

INTRINSICALLY SAFE AND INDUSTRIAL LIGHTS



 **EXINLIGHT**.com




WHO WE ARE


WE ARE AN AUSTRALIAN COMPANY. OUR PRODUCTS ARE DESIGNED AND MADE IN AUSTRALIA AS WELL AS BEING INTERNATIONALLY RECOGNISED.

EXIN LIGHT was established in 2006 and continues to be recognised as a high quality Australian manufacturer of both intrinsically safe and industrial portable lighting. Our company continues to improve our existing products and broaden our product range.

Now since 2024 owned by Deeps Engineering, a well renowned plastics manufacturer, EXIN LIGHT continues to develop and grow with new enthusiasm.



LOCAL MANUFACTURING IN REGIONAL NSW



AUSTRALIAN MADE BUILT TO LAST



DESIGNED AND DEVELOPED TO PERFORM IN A WIDE RANGE OF APPLICATIONS, INCLUDING:

- Mining sector
- Hire industry
- Service providers such as utilities (gas, water and electricity)
- Railway industry
- Road maintenance
- Emergency services
- Disaster control

i

VISIT **EXINLIGHT.COM** TO SEE EXIN LIGHT IN ACTION

EXIN LIGHT

IECEx, ATEX, UKEX AND TIIS INTERNATIONAL STANDARDS

These certifications have been obtained for our EX product range that has been designed for use in potentially hazardous environments such as Mining, Petroleum, Oil refineries, Sewerage, Food manufacturing (Flour, Rice, Wheat) and other high dust areas.

GLOBAL DISTRIBUTION

EXIN LIGHT is committed to innovative product development and providing the most efficient and cost effective range of industrial LED lighting products available. Supplying globally through international distributors, EXIN LIGHT focuses on portability, ease of use, safety and resilience.

Importantly, the EXIN LIGHT Development Team work throughout Australia, Asia, Europe and the USA researching client needs so that new LED portable lighting products are always created with the end user in mind. Technical support and spare parts supply back up the service commitment to all EXIN LIGHT distributors and users.



IN
SERIES

EXIN LIGHT **INDUSTRIAL** LIGHTING FOR INDUSTRIAL & EMERGENCY APPLICATIONS

THESE TOUGH AND RELIABLE PORTABLE LIGHTS ARE SUITABLE FOR A WIDE RANGE OF COMMERCIAL AND INDUSTRIAL ACTIVITIES. THE PATENTED LIGHTS ARE FULLY SELF-CONTAINED IN A WEATHERPROOF UNIT AND ARE BATTERY POWERED; ALWAYS READY-TO-GO IN QUICK RESPONSE SITUATIONS. THE BUILT-IN CABLE STORAGE COMPARTMENT AND HEIGHT-ADJUSTABLE ARMS ADD EVEN MORE CONVENIENCE. NO PLUGS OR CABLES ARE NEEDED WHILE OPERATING WHICH ALSO AVOIDS TRIP HAZARDS.



Up to approximately

**28 HOURS OF
CONTINUOUS
RUN TIME**

UNIQUE

A unique base that accepts various and purpose built attachments. Lenses can be quickly clipped on and off and can be custom printed.



TRIED & TESTED

Used and tested in the most **harsh
environments**



RECOGNISED

An internationally recognised
Portable Work Light



UK
CA

LED



INDUSTRIAL SERIES
3 MODELS



LED



SPECIFICATIONS

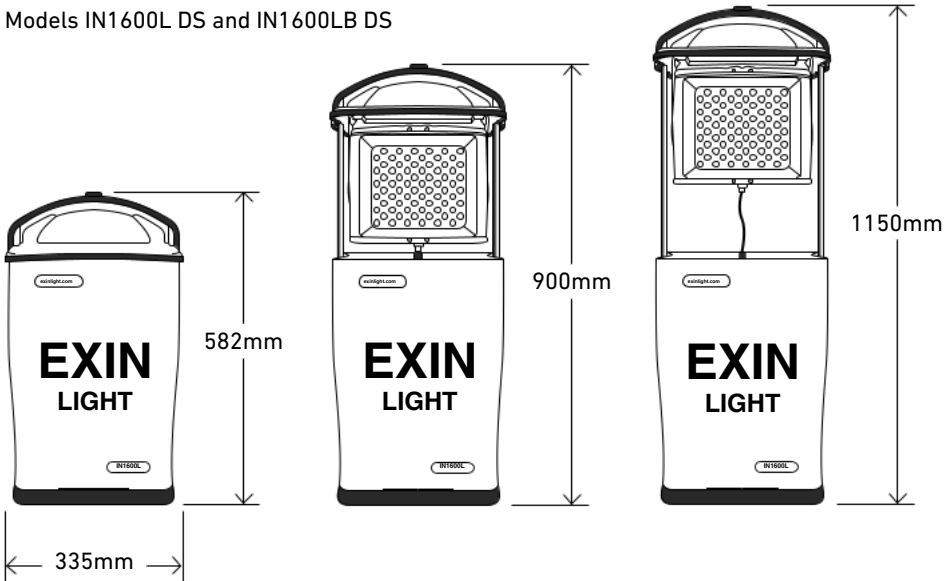
| MODEL | IN1600L DS | IN1600LB DS | | IN1000L |
|---|---|--|--------------|---|
| Net Weight (kg) | 7.95 | 11.3 | | 4.9 |
| Gross Weight (kg) | 9.05 | 12.6 | | 5.9 |
| Open Height (mm) | 1150 | | | 670 |
| Closed Height (mm) | 582 | | | 450 |
| Width (mm) | 335 | | | 270 |
| Depth (mm) | 222 | | | 170 |
| Charging Voltage | 100-240V AC/12V DC | | | |
| Light Type LED | Double Sided | | Single Sided | |
| Lumens (lm) | 1600 (each side) | | | 1000 |
| Battery Run Time (hrs) Approximately | Single Side: 16-18 Double Side: 8-10 | Single Side: 28-30 Double Side: 16-18 | | High: 10-12 Low: 22-24 Flash: 50+ |
| Battery Charge Time (hrs) Approximately | 7-8 | 10-12 | | 7-8 |



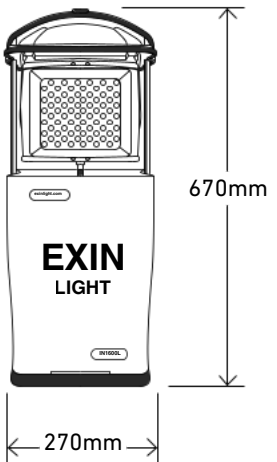
LIGHT
HEAD CAN
BE TILTED
FORWARD

DIMENSIONS

Models IN1600L DS and IN1600LB DS



Model IN1000L "Traveller"



CONSTRUCTION

The industrial (IN) body is constructed using an automotive type ABS747 making it highly durable with a robust, solid construction. The IN Series has an IP 65 rating which means it can be used in wet weather conditions. The shock-absorbing rubber used on both the base and the lid seal gives extra protection to the light. The built-in cable storage compartment means you won't forget

the charging cables and there are no dangling cables to form a trip hazard. The extension arms fitted either side of the body with an easy push-pull handle mean that you can choose the right height for your own individual needs. This innovation allows this powerful industrial light to illuminate a very wide area and provides benefits for endless applications.



DOWNLOAD INSTRUCTIONS AT EXINLIGHT.COM

EX
SERIES

ZONE 0 INTRINSICALLY SAFE PORTABLE LIGHTING

EXINLIGHT.COM



FLAMMABLE



EXPLOSIVE

TRIED & TESTED

Used and tested in the
harshest environments



RECOGNISED

An internationally recognised
Portable Work Light

OUR INTRINSICALLY SAFE LIGHTS (ZONE 0)
ARE CERTIFIED TO THE FOLLOWING:

IECEx



ATEX



TIIS



UKEX



CERTIFICATION GIVES YOU PEACE OF MIND THAT ALL WORKPLACE
SAFETY OBLIGATIONS ARE FULFILLED. PLEASE SEE EACH CERTIFICATE
ON OUR WEBSITE WHICH IDENTIFIES WHICH LIGHT WILL SUIT YOUR
APPLICATION.



EXIN LIGHT DESIGNED AND MADE IN AUSTRALIA

EXPLOSION PROOF SERIES

3 MODELS

EXIN LIGHT EX90L products carry T4 Classification and have been approved and certified as intrinsically safe.

The compliance to these certifications ensure that the EXIN LIGHT EX90L range is suitable and safe in areas where flammable gases and combustible dusts are present, providing your requirement is within the certified classification of the selected model.



EX90L T4 IIC 2000 SS

EX90L T4 IIB 1440 SS

EX90L T4 IIIC 2000 SS

CONSTRUCTION

The EX90L body is constructed using PermaStat® permanent anti-static ABS resin making the EXIN LIGHT highly durable for use in mining, oil rigs and in industries where there could be flammable gas or another potentially explosive atmosphere. Shock absorbing rubber on both the base and lid provides added protection.

BATTERY

The battery used in the EXIN LIGHT intrinsically safe models are purpose-built encapsulated NiMH battery. It is maintenance free and is only to be charged in accordance with the instructions provided.



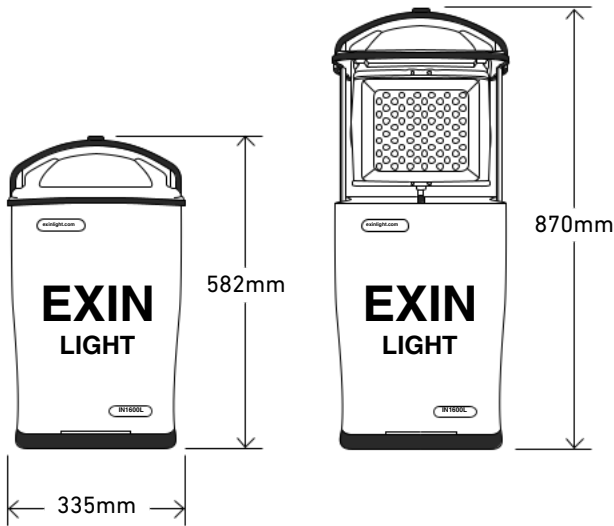
DOWNLOAD INSTRUCTIONS AT [EXINLIGHT.COM](https://www.exinlight.com)



SPECIFICATIONS

| MODEL | | EX90L T4 IIB 1440 SS | EX90L T4 IIC 2000 SS | EX90L T4 IIIC 2000 SS |
|------------------------------------|---|-------------------------|-------------------------|--------------------------|
| Zone Rating | Zone 0 (Class I Division 1, certified for use in all Zones) | | | |
| Gas/Dust Class | | IIB | IIC | IIIC |
| Net Weight (kg) | | 8.0 | 7.8 | 8.8 |
| Gross Weight (kg) | | 8.7 | 8.5 | 8.2 |
| Open Height (mm) | 880 | | | |
| Closed Height (mm) | 580 | | | |
| Width (mm) | 335 | | | |
| Depth (mm) | 220 | | | |
| Voltage AC/DC | 100-240V AC/12V DC (max 1.8A) | | | |
| Battery | 9.6V Rechargeable Nickel Metal Hydride (NiMH) | | | |
| Light Type | High Intensity LED | | | |
| Light Type LED | | Single Sided | Single Sided | Single Sided |
| Lumens (lm) | | High: 1440 Low: 720 | 2000 (single sided) | 2000 (single sided) |
| Ingress Protection | IP65 | | | |
| Ambient Temperature | (-20°C ≤ Tamb ≤ +40°C) | | | |
| Temperature Class | T4 (max 135°C) | | | |
| Charging Time (h) | 7-8 | | | |
| Battery Run Time Approximately (h) | | High: 8-9 Low: 16-17 | 11-12 | 11-12 |

DIMENSIONS



BL SERIES DC

360° PORTABLE BATTERY OPERATED LIGHT

ENJOY 360 DEGREES OF GLARE FREE ILLUMINATION WITH EXIN LIGHTS NEWEST OFFERING, THE BL SERIES DC. POWERED BY A LITHIUM IRON PHOSPHATE (LiFePO4) BATTERY, DOWNTIME WON'T BE AN ISSUE. WITH A RUN TIME OF 6-30 HOURS (DEPENDING ON MODEL) AND A CHARGE TIME OF JUST 4.5 HOURS, THE BL SERIES DC WILL KEEP YOU OUT OF THE DARK FOR LONGER.

PERFECT FOR A WIDE RANGE OF APPLICATIONS INCLUDING EMERGENCY SERVICES, CONSTRUCTION, RECREATIONAL ACTIVITIES. THE UNIT COMES EQUIPPED WITH AN INBUILT USB CHARGER, ENSURING THAT NO MATTER WHERE YOU ARE YOUR PHONE, TOOLS OR OTHER DEVICES WILL STAY CHARGED.



360°
GLARE FREE
ILLUMINATION



POWERFUL BATTERY

Powered by a LiFePO4 Battery
Only 4.5 Hours to Charge
Slow Discharge
5,000 Recharge Cycles



USB CHARGER

Inbuilt Charger for powering devices
and tools on the go.



EXIN LIGHT DESIGNED AND MADE IN AUSTRALIA

360° PORTABLE AREA LIGHT

The BL4000DC, BL8000AC and BL16000AC are high lumen area lights. They produce 4000, 8000 lumens and 16000 lumens respectively around the tube of the light.

With an IP65 rating, the BL SERIES DC can be powered up in external areas. The LiFePO4 Battery provides longevity, reliability and safety. Bright LED's are filtered by the light diffusing tube and the light also boasts a high, low and flash setting.

3 MODELS

BL4000DC

BL8000DC

BL16000DC

Tripod attachments can be purchased separately.

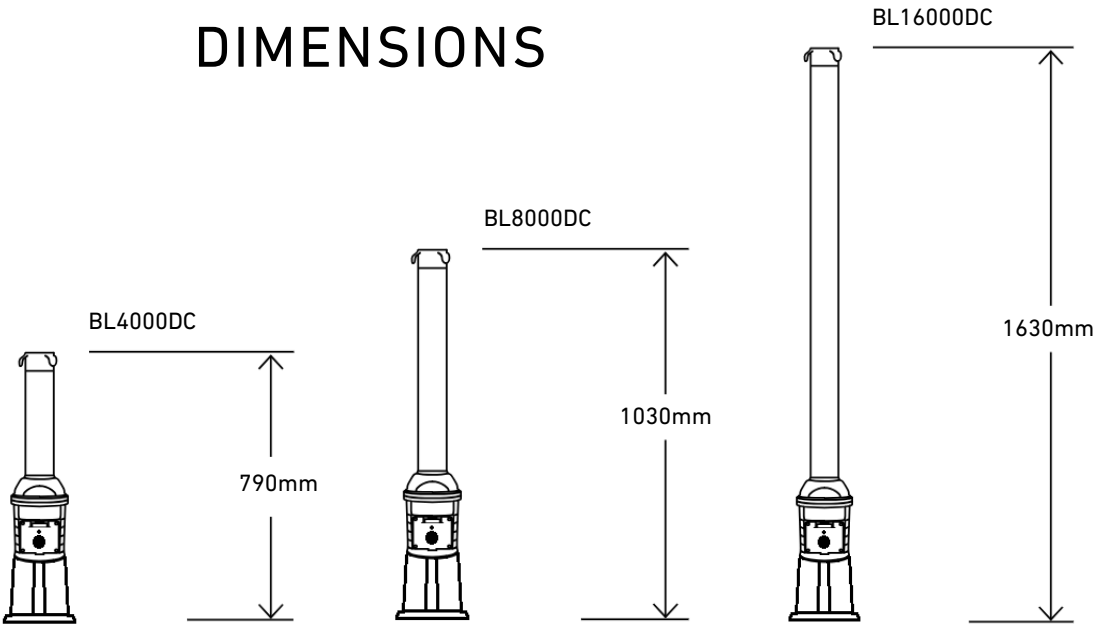


LED

SPECIFICATIONS

| MODEL | BL4000DC | BL8000DC | BL16000DC |
|------------------------|---------------------------|-------------------------|------------------------|
| Net Weight (kg) | 5.4 | 5.8 | 6.7 |
| Gross Weight (kg) | 6.8 | 7.4 | 8.9 |
| Height (mm) | 790 | 1030 | 1630 |
| Width (mm) | 200 | 200 | 200 |
| Lumen Output (lm) | 4000 | 8000 | 16000 |
| Output Voltage | 19.2V DC | | |
| Input Voltage | 100-240V AC | | |
| LED Light Direction | 360° | | |
| Battery Run Time (hrs) | High: 15-16 Low: 29-30 | High: 8-9 Low: 15-16 | High: 5-6 Low: 9-10 |
| Charging Time (hrs) | 4-5 | 4-5 | 4-5 |
| IP Rating | IP65 | | |

DIMENSIONS



BL
SERIES

BL SERIES AC 360° CABLED MAINS POWERED LIGHT

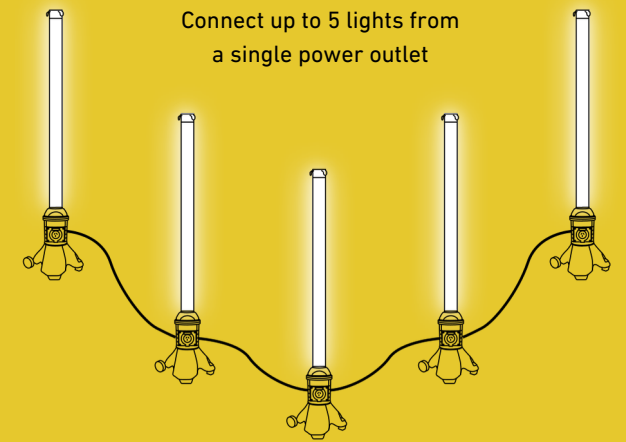
ENJOY 360 DEGREES OF GLARE FREE ILLUMINATION WITH EXIN LIGHTS ROBUST AND LIGHT WEIGHT BL SERIES AC. WITH A WEATHERPROOF RATING OF IP65 THIS MODEL IS IDEAL FOR ALL ENVIRONMENTS IN PARTICULAR THE GREAT OUTDOORS, IT IS EQUIPPED WITH BUILT-IN UNINHIBITED LED STRIPS MAKING IT A GREAT COMPANION FOR WIDE OPEN SPACES. CONNECT UP TO 5 BILLY LIGHTS FROM A SINGLE POWER OUTLET OR YOUR OWN GENERATOR AND GAIN 100M OF UNINTERRUPTED ILLUMINATION.

EXINLIGHT.COM



360°
GLARE FREE
ILLUMINATION

**100M OF
ILLUMINATION**
Connect up to 5 lights from
a single power outlet



QMS Certification Services



EXIN LIGHT DESIGNED AND MADE IN AUSTRALIA

360° CABLED AREA LIGHT

The BL8000AC and BL16000AC are high lumen area tripod lights. They produce 8000 lumens and 16000 lumens respectively around the tube of the light.

With an IP65 rating, it allows the inlet and the outlet of the BL SERIES to be powered up in external areas. You can link 5 units which will be up to 20 metres apart giving you 100 metres of continuous light. Alternately, you can use a single BILLY LIGHT to also provide power to your electrical tools. It also boasts a high and low setting.

2 MODELS

BL8000AC

BL16000AC



Tripod attachments can be purchased separately.

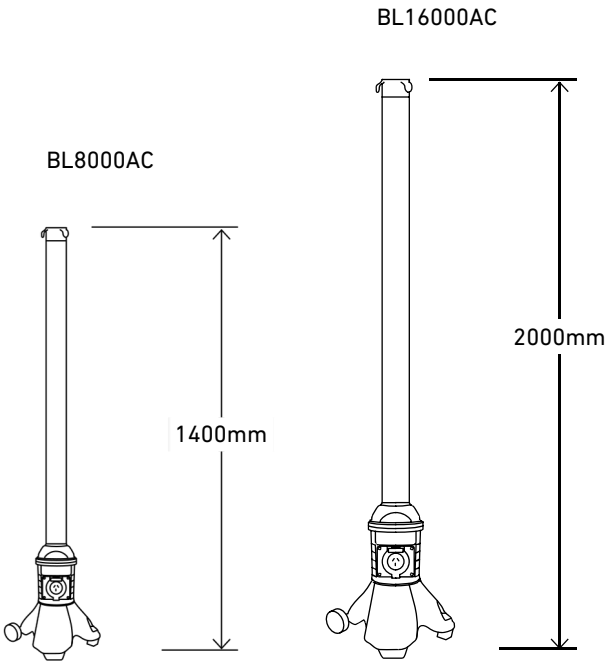


LED

SPECIFICATIONS

| MODEL | BL8000AC | BL16000AC |
|---------------------|-------------------------|--------------------------|
| Net Weight (kg) | 6 | 8 |
| Gross Weight (kg) | 6.2 | 8.2 |
| Max Height (mm) | 1400 | 2000 |
| Min Height (mm) | 1200 | 1800 |
| Closed Height (mm) | 1300 | 1900 |
| Width (mm) | 200 | |
| Input Voltage | 100-240 V a.c. | |
| LED Light Direction | 360° | |
| Lumens (lm) | High: 8000 Low: 4000 | High: 16000 Low: 8000 |
| Output Power | 58.3W | 97.2W |
| IP Rating | IP65 | |

DIMENSIONS



INDUSTRIAL RANGE ACCESSORIES

ADD A WIDE RANGE OF OPTIONAL ACCESSORIES AND ATTACHMENTS AS LISTED BELOW.



NEED AN ACCESSORY THAT YOU DON'T SEE HERE?

ASK US ABOUT OUR CUSTOM BUILT ACCESSORIES. AT EXIN LIGHT, WE ARE CONSTANTLY DEVELOPING NEW WAYS TO MAKE PORTABLE LIGHTS EVEN MORE PORTABLE AND DURABLE.

SCAFFOLD ATTACHMENT

FOR SAFE USE ON WORK SITES AND STABILISING PLATE FOR WHEN THOSE ROUGH WEATHER CONDITIONS ARISE




POLE ATTACHMENT

SECURE THE EXIN LIGHT SAFELY TO A POWER POLE OR SIMILAR OBJECTS



MAGNETIC BASE

HEAVY DUTY MAGNETIC POWER LETS YOU MOUNT TO METAL SURFACES



JUST ADD WHEELS

FOR EXTRA MOBILITY AND PORTABILITY



SAFETY SIGNS

QUICK ON/OFF CLIP OVER LIGHT HEAD

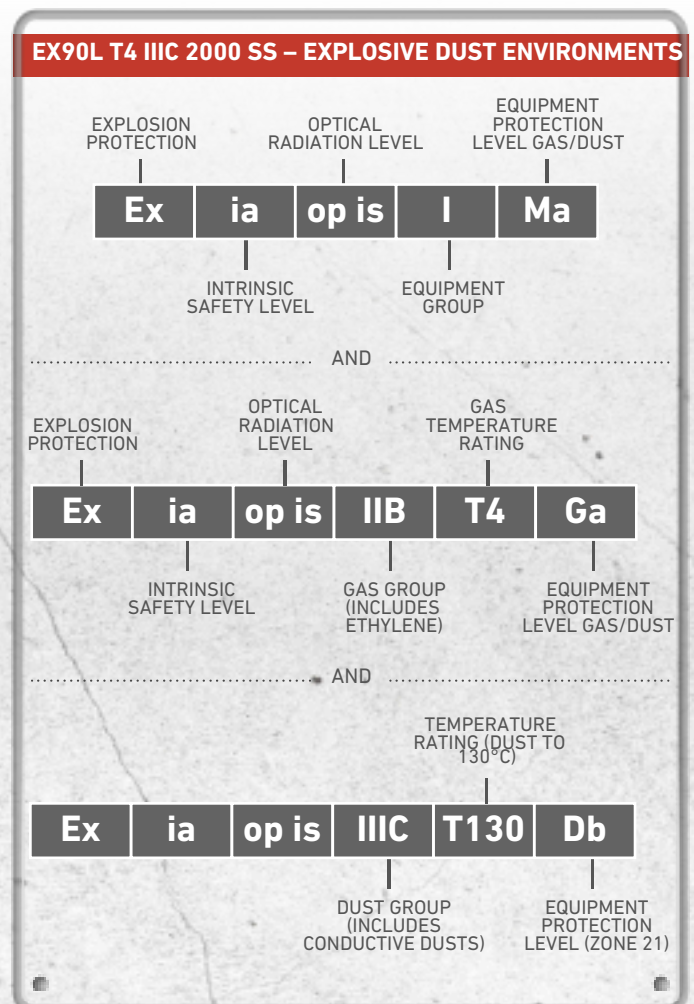
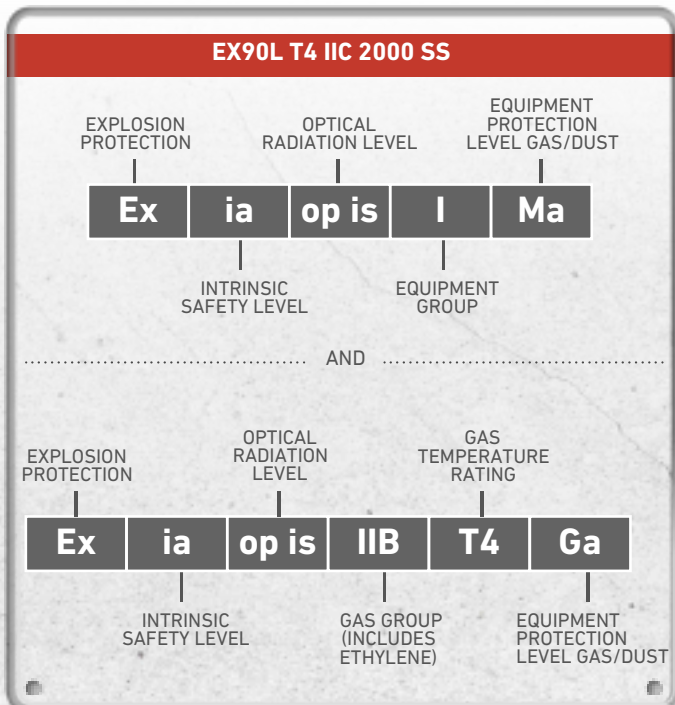
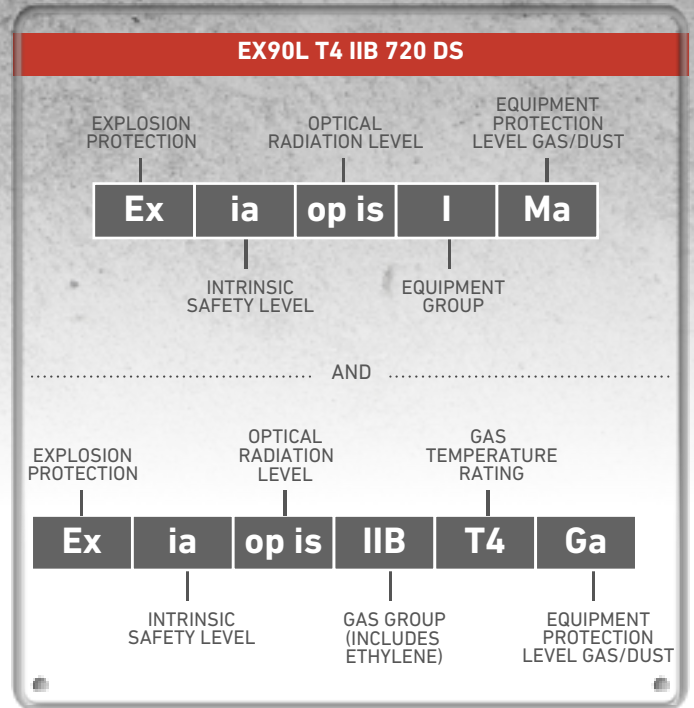
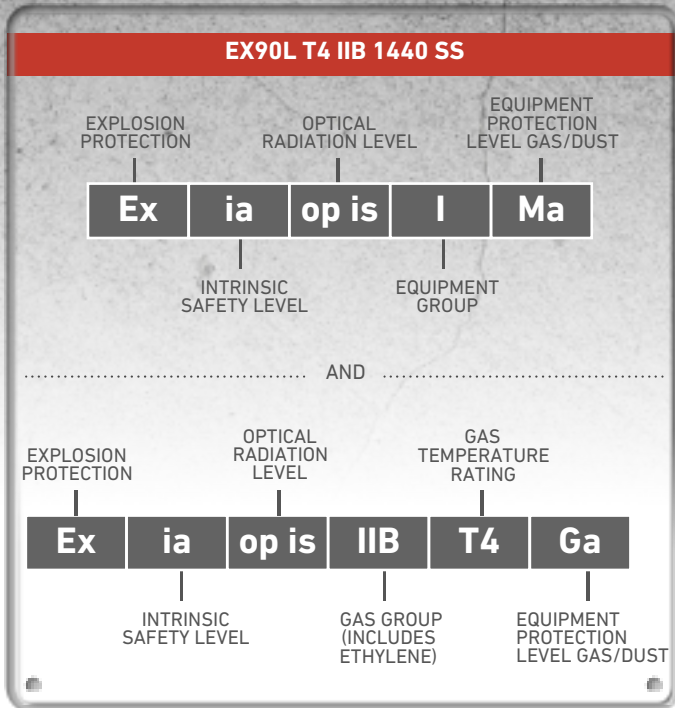
TRIPOD

FOR ADDED HEIGHT AND ANGLE

EXIN LIGHT IECEX CERTIFICATE MARKINGS

IECEX is an international system for certification of equipment for use in explosive atmospheres. Its quality assessment specifications are based on standards prepared by the International Electrotechnical Commission (IEC).

The EXIN Light EX90L range of lights are regularly tested, assessed and certified by accredited third party test laboratories to ensure they adhere to these strict standards. Each EX90L model carries markings which indicate the particular environments that it has been designed for. These markings can be found on the rating labels attached to each light. The detail of the certified markings for each model is as follows.



Address: 6 George Road, Salamander Bay NSW 2317
Ph: +61 2 4982 0094 Email: orders@deepsengineering.com.au