


# Pollinator Habitat Establishment and Management

Tips for Getting the Best Results



Bill White  
Grassland Program Coordinator  
Missouri Native Grasslands Collaborative



# What Are The Landowner's Objectives?



Diversity of flowers for my own viewing pleasure?



Diversity of native pollinators?



Make room for some specialist bees or butterfly larval host plants?



Help monarchs during fall migration?

# Aggressive Species to Avoid



Canada and Tall Goldenrods




Maxmillian and Sawtooth Sunflowers



**Thistle Longhorn Bee**



**Golden Alexander Mining Bee**



**Longhorn Bee/Sunflower Bee**



**Longhorn Cuckoo Bee**



Upright Prairie Coneflower



Purple Prairie Clover



Gaillardia

Species that Don't Like Competition



## Follow Up is Critical to Success

- Followup by email, phone or field visit
- Followup during planting time to ensure seeding will be done during the dormant season
- Followup around June 1 to ensure weed control
- Followup late summer to talk about next steps

# 1<sup>st</sup> Year Mowing

- Mow High -- 8-12 inches
- Mow 1<sup>st</sup> time around June 1, before weeds canopy
- Mow again as needed to prevent weed canopy

If the field looks like a clover patch:

Mow close to prevent seed formation

(Studies by USDA PMC show mowing close does not harm forbs)

# 1st year herbicide

Foxtail, crabgrass:

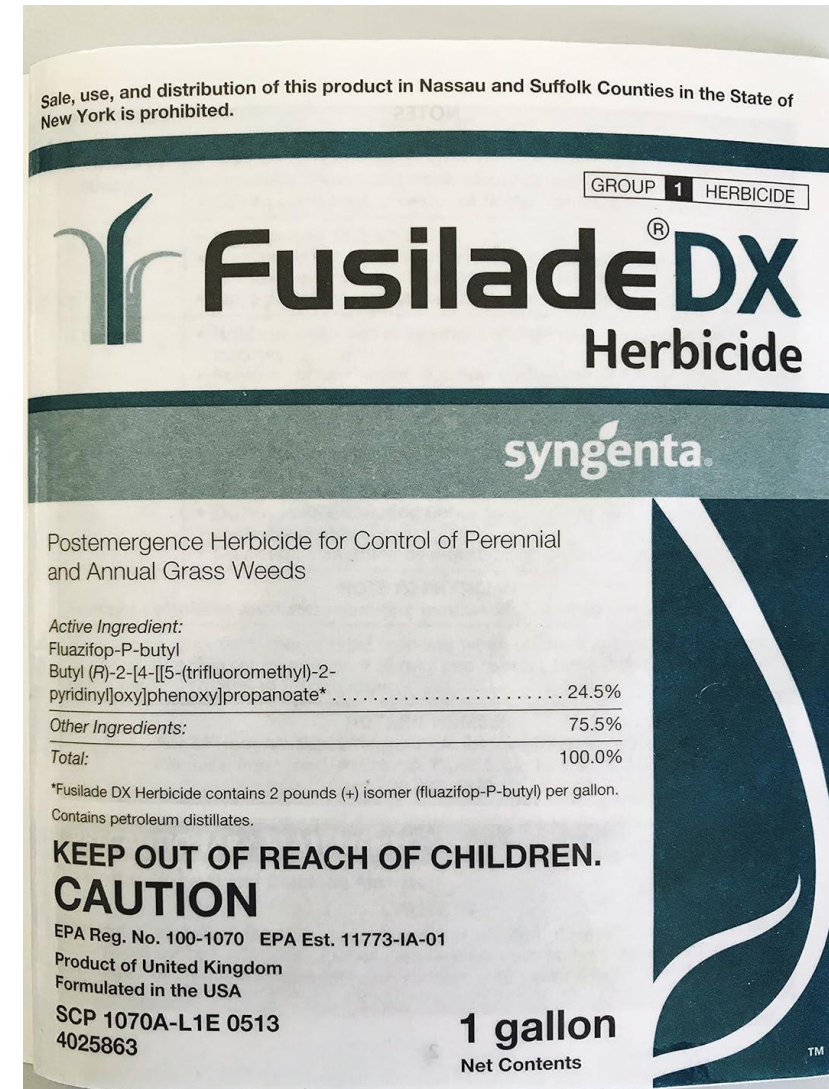
- Grass selective herbicides like Select, Fusilade, Volunteer
- Must be sprayed while weedy grass seedlings height are within label recommendations – i.e. less than 6 inches

Tall fescue:

- Select - Clethodim

Smooth brome:

- Select does not work
- Fusilade DX



# Prescribed Fire for Pollinators

---

- Burn only 1/3-1/2 of planting per year to provide refugia
- Dormant season (mid-November through March 1)
- August/September burns to set back native grasses
- Increases diversity and resources for pollinators
- Helps increase access to bare ground for ground nesters





Addressing Problems in the Planting

# What If My Planting Came up “Foxtail/Crabgrass”?

First Winter after Planting – End of First Growing Season




# Winter After Planting – Conduct Winter Burn



Not Burned - May



Burned - May



While we have recommended NO burning of native grasses until after the 2<sup>nd</sup> growing season for over 35 years, **burning forbs after the 1<sup>st</sup> growing season improves the stand**

# All I Got Was A Stand of Clover


---

- Prevent clover from blooming and going to seed
- Burn 3 years in a row **after clover greenup** in the early spring





# Smooth Brome Taking Over- Crowding out Flowers



Can you eradicate nearby source of seed/plants (i.e. fenceline)?

Do not allow to go to seed, also spreads by aggressive rhizomes

Fusilade DX, Poast, Segement herbicides spot sprayed (may be needed 2X) – latter two herbicides can be cost prohibitive

Burn 3 years in a row in mid- to late March after brome greens up (this may impact some wildflower species, but once you get back to a regular burn/rest schedule they should come back)



Tall Fescue or  
Kentucky  
Bluegrass Taking  
Over –  
Crowding out  
Flowers



Chemicals likely  
only alternative

Clethodim  
herbicide (Select,  
Volunteer) after  
prescribed fire



# Woody Sprouts




Regular prescribed  
burning deters  
sprouts

After burn (April/May),  
use UTV to spot spray  
resprouts with brush  
killer mix



# Sericea Lespedeza



Annual scouting helps control spread

Herbicides such as Patriot, Escort, Cleargraze, Pasturegard, etc

Many people will burn to encourage seedlings and new growth and then spray

For large acreages, ag drone sprayers are being trained to ID sericea, map the locations, then spray

QUESTIONS?

