


MYMESH-CEFL5M

Ceiling Flush Mount Passive Infra Red (PIR) Presence Detector & Light Sensor

Input: 100-240 Vac 50/60Hz

mymesh



PLEASE READ THESE INSTRUCTIONS BEFORE INSTALLING THE PRODUCT

NOTE: MYMESH-CEFL5M is only compatible to work on the Mymesh Gen2 and Gen3 Platform.

This flush mounted MYMESH-CEFL5M is suitable for easy mounting through a 73/75mm diameter hole into a ceiling void which is at least 78mm deep. Configurable for any room presence style.

INSTALLATION

To be installed by a competent person with reference to BS 7671 or equivalent local standards. If in doubt consult a qualified electrician.

- Plan where the MYMESH-CEFL5M is to be located (see diagram 1). Switch off supply and check for hidden cables and pipes. Make a 73/75mm diameter hole through a standard ceiling board.
- The MYMESH-CEFL5M should be connected as shown in diagram 2:
L - Live in. N - Neutral in.
- Ensure both springs are fitted to the moulding in the correct orientation (see diagram 3).
- Push the MYMESH-CEFL5M into the ceiling void, making reference to diagram 4.
- The MYMESH-CEFL5M has an integrated antenna for easy integration. To ensure a good radio connection, do not cover with metal.

OPERATION

To check the operation of the MYMESH-CEFL5M subject to software version:

- Turn on the supply.
- Status LED blinking sequence.
Normal: Both LED's off.
Indenification and Factory blink on movement : Red LED blinks.

The control also features adjustable time out (time lag) control and daylight threshold control. Commissioning is done through the Mymesh Buildings GUI.

PRECAUTIONS

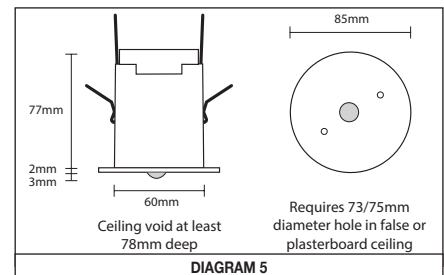
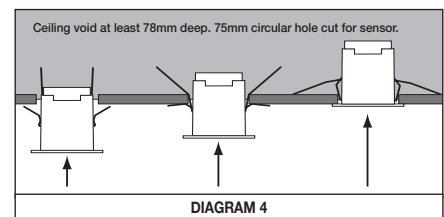
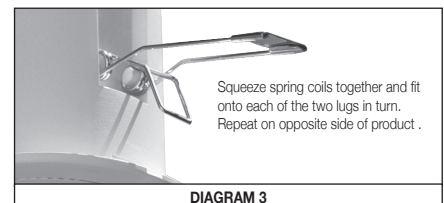
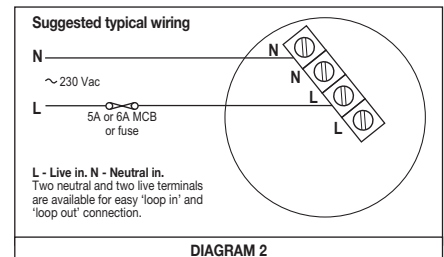
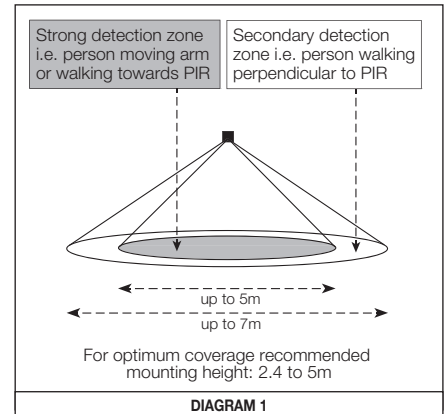
- Do not place the MYMESH-CEFL5M near heat sources, fans or in ventilated ceiling voids.
- MYMESH-CEFL5M can be wired in parallel (sharing the same Live and Neutral).
- Do not place close to, or positioned such that, any light source points directly into the MYMESH-CEFL5M.
- Ensure wires and cables are securely held within the connection terminals.
- The MYMESH-CEFL5M should be protected by a suitable mcb or fuse.
- Disconnect the MYMESH-CEFL5M from the circuit before performing insulation testing of the wiring circuit.**

5 YEAR WARRANTY

MYMESH-CEFL5M comes with a 5 year warranty from the date of manufacturing

TECHNICAL DETAILS

INPUT	
Voltage:	100 - 240Vac
Frequency:	50/60Hz
Max. mains current:	20mA
Standby current:	16mA
RADIO TRANSCIEVER	
Operating frequencies:	2.4... 2,480 GHz
Max. output power:	+4 dBm
LUX PARAMETERS	
Range:	5 - 2000 lux
OPERATING CONDITIONS	
Note: The temperature difference between the detection target and the background must be at least 4 °C.	
Field of view:	106°x 97°
Detection Zones:	64
Ambient temperature:	-20... +40 °C (Iout 20mA)
Storage temperature:	-25... +75 °C
Max. relative humidity:	0... 80%, non cond.
CONNECTORS	
Terminal block	0.5mm ² - 2.5mm ² solid or stranded
Wire size:	
Wire strip length:	6-7mm
Tightening torque:	0,4 Nm/4 Kgf.cm
MECHANICAL DATA	
Dimensions:	79mm x 85mm x 85mm
Weight:	97g (unpacked)
Degree of protection:	IP40
Protection class:	Built-in Class 2
Material (casing)	Flame-retardant polycarbonate
Finish / Colour	Matt /White (RAL 9003) Matt /Black (RAL 9005)
Protection class:	Built-in Class 2
CONFORMITY AND STANDARDS	
EMC emission: EN 301 489-1 V2.2.0, EN 301 489-17 V3.1.1, EN 55032: 2015, EN61000-3-2: 2014, EN61000-3-3: 2013	
EMC immunity: EN 301 489-1 V2.2.0, EN 301 489-17 V3.1.1	
Environment: Complies with WEEE (PRN WEEE/BA5544YX) and RoHS directives	



COLOUR OPTIONS

This product is available in 2 colour options designated by the following product codes:

White: **MYMESH-CEFL5M**
Black: **MYMESH-CEFL5MBK**

DANLERS

Controls for Lighting & HVAC



DANLERS Limited, Vincients Road, CHIPPENHAM, Wiltshire, SN14 6NQ, UK.
Telephone: +44 (0)1249 443377 Fax: +44 (0)1249 443388 E-mail: sales@danlers.co.uk
www.danlers.co.uk

Company Registered Number 2570169 VAT Registration Number 543 5491 38