





At Height - Risk information

Ropes	
Land	
Water	
Self Led	

S x L = RF		Colour code	Response	RF what to do next
S / L	RF			
1-2	1-5		Low	Manage through routine procedures
3	6-10		Moderate	Specific monitoring or procedures required, action must be specified
4-5	11-18		High	Action plan required, senior management attention needed
	19-25		Extreme	Immediate action required

Clarification	
Instructor	The ones running the session
Leaders	The additional adult to help with the group management
Participants	The person or persons that are using the activity e.g. climber or belayer on the climbing wall
All users	All users that are involved in the session use e.g. Instructor, Leaders, Participants not Spectators
Everybody	Anyone that could be using the activity or may walk through or pass the activity such as Spectators

Foxlease Park Risk Assessments

At heights Covers: Zip Wire, Crate Challenge, Climbing, Tree Climb, and Abseil sessions.



Location:	Foxlease Park	Assessor:	Nathaniel H C
Date of Assessment:	10/04/2026	Date of review:	10/04/2027
Description of area or activity:	All off ground activities using ropes to help keep participants safe.		Technical Advisor Matt Prince
Equipment used:	Waist harnesses, Chest harnesses, Bridge sling, Helmets, Rigs, SRBs, Carabiners, Static/Dynamic Ropes, Figure 8s, Crates		

Activity	Hazard	Description of potential accident/injury/loss	Who is affected	Precautions/controls already in place	Risk S	Risk L	Risk F	Further control measures applied	Action by	Net S	Net L	Net F
All	Falling to ground from a high level	Major injury, possible death from fall	Participants	The instructor provides a safety briefing. All participants are attached to the safety system when off the ground. Equipment is checked before use, in addition to regular PPE inspections by competent and qualified staff. Sessions are checked for safety by an appropriately experienced/qualified person. Participants will be given a briefing on how to descend safely.	5	2	10	Instructors are trained and assessed in accordance with the safe operating procedures and are required to have read and understood them. Access gates and doors are locked when the activities are not in use. PPE checks to be recorded.	Instructor	5	1	5
All	Injury due to ill-fitting equipment	Major injury, possible death	Participants	All instructors are trained in the proper use and fitting of sit, chest, and full-body harnesses. Instructors are to check participants' harnesses before the session and ensure they are tight around the waist. Good-to-go checks, as per the safe operating procedures, are to be made. The weight limit on the activity is 100 kgs – 16 stone.	5	2	10	An appropriately experienced and qualified instructor conducts instructor session observations in accordance with the safe operating procedures.	Instructor	5	1	5
All	Failure of equipment	Major injury, possible death from fall	Participants	Equipment is tested and inspected at manufacturing. A 6-monthly inspection by qualified inspectors. A 3-monthly inspection by qualified/trained staff. A weekly inspection is done by qualified/trained staff. Before/during use, the inspection is done by the instructor. Weight limit on activities is 100 kgs - 16 stone.	5	2	10	All equipment is issued in accordance with the manufacturer's guidelines.	Foxlease Park Senior Staff Instructor	5	1	5

Activity	Hazard	Description of potential accident/injury/loss	Who is affected	Precautions/controls already in place	Risk S	Risk L	Risk F	Further control measures applied	Action by	Net S	Net L	Net F
All	Slips, trips and falls (ground height)	Minor injuries	Participants Instructor Leaders	Helmets must always be worn inside the activity area. Participants are to be made aware of any steps or objects on the ground. Shoe laces to be tied up. Appropriate footwear is to be worn inside the activity area. Instructors will issue a clear safety briefing/instructions at the start of the session.	3	2	6		Instructor	3	2	6
All	Adverse weather (lightning)	Hit by lightning, possible death	All users	The activity will not go ahead if there are thunderstorms and lightning conditions. No running in the compound. Instructors will issue a clear briefing/instructions on what to do if thunder and lightning are seen or heard. The weather forecast will be checked by a senior member of staff on the day.	4	1	4	The 3030 rule is followed. If the flash to bang is 30 seconds in length, you should seek some shelter. Staying inside the shelter is advised until 30 minutes after the last clap of thunder.	Instructor	3	1	3
All	Adverse weather (high winds)	Customers get tangled in the elements, possible cuts and bruises	All users	The activity cannot take place in strong winds(25mph or more). The activity will be cancelled if the winds are forecast to exceed 25 mph. If, during the day, wind speeds exceed 25 mph, the activity will be postponed until the wind subsides or rescheduled.	4	1	4	Instructor to check the forecast on the day of the activity. On large activity days, a staff briefing will include a weather forecast.	Instructor	3	1	3
All	Slips, trips and falls from uneven ground	Minor injuries, bruises, sprains and strains	All users	The activity typically takes place in the natural environment where the ground is often uneven, wet, and slippery. Participants and instructors are to wear appropriate clothes and footwear for the environment.	2	3	6		Instructor	2	3	6

Activity	Hazard	Description of potential accident/injury/loss	Who is affected	Precautions/controls already in place	Risk S	Risk L	Risk F	Further control measures applied	Action by	Net S	Net L	Net F
All	Structure failure	Structural failure and whilst in use affecting the users and the people in the media presenting causing serious injury or death	Everybody	Structure inspection by external accessors (non-tree elements). Arborists report on tree elements. 3 Monthly inspection on structure (non-tree elements). Weekly visual inspection from ground level by qualified/trained staff. Before and during use, the instructor conducts a visual inspection. The gate on the zip wire ramp is to be locked when no instructor is present, with a no-entry sign clearly visible.	5	2	10	Structural inspections and arborist reports are conducted annually. Foxlease Park will act on the findings of the reports. Daily checks to be completed and recorded before use. A 6ft fence surrounds the activity area, and gates are locked when not in use.	Foxlease Park Instructor	5	1	5
All	Falling objects	Minor injuries from impact of falling object such as crates or participants	Everybody	Correctly fitted helmets must be worn within the activity areas. Clear safety briefing and instructions will be given before the activity starts. Keeping the area as clear as possible.	5	1	5	An annual arborist's tree report will be conducted annually. Gates, doors and compounds are locked when the activity areas are not in use.	Instructor	5	1	5
All	Group control	Problems with group control. Instructor needing to stop sessions to intervene. Safeguarding risks are higher due to only one adult present.	All users	Each group will be accompanied by a responsible adult who will oversee the group's behaviour and pastoral care. However, if the responsible adult needs to step away from the activity, the instructor should call for assistance. Instructors must be up to date on safeguarding training and be aware of their position within the group.	3	3	9	Instructors are aware that, if needed, they can pause or end the session to help the participants. Instructions: contact the office for another member of staff as backup if required. All staff members will receive safeguarding training.	Instructor	3	2	6
All	Hair / jewellery / clothing or other items caught in equipment	Entanglement in the equipment, causing entrapment, finger injuries, and a participant trapped on the equipment.	Participants	All participants are advised to remove or tuck away all jewellery before the start of the session. Hair should be tied up or out of the way of any equipment. If jewellery cannot be removed, tape can be offered to cover up and prevent snagging. The helmet strap should be tucked away if possible.	3	4	12	All instructors trained & assessed in the emergency action plan as set out in the Safe Operating Procedures.	Instructor	3	3	9

Activity	Hazard	Description of potential accident/injury/loss	Who is affected	Precautions/controls already in place	Risk S	Risk L	Risk F	Further control measures applied	Action by	Net S	Net L	Net F
All	Participants using the area unsupervised	Falling from height causing serious injury or death	Everybody	The activity areas have clear signage warning of dangers and can only be accessed with a member of the Foxlease Park staff. All access to activity areas is restricted by locked gates, doors and fences.	5	1	5	A 6ft fence surrounds each activity area. Gates and doors are locked when not in use.	Instructor	5	1	5
All	First aid	Minor and major injuries getting worse	Everybody	Foxlease Park instructor-led sessions will have a first aid kit during the session. For self-led sessions, the group leader should provide a suitable first aider and a first aid kit.	4	3	12	The reception will have a first aid kit. All instructors are to hold a 1-day first aid certificate as a minimum requirement. Where groups do not have a suitable first aider or first aid kit, Foxlease Park can provide.	Foxlease Park Senior Staff Instructor Group Leader	4	2	8
Zip Wire	Boardwalk under zip wire, ramp to top of zip wire	Slips, trips, falls	Participants	The ramp and boardwalk can be slippery when wet; inform participants of this during the briefing. Chicken wire and rubber matting are used in places to reduce slipping.	2	3	6	Keep clear of algae, leaves and debris to keep the grip on chicken wire and wood accessible.	Instructor	2	2	4
Zip Wire	Injury from wire	Minor finger/hand injuries, deep cuts, metal splinters	Participants	All instructors are trained in safety procedures for the activity. Participants will be briefed not to touch the zip wire and to hold only the ropes attached to their harnesses. Wire is inspected quarterly by qualified and competent in-house staff in addition to annual inspection by an external body.	2	2	4		Foxlease Park Senior Staff Instructor	2	2	4
Zip Wire	Collision with zip wire participants	Major injury, broken bones, and muscular injuries	Everybody	Helmets are to be worn at all times by all participants and instructors in the activity area. Clearly defined waiting area as briefed by the instructor. All onlookers and instructors are to stay clear of the underside of the zip wire, especially when sending or receiving a participant.	4	2	8	Instructors trained and assessed in operating procedures for the activity, including a conscious check defined in the Safe Operating Procedures.	Instructor	4	1	4

Activity	Hazard	Description of potential accident/injury/loss	Who is affected	Precautions/controls already in place	Risk S	Risk L	Risk F	Further control measures applied	Action by	Net S	Net L	Net F
Zip Wire	Collision with zip wire belay rope.	Face injuries, potential entrapment of limbs or head/neck in the rope. Rope burn to hands	Everybody	A clearly defined safe area is to be defined at the beginning of the session, and participants and spectators are to be in these areas while the zip wire is in use—the instructor is to stand to the side of the zip wire when the participant drops the rope.	4	2	8		Instructor	4	2	8
Crates	Crates falling down and hitting those on the ground.	Minor injury from impact of falling objects	All users	Instructors are to ensure that towers are built with the short axis of the crate facing teams. Therefore, the crates will fall away from the belay team. Those not directly taking part in the activity are to be given clear instructions on where to wait, e.g., sitting on the bench.	3	3	9	Everyone in the compound will be wearing a helmet	Instructor	2	3	6
Tree Climb	Getting body / clothing caught in tree limbs or holds etc.	Minor injuries	Participants	Instructor to keep a close eye on participants while lowering to minimise the distance, once caught, allow the participant to untangle themselves.	4	2	8	Anything that can be removed or placed differently to minimise getting caught, like shortening a tree limb or adjusting the placement of a hold to be done so.	Foxlease Park Senior Staff Instructor	4	1	4
Climbing / Abseil	Tampering with the climbing/abseil setup	Potential for ropes to be unclipped, fall from height, broken bones, and death	Participants	Instructors are to check anchors at the top of the climb whilst setting up the activity, and check the setup in between sessions and before the start of every session.	5	1	5		Instructor	5	1	5