


Traditional Slab

Concrete Paver

RECOMMENDED USE

- Pedestrian
- Pathway
- Pool Coping
- Patio

COLOUR RANGE *Made to order



Charcoal



Beach Sand



Sahara



*Red



*Claret Blend



*Bronze Blend



*Buff



*Biscuit



*Natural

DETAILS

The traditional paver sports a classic look, along with the strength of concrete, can transform any area you need paved into a timeless masterpiece.

The production is state-of-the-art. Start with perfectly uniform size, designed for easy installation. A handyman's dream. Slip resistant. Maintenance-free. An anti-salt additive prevents unsightly stains from efflorescence. Built to last and take years of punishment and cost-effective.



www.playfordpavers.com.au



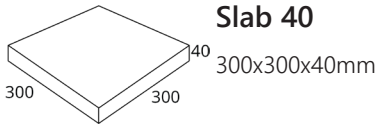
Playford Pavers



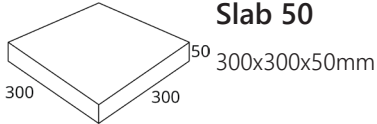
Traditional Slab

Concrete Paver

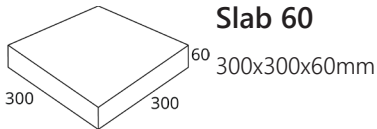
SIZES



Slab 40
300x300x40mm



Slab 50
300x300x50mm



Slab 60
300x300x60mm

DETAILS

Finishes	Units per m ²	m ² per pallet	Unit Weight	No per pallet
Traditional Honed Weathered	10.98	17.40	7.9 kg	192
Traditional Honed Weathered	10.98	17.40	8.6 kg	192
Traditional Honed Weathered	10.98	13.11	12 kg	144



Concrete Pavers - Stone Pavers - Pool Coping - Besser Blocks
Landscaping Products - Concrete Sleepers - And More