



Stone Max

Retaining Wall

PERFECTLY SUITED FOR:

- Walls above 600mm
- Structural
- Terracing

COLOUR RANGE



Charcoal



Beach Sand



Sahara

DETAILS

Stone Max goes together easily. But it then stays together permanently. Remaining beautiful and retaining beautifully. A sophisticated finishing statement to your landscape in choice of colours that will complement any style. For maximum effect with minimum effort, the best choice is stone max.



Sawn/Honed



www.playfordpavers.com.au



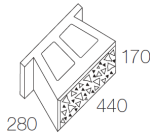
Playford Pavers



Stone Max

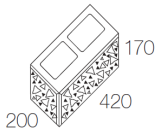
Retaining Wall

SIZES



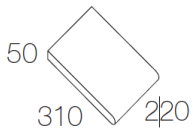
Stone Max

220x110x40mm



Corner Block

220x110x50mm



Bullnose Cap

220x110x50mm

DETAILS

Finishes

Split Face

Honed/Sawn

Units per m²

13.19

Units/lineal m

2.3

Weight per unit

27

No per pallet

48

22

60

4.5

7

240



Concrete Pavers - Stone Pavers - Pool Coping - Besser Blocks
Landscaping Products - Concrete Sleepers - And More