



MITCHPINE

DOMELOC BOLLARDS

FINISHED JOB



BEACH WALKWAY

Mount Maunganui

- H4 Domeloc Bollards 1.2m with 20mm hole for wire rope
- H4 Rougher Head Jetty Decking 4m, 140x45mm
- H4 SG8 Joists 5.4m, 250x75mm
- H4 SG8 Edging 5.4m, 250x50mm
- H4 SG8 Bearers 4m, 200x75mm
- H5 SED Poles 3.6m, 225-250mm

**SUPPLYING
QUALITY WOOD
SINCE 1975**

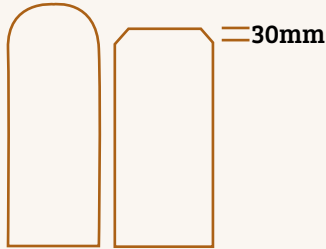
931 State Highway One, Levin P: +64 6 368 5252
E: sales@mitchpine.co.nz W: mitchpine.co.nz

 mitchpine.co.nz  mitchpine-products-limited


**TOUCH BASE
FOR YOUR NEXT
PROJECT**

BOLLARDS

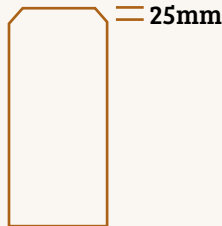
Customs designs and drilled holes available on request



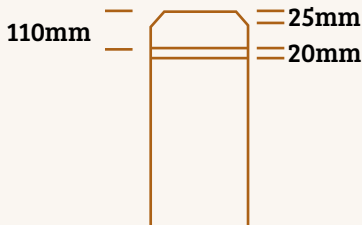
ROUND BOLLARDS DOMED OR CHAMFERED					
HEIGHT (m)	0.9	1.2	1.5	1.8	2.4
150 diameter	✓	✓	✓	✓	✓
175 diameter	✓	✓	✓	✓	✓
200 diameter	✓	✓	✓	✓	✓



ROUND GROOVED BOLLARDS 1 OR 2 GROOVES					
HEIGHT (m)	0.9	1.2	1.5	1.8	2.4
150 diameter	✓	✓	✓	✓	✓
175 diameter	✓	✓	✓	✓	✓
200 diameter	✓	✓	✓	✓	✓



SQUARE SAWN BOLLARDS WITH CHAMFERED TOP					
HEIGHT (m)	0.9	1.2	1.5	1.8	2.4
125x125	✓	✓	✓	✓	✓
150x150	✓	✓	✓	✓	✓
200x200	✓	✓	✓	✓	✓
300x300	✓	✓	✓	✓	✓



SQUARE SAWN BOLLARDS WITH CHAMFERED TOP 1 GROOVE					
HEIGHT (m)	0.9	1.2	1.5	1.8	2.4
125x125	✓	✓	✓	✓	✓
150x150	✓	✓	✓	✓	✓
200x200	✓	✓	✓	✓	✓
300x300	✓	✓	✓	✓	✓