

# DURITE®



@DuriteLimited



# 2024

[durite.co.uk](http://durite.co.uk)

- CCTV KITS & VEHICLE SAFETY
- EQUIPMENT & ACCESSORIES
- LIGHTING
- RELAYS & FLASHER UNITS
- SWITCHES & INDICATORS
- REPLACEMENT COMPONENTS
- CABLE & WIRING
- BATTERY MAINTENANCE
- POWER INVERTERS
- WORKSHOP & TEST EQUIPMENT

## THE TRUSTED QUALITY BRAND FOR PROFESSIONALS



# LEADERS IN VEHICLE SAFETY & AUTO ELECTRICAL PARTS

QUALITY ASSURED

Durite is the UK's leading brand in Vehicle Safety, Lighting, and auto electrical parts, servicing the UK Transport industry, end-user fleets & manufacturers.

For over 85 years, Durite has built an impeccable reputation supplying high quality parts to the commercial vehicle market.

From our All-in-One FORS and DVS Compliant Kits to the 1000s of reliable core components that keep your vehicles going, we will always have the perfect solution for you, your fleet and your business.

Durite are a FORS Associate and members of SMMT, RHA, Logistics UK, Cold Chain Federation, CEA and AVI with ISO9001:2015 certification.

## "THE TRUSTED QUALITY BRAND FOR PROFESSIONALS"




LOGISTICS UK




### THE DURITE QUALITY

From our accreditations to our team members who sample and check our products, you can rely on Durite's quality assurance which is central to our reputation.



### CUSTOMER SERVICE

We pride ourselves on outstanding customer service at every contact level with Durite. Our team embodies a wealth of experience and in-depth knowledge. Contact us [info@durite.co.uk](mailto:info@durite.co.uk).



### OUR OPERATIONS

Product availability and reliability of delivery are vital to our customers. That's why we offer next day delivery as standard. Order what you want, when you want on [www.durite.co.uk](http://www.durite.co.uk).



WE'RE ON SOCIAL MEDIA FOLLOW US @DURITELIMITED

### DURITE IS A SAFE FLEET BRAND

Safe Fleet, the global leader in fleet safety, provides smart solutions to vehicle manufacturers and operators of fleets of every type: Public Service Vehicles, Emergency services, Truck & Trailer, Construction, Agriculture, Waste & Recycling.

Being part of the Safe Fleet family gives Durite access to strong research & development capability; allowing us to innovate and expand our safety range.

SAFE FLEET

Driving Safety Forward™

# CONTENTS



## CCTV KITS & VEHICLE SAFETY .....p7

Compliance - DVS & FORS | AI Technology | DVR Kits | Durite Live | Integrated DVR Kits | CCTV Monitoring Kits | Telematics | Blind Spot Systems | Back Up Alarms | Buzzers | Mirrors | DVRs | Cameras | Monitors | Accessories



## LIGHTING .....p53

Warning Lights | Light Bars | Beacons | Work Lamps | Interior/Exterior Lights | Labcraft Interior Lamps | Rear Combination Lights | Single Function Vehicle Lights | Marker Lamps | Number Plate Lamps | Headlamps | Reflectors | Bulbs



## SWITCHES & INDICATORS .....p121

Ignition Switches | Battery Isolators | Dashboard Switches | Rotary Switches | Push Button Switches | Push/Pull Switches | Door & Foot Switches | Push Button Controls



## CABLE & WIRING ACCESSORIES .....p143

Cable | Connectors | Terminals | Multiple Connectors | Terminal Boxes | Tubing & Sleeving | Fixings & Accessories | Power Transfer | Fuses | Circuit Breakers | Fuse Holders & Boxes | Wiring Assortment Boxes



## POWER CONVERSION .....p213

Modified Wave Inverters | Sine Wave Inverters | Voltage Converters



## EQUIPMENT & ACCESSORIES .....p225

Split Charging | Power Plugs & Sockets | Trailer Plugs | Gauges | Retractable Cables | Wiper Equipment | Horns | Fans | Speakers | Aerials | Oil & Fuel Pumps



## RELAYS & FLASHER UNITS .....p257

Programmable Timer Relays | Make & Break Relays | Change-Over Relays | Aftermarket Range of Relays | Flasher Units | Sockets | Relay Boxes



## REPLACEMENT COMPONENTS .....p271

Solenoids



## BATTERY CHARGERS & MAINTENANCE .....p273

Booster Packs | Battery Chargers | Battery Testers | Battery Hydrometers | Battery Maintenance Equipment



## WORKSHOP TOOLS & TEST EQUIPMENT .....p283

Inspection Lamps | Wiring Tools | Test Equipment | Soldering | Workshop Power

## FEATURED PRODUCTS

### COMPLIANT VEHICLE SAFETY KITS



2 year warranty



Installation services available

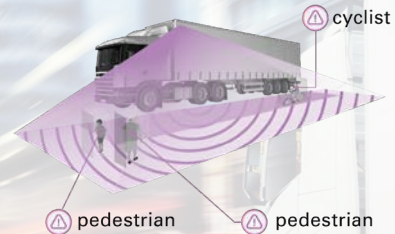


Best-in-class quality kits



See pages 8 & 9 for more information.

### NEW AI TECHNOLOGY



Actively alerts drivers reducing the risk of collisions with vulnerable road users (VRU).

- ✓ VRU detection technology
- ✓ Safer driving habits
- ✓ Advanced Driver Assistance Systems (ADAS)

The latest smart AI technology, now available to suit your needs; BSIS, MOIS, Reversing cameras, Dash cameras & 360° camera systems.

See pages 10-14 for more information.



### A COMPREHENSIVE RANGE OF QUALITY DVR KITS

See pages 18-21 for more information.

Comply, Record, Live Stream or all 3.

- ✓ Hard drive or SD card DVRs
- ✓ Up to 8 camera inputs
- ✓ 960H, 720p HD & 1080p FHD options



### NEW 2K QUAD FHD BODY WORN CAMERA

See page 17 for more information.

Irrefutable evidence that can be relied upon captured with stunning clarity.

- ✓ Advanced recording features to suit your needs; secret mode, pre-record, delay record and loop recording



### NEW 56,000MAH BOOSTER PACK

See page 275 for more information.



56,000mAh, 207.2Wh Li-Po battery capacity



2,000A peak current



Smart jump leads



3W LED work light/SOS light



29V/2A super fast charge




**"START VEHICLES UP TO 18 LITRES"**

## FEATURED PRODUCTS

### NEW WORKSHOP TOOL CHEST


- ✓ 400pcs roller tool chest cabinet
- ✓ 7 slide out drawers




Tray 1




Tray 2



Tray 3



Tray 4



Tray 5



Tray 6



See page 288 for more information.

### NEW FLEXIBLE CABLE

#### NEW IMPROVED DESIGN

We took your feedback on board, Durite Twin Core Cable, Multi-core Cable & Heavy-Duty Cable now has an **increased flexibility & is easier to strip.**

Easily identify the new range, with an 'F' in the part no.



See pages 148–153 for more information.



### EXTENSIVE RANGE OF LED LIGHTING PRODUCTS

- ✓ Waterproof
- ✓ Reversing & forklift options
- ✓ Single bolt or magnetic base
- ✓ With or without DT connector
- ✓ R10, R65, R23, R112 or ADR approved



Stop/  
Tail/D.I/  
Reverse



Red  
Position  
Light



Aux  
Warning



Dual  
Mount

UP TO 27,000LM

See Lighting for more information.



Innovative vehicle interior lamps added to the Durite range.  
See pages 92–94 for more information.



# LATEST ADDITIONS

## CCTV KITS & VEHICLE SAFETY



**DVS Progressive Safe System (PSS)**  
page 8 ▶



**MOIS - Moving Off Information System**  
0-870-47 | page 10 ▶



**BSIS - Blind Spot Information System**  
0-870-55 | page 11 ▶



**1080p ADAS 360° Camera System**  
0-870-28 | page 12 ▶



**2D/3D HD 360° Camera Systems**  
0-870-26/75 | page 13 ▶



**VRU AI ADAS Camera**  
0-870-13 | page 13 & 38 ▶



**1080p 4G Dash Camera with ADAS**  
0-870-21 | page 14 ▶



**DMS - Driver Monitoring System**  
0-870-22 | page 14 ▶



**R-Watch**  
0-870-23 | page 14 ▶



**1080p 4G Dash Camera**  
4-876-08 | page 15 ▶



**2K Quad HD Body Worn Camera**  
0-878-10 | page 17 ▶



**Number Plate Camera with Mirror Monitor**  
0-774-93 | page 25 ▶



**7" Quad CCTV Kit & 4 Cameras**  
0-774-96 | page 24 ▶



**Range of AHD Brake Light Cameras**  
Page 40 ▶



**12.3" 2-Channel Pillar Monitor**  
0-870-56 | page 43 ▶



**Wireless AHD Camera with Phone App**  
4-776-04 | page 47 ▶

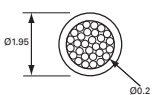


**Swivel Bracket with M6 Mount**  
4-774-99 | page 47 ▶

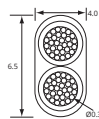


**LED Blind Spot Cycle Warning Sign**  
0-870-61 | page 51 ▶

## CABLE & WIRING




**500M Single Core Thin Wall Cable**  
page 144 ▶



**500M Flat Twin Core Cable**  
4-952-51F | page 148 ▶



**500M Multi-core 5 Core Cable**  
4-995-10F | page 150 ▶



**500M Multi-core 7 Core Cable**  
4-997-00F | page 151 ▶

















**Mega & Midi Type Fuse Box**  
0-234-80 | page 206 ▶



**10-Way Blade Fuse Box**  
0-234-20 | page 207 ▶


**NEW**

## LIGHTING







 <p><b>R65 Class 2 LED Warning Lights</b> 0-442-56/57/58 page 57 ▶</p>	 <p><b>R65 Class 2 LED Warning Lamp</b> 0-441-59   page 58 ▶</p>	 <p><b>LED Light Bar with Stop/Tail/DI/Reverse</b> 0-443-28   page 63 ▶</p>
 <p><b>120mm Adjustable Light Bar Riser Kit</b> 0-443-89   page 63 ▶</p>	 <p><b>Low Profile Beacons Replacement Lens</b> 0-445-84   page 67 ▶</p>	 <p><b>3.63" Square LED Work Lamp</b> 0-421-06   page 74 ▶</p>
 <p><b>Reversing Lamp with Red Position Light</b> 0-421-60/61   page 75 ▶</p>	 <p><b>R65 4" Square LED Reversing Lamp</b> 0-421-02   page 76 ▶</p>	 <p><b>Driving Lamp Bars with Position Light</b> 0-421-45/46   page 81 ▶</p>
 <p><b>9" High Beam Position Warning Lamp</b> 0-421-29   page 82 ▶</p>	 <p><b>7" Driving and Position Lamp</b> 0-537-52   page 82 ▶</p>	 <p><b>6.5" Driving Lamp with Universal Fit</b> 0-422-60   page 83 ▶</p>
 <p><b>Universal Work Lamp Brackets</b> 4-420-99   page 83 ▶</p>	 <p><b>40W LED Projector Work Lamps</b> 0-421-03/04   page 85 ▶</p>	 <p><b>24V Wireless Trailer Lamps</b> 0-300-45   page 99 ▶</p>

## BATTERY CHARGERS & MAINTENANCE

**NEW**

 <p><b>56,000mAh Li-Po Booster Pack</b> 0-649-50   page 275 ▶</p>
--

## WORKSHOP TOOLS & EQUIPMENT

 <p><b>1200Lm Under Bonnet Lamp</b> 0-542-02   page 284 ▶</p>	 <p><b>Hand Lamp with Aux Tyre Pressure Gauge</b> 0-699-90   page 284 ▶</p>	 <p><b>400pcs Durite Red Tool Cabinet</b> TOOLBOX1   page 288 ▶</p>
 <p><b>9" Plus Quick Change Ratchet Crimper Kits</b> 0-703-30/40   page 290 ▶</p>	 <p><b>8" Multi-Function Cutter</b> 0-704-25   page 291 ▶</p>	 <p><b>Multi-Function Socket Tester &amp; Adaptor</b> 0-534-90/91   page 294 ▶</p>


# DURITE WEBSITE

Find the perfect camera safety solution for your fleet with our easy-to-use kit selector.

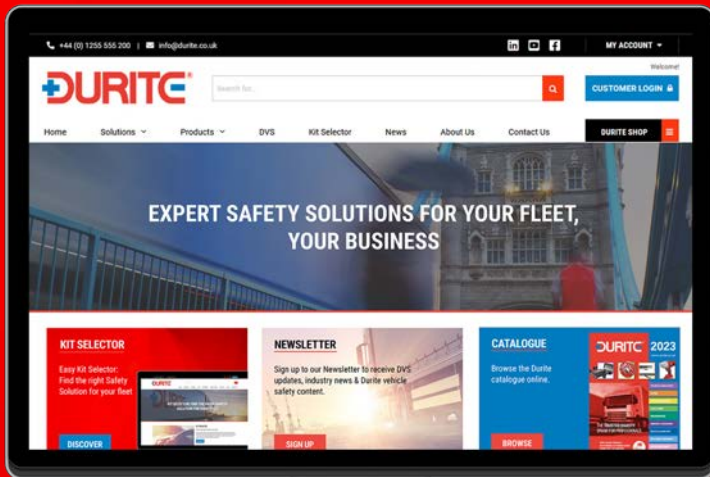
Keep up to date with the latest industry & regulatory news.



SCAN ME TO VISIT  
DURITE.CO.UK



**"ORDER WHAT YOU WANT, WHEN YOU WANT  
WITH OUR MOBILE FRIENDLY WEBSITE"**



## Benefit from...



- ✓ Easy ordering
- ✓ Online invoices & Order tracking
- ✓ View new products & latest promotions
- ✓ Technical data & leaflets
- ✓ Blogs; expert advice & industry updates

[www.durite.co.uk](http://www.durite.co.uk)

Follow us & sign up for our E-News to receive expert advice on products, regulations, industry trends & the latest video content showcasing Durite products.

**FOLLOW US @DURITELIMITED  
& SIGN UP TO OUR E-NEWS**





# 01

## CCTV KITS & VEHICLE SAFETY



<b>COMPLIANCE - DVS &amp; FORS .....</b>	<b>8</b>
<b>AI TECHNOLOGY - 360° &amp; DASH CAMS .....</b>	<b>10</b>
<b>DVR KITS .....</b>	<b>18</b>
<b>DURITE LIVE &amp; INTEGRATED DVRS .....</b>	<b>20</b>
<b>CCTV MONITORING KITS .....</b>	<b>22</b>
<b>TELEMATICS .....</b>	<b>29</b>
<b>BLIND SPOT SYSTEMS .....</b>	<b>30</b>
<b>BACK UP ALARMS .....</b>	<b>32</b>
<b>BUZZERS .....</b>	<b>34</b>
<b>MIRRORS .....</b>	<b>35</b>
<b>DVRS .....</b>	<b>36</b>
<b>CAMERAS .....</b>	<b>37</b>
<b>MONITORS .....</b>	<b>41</b>
<b>ACCESSORIES .....</b>	<b>47</b>

**THE HIGHEST QUALITY PRODUCTS & LATEST TECHNOLOGY TO FIT YOUR FLEET, YOUR BUSINESS.**

# COMPLIANCE

## DIRECT VISION STANDARD (DVS)



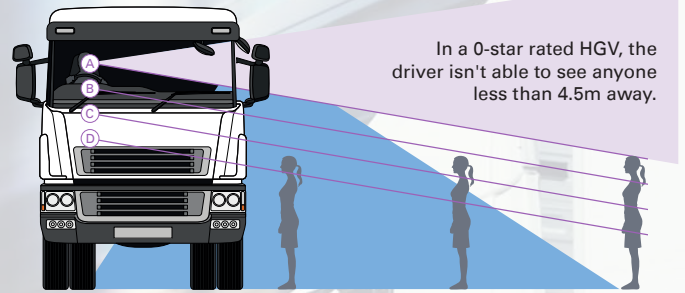
Information correct at the time of printing.

### WHAT IS DIRECT VISION STANDARD (DVS)?

The Direct Vision Standard (DVS) is a **Safety Legislation** from Transport for London. Its aim is to reduce the **fatality and accident rates** for pedestrians & cyclists caused by HGVs. It is an integral part of the Mayor's wider pledge "Vision Zero by 2040".

### HOW DOES DVS WORK?

DVS measures a driver's direct vision through the windows of an HGV Cab. A star rating system from 0\* (limited vision) to 5\* (increased vision) is used to indicate the level of risk to people walking and cycling near the vehicle.




In a 0-star rated HGV, the driver isn't able to see anyone less than 4.5m away.

A - Zero Star | B - One Star | C - Three Stars | D - Five Stars

The star rating is based on the driver's direct vision

**DVS Phase 2**  
Enforcement starts 28th October 2024

## ENJOY A SMOOTH TRANSITION TO DVS PHASE 2 WITH DURITE



N.B image shows kit 4-774-50

### ACTIVELY ALERTS DRIVERS TO THE PRESENCE OF VULNERABLE ROAD USERS (VRU)

Durite offers an "All-in-one" DVS Progressive Safe System

- Comes with 2-year warranty
- Installation services are also available
- E-Marked, meets ECE-R159 & ECE-R151 requirement

PART NO.	DESCRIPTION	QTY
4-774-50	All-in-one PSS	1
4-774-51	PSS for vehicles already fitted with a DVS safe system	1

All-in-one PSS kit comes with 7" AHD monitor, BSIS & MOIS camera system, left turn speaker, warning sticker, low speed trigger & cables.

### WHAT IS DVS PHASE 2?

DVS Phase 2 requires HGVs over 12T between 0-2 stars to have a Progressive Safe System (PSS) fitted to get their Safety Permit to enter Greater London.

### WHAT DO I NEED TO GET MY PERMIT?

Progressive Safe System for 0-2 star HGVs\*

- 1 CMS to completely eliminate nearside blind spot **NEW**
- 2 Blind Spot Information System (BSIS) **NEW**
- 3 Moving Off Information System (MOIS) **NEW**
- 4 Left turn speaker
- 5 Warning sticker
- 6 Sideguards

### WHEN ARE THE DVS PHASE 2 KEY DATES?

- 24th June 2024** - DVS Phase 2 Safety Permit applications open.
- 27th October 2024** - 0-2 star HGVs Safety Permits expire.
- 28th October 2024** - PSS required for 0-2 star HGVs.
- 28th January 2025** - 3-month grace period ends.

\* Class V & VI mirrors or camera monitoring system (CMS) (R46 approved), & side under-run protection also required to ensure full compliance with the DVS requirements. See page 35 for mirrors.

**OVER 211,000**

vehicles between 0- and 2-star could be affected by DVS Phase 2.

**3- TO 5-STAR**

vehicles already have a Safety Permit that is valid until 2030.

## FORS & CLOCS

Durite are a FORS Associate Supplier, bringing you the latest technology and highest quality components in vehicle safety.

### FORS VEHICLE SAFETY KITS

All FORS Vehicle Safety Kits come with;

- 2-year warranty as standard
- High definition quality for both day & night vision
- Installation services available

#### FORS COMPLIANT KIT

Minimum requirement to comply with FORS

- 1 In-cab display screen
- 2 Side/Rear camera (rear for Rigid >7.5T)
- 3 Close proximity sensors & driver audible alert
- 4 Warning sign
- 5 Reversing & Left-turn alarms



#### VEHICLE SAFETY KITS TO COMPLY

##### FORS BRONZE



Vehicles under 12T only need Class V & VI mirrors, warning sign and sideguards.

\* Includes rear camera

##### FORS SILVER



VEHICLE TYPE	PART NO.
HGVs 3.5T to 7.5T	4-776-55
Rigids over 7.5T*	4-776-56
Artics & Tractor units	4-776-55

##### FORS GOLD



VEHICLE TYPE	PART NO.
HGVs 3.5T to 7.5T	4-776-55
Rigids over 7.5T*	4-776-56
Artics & Tractor units	4-776-55

Information correct at the time of printing.

### FORS, CLOCS COMPLIANT KITS WITH DIGITAL VIDEO RECORDER

Help your drivers manoeuvre more safely, protect your assets and capture crystal clear evidence.

- 2-year warranty as standard
- High definition quality for both day & night vision
- Installation services available

#### DVR KIT

Also includes;

- 6 Forward & Offside cameras
- 7 DVR



Top picks for EVs



	RIGIDS	ARTICULATED VEHICLES	QTY
SD Card DVR Kits (32GB)	4-776-51	4-776-53	1
Hard Drive DVR Kits (1TB)	4-776-52	4-776-54	1
4G Live Streaming Hard Drive DVR Kit (1TB)*	0-774-26	0-774-27	1

\*12-month subscription required to access the Durite Live portal (0-876-99).

**Still unsure?**  
Contact us for more information.

## AI TECHNOLOGY

# MOIS

## MOVING OFF INFORMATION SYSTEM



### MOVING OFF INFORMATION SYSTEM (MOIS)

Crystal Clear Vision  
AHD 1080p

## ADVANCED AI TECHNOLOGY ACTIVELY ALERTS DRIVER'S REDUCING THE RISK OF COLLISIONS WHEN THE VEHICLE STARTS MOVING FROM REST.

Active Warning Moving Off Information System is fitted to the front of your vehicle to help reduce the risk of collisions when the vehicle starts moving from rest.

- Advanced AI technology effectively detects cyclists and pedestrians in the immediate front blind spot of the vehicle and actively alerts the driver of the presence of VRUs when the vehicle starts moving.
- Receive both audible and visual warnings of potential hazards to reduce the risk of collisions.
- AI technology dramatically reduces false warnings.
- Full AHD 1080p high-precision identification of pedestrians and cyclists, even at night and in dark environments.
- Automatic failure detection and warning.

#### KEY FEATURES

- 1080p 1/2.8" CMOS image sensor camera
- Wide vertical FOV 80° and horizontal FOV 145°
- Protected to IP69K
- Kit includes an AI camera, LED warning light, buzzer and GPS module
- 4-PIN AV output to connect to MDVR
- Meets ECE R159 MOIS requirement
- ECE R10 approved

PART NO.	DESCRIPTION	QTY
0-870-47	Moving Off Information System (MOIS)	1
0-870-48	Calibration Kit	1

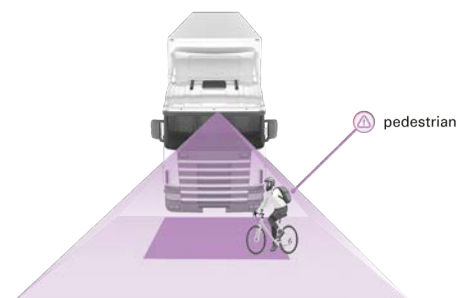


Meets ECE-R159 Requirement

### WHAT ARE THE R159 REGULATION & MOIS?

R159 is part of the wider European General Safety Regulation (GSR). MOIS is an innovative system designed to effectively detect and alert drivers of the presence of pedestrians and cyclists in the immediate front blind-spot of the vehicle. The R159 regulation requires moving off information systems to be introduced on all new vehicles in categories M2, M3, N2 and N3.

Critical Area MOIS Detection area



**MOIS USED WITH DVS PHASE 2. SEE PAGE 8 FOR MORE INFORMATION.**



**NEW**

# AI BSIS

## WITH VULNERABLE ROAD USER ACTIVE WARNING

### BLIND SPOT INFORMATION SYSTEM (BSIS)

**ADVANCED AI TECHNOLOGY ACTIVELY ALERTS DRIVER'S REDUCING THE RISK OF ACCIDENTS BETWEEN MANOEUVRING TRUCKS AND CYCLISTS.**



**Crystal Clear Vision**  
AHD 1080p



**Detection**  
up to 55m

AI Vulnerable Road User (VRU) Active Warning Blind Spot Information System (BSIS) completely eliminates the nearside blind spot helping to reduce the risk of accidents between turning trucks and cyclists.

- Advanced AI technology promptly alerts drivers of potential collisions with bicycles, distinguishing between stationary and moving objects
- To prevent sensory overload and optimise functionality, our AI system intelligently only beeps if a VRU is present and a collision is imminent
- Automatic failure detection and warning
- Full AHD 1080p resolution for crystal clear vision

#### KEY FEATURES

- Dual 1080p 1/3" CMOS image sensor camera
- Extensive detection range of over 55 meters
- Protected to IP69K
- Kit includes an AI camera, radar, control box, LED warning light, and buzzer
- Meets ECE R151 BSIS requirement
- ECE R10 approved

PART NO.	DESCRIPTION	QTY
0-870-55	Blind Spot Information System (BSIS)	1
0-870-57	Calibration mats	1
0-870-56	12" Pillar monitor	1



**12.3" Pillar monitor.**



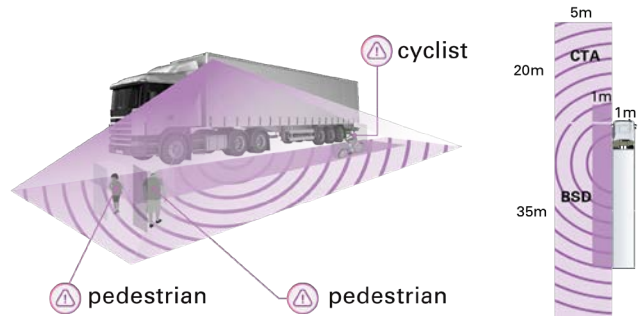
**Meets ECE-R151 Requirement**

### WHAT ARE THE R151 REGULATION & BSIS?

R151 is part of the wider European General Safety Regulation (GSR). The BSIS system is designed to be installed on the nearside of a vehicle to promptly notify drivers of potential collisions with bicycles. Its primary objective is to prevent accidents between manoeuvring trucks and cyclists.

Critical Area

BSIS Detection area



**BSIS USED WITH DVS PHASE 2. SEE PAGE 8 FOR MORE INFORMATION.**

# AI CAMERA SYSTEMS

## 360° ADAS CAMERA SYSTEM

**NEW**



**360° bird's-eye view**  
4 ultra-wide camera angles knit together to create a virtual 360° bird's-eye view of your vehicle.



**Crystal Clear Vision**  
AHD 1080p



**Supports**  
4 VRU detection cameras



**Make manoeuvres**  
safer & easier

### ELIMINATE BLIND SPOTS & MANOEUVRE SAFELY WITH 360° SEAMLESS VIEW OF YOUR SURROUNDINGS AND VULNERABLE ROAD USER DETECTION (VRU).

**1080p Full HD ADAS 360° bird's-eye view camera system - 12/24V.**

- Blind spots eliminated - 360° all round view
- 2D or 3D seamless stitching of surrounding
- Forward collision warning & pedestrian detection
- Quick and easy single step automatic calibration

**KEY FEATURES**

- Left, right, reverse & speed signal trigger
- Seamless image stitching of four cameras
- Waterproof protected to IP69K
- 4 x VRU detection cameras with ultra-wide viewing angle
- 190° viewing angle with 1.45mm camera lens
- E-Marked R10, CE & UKCA approved

**🔗 Connects with any Durite AHD monitors.**



Active system uses AI & Intelligent Deep Learning to detect & warn of the presence of VRUs only. When VRUs are detected, it visually and audibly alerts the driver.



No alert for static furniture or vehicles, only alerts when detecting VRUs.

PART NO.	DESCRIPTION	QTY
0-870-28	360° camera system	1
4-774-24	360° camera system with monitor	1
0-870-29	360° spare camera	1

“ Intelligent Deep Learning to detect & warn of the presence of Vulnerable Road Users only. ”

CCTV KITS & VEHICLE SAFETY AI TECHNOLOGY 360° CAMERA SYSTEMS

AI CAMERA

VRU AI ADAS CAMERA

IP69K

1080p Full HD ADAS Camera with 170° fish eye lens and Vulnerable Road User Detection - 10-30VDC.

- VRU detection & deep learning AI
- 170° wide angled fish eye with 1.99mm lens
- Resists pressure wash - IP69K
- Acoustical warning signal when connected to monitor
- Supports Wi-Fi when synced to dongle
- E-Marked R10 EMC, CE & UKCA approved

✂ Connects with any Durite AHD monitors.

PART NO.	DESCRIPTION	QTY
0-870-13	ADAS camera	1
0-870-14	Wi-Fi dongle with USB converter cable	1

NEW

“ Detects Pedestrians & Cyclists. ”



Deep Learning AI

360° 3D CAMERA SYSTEM

2D & 3D 360° BIRD'S-EYE VIEW CAMERA SYSTEM - 12/24V

Crystal Clear Vision



Display obstacles from all directions in real-time, eliminating all blind spots, supporting safe driving.

- Automatic camera switch when reversing or indicating
- 4-Channel Full HD
- Quick and easy single step calibration
- Blind spot eliminated with 170° viewing angle
- Switchable seamless 2D/3D image view

KEY FEATURES

- Waterproof to IP69K
- Rapid, accurate real-time 360° view
- 4 x HD cameras with 190° ultra wide angle view

PART NO.	DESCRIPTION	QTY
0-870-70	360° camera system	1
0-870-26	360° camera system with monitor	1
0-870-75	360° camera system with integral SSD DVR monitor	1
0-870-71	360° spare camera	1
0-870-73	Calibration mats	4

✂ This kit does not use AI.



NEW  
NEW

## AI DASH CAM

### 4G DASH CAMERA WITH ADAS

**ADVANCED DRIVER ASSISTANCE SYSTEM (ADAS) DESIGNED TO REDUCE ACCIDENT RISK BY ALERTING THE DRIVER EARLY, GIVING THEM MORE TIME TO REACT.**

- Built-in ADAS supports lane departure warning (LDW), forward collision warning (FCW), headway monitoring warning (HMW), pedestrian collision warning (PCW) & driver behaviour monitoring
- View footage & provide evidence in case of an incident
- Enhance driver behaviour monitoring, detect harsh acceleration, deceleration, cornering and incidents
- Downloadable footage for quick claim settlement
- Automatically locks recording
- Instant & scheduled alerts and reports
- Integrates with Durite Telematics & Durite Live

#### KEY FEATURES

- 720p or 1080p Full HD picture and video quality
- ADAS support (LDW, FCW, HMW, PCW)
- 4G, GPS, WiFi & G-force sensor & 2-way intercom system
- 140° ultra-wide angle road coverage
- Tamper-proof data; Records onto 2 x 256GB SD card
- 2-channel output 1 x IPC and 1 x AHD (extension cable required 0-870-18)

PART NO.	DESCRIPTION	QTY
0-870-21	4G Full HD camera with ADAS	1
0-870-18	Extension cable for 0-870-21	1



Lane departure warning



Forward collision warning



4G Connectivity to access the Durite Live portal



**NEW**

- **Tamper proof locked SD card.**
- **Add a DSM for detection of unsafe driving behaviours, and driver fatigue.**
- **Add an R-watch for alarm reminders.**



**INTEGRATES WITH DURITE LIVE\***  
Remotely live stream, receive alerts and download incident footage from any device

\*12-month subscription required to access the Durite Live portal.

### R-WATCH



1.4" panel display R-watch. Displays alarm reminders and notifications to driver.

- 80dB built-in adjustable buzzer volume
- Reminders include LDW, FCW, HMW, PCW & driver behaviour warnings
- Resolution 128x128px
- 3 meter adaptor cable RS232 to RS485
- H 45 x W 16 x L 42mm
- E-Marked R10 approved

• **Compatible with Durite ADAS dash cam 0-870-21.**

PART NO.	DESCRIPTION	QTY
0-870-23	R-Watch	1

### DSM AI CAMERA



- Driver monitoring: phone call detection, seat belt detection, fatigue detection, smoking detection and distraction detection
- Audio and visual alerts and built-in audio input
- 6-PIN IPC, 1/4" 100Mp Global Shutter Sensor
- G-sensor
- E-Marked R10

• **Compatible with Durite ADAS dash cam 0-870-21.**

PART NO.	DESCRIPTION	QTY
0-870-22	IPC DSM camera	1



# DASH CAMERAS

## 4G FULL HD CAM WITH WI-FI, G-FORCE SENSOR & GPS



**4G Connectivity**  
to access the Durite  
Live portal



**Tamper-proof data**  
secured to the  
CLOUD



**HD resolution**  
Crystal clear  
evidence



**Live location**  
& GPS journey

### TRACK AND COMMUNICATE WITH YOUR FLEETS IN REAL-TIME.

#### BENEFITS

- View footage & provide evidence in case of an incident
- Enhance driver behaviour monitoring, detect harsh acceleration, deceleration, cornering and accidents
- Downloadable footage for quick claim settlement
- Automatically locks recording
- Instant & scheduled alerts and reports
- Integrates with Durite Telematics & Durite Live

#### KEY FEATURES

- 720p or 1080p Full HD picture and video quality
- 4G, GPS, WiFi & G-force sensor & 2-way intercom system
- 143° ultra-wide angle road coverage
- Tamper-proof data; Records onto 2 x 256GB SD card
- 2-channel output with an option to add a second AHD camera and monitor (extension cable required 4-876-09)

PART NO.	DESCRIPTION	QTY
4-876-08	4G dash camera	1
4-876-09	Extension cable for 4-876-08	1

 **Tamper proof locked SD card.**

#### INTEGRATES WITH DURITE LIVE\*

Remotely live stream, receive alerts and download incident footage from any device.



**HO Intercom** - stay in contact  
with your fleet drivers



**500GB+ storage**



**Connects to Durite Live**

“ Instantly upgrade  
to a compact fleet  
management  
solution with Durite  
Telematics. ”

\*12-month subscription required to access the Durite Live portal.



**SIGN UP TO DURITE'S E-NEWS FOR THE LATEST PRODUCT,  
INDUSTRY & REGULATORY NEWS. [WWW.DURITE.CO.UK](http://WWW.DURITE.CO.UK)**



### 1080P FULL HD DASH CAM WITH SAFE LOCK TO PROTECT SD CARD



**🔑 Tamper proof locked SD card.**

**🔑 7.5hrs recording time when camera is set to highest resolution.**

12/24V

**Rotatable dash camera with built-in GPS. Stores camera video onto 128GB micro SD card. (SD card not included).**

- 360° rotatable dash camera
- Wide 170° view angle
- Built-in G-force sensor, GPS & WiFi
- Parking monitor
- AV/HDMI out and hard wire cable
- E-Marked R10

PART NO.	DESCRIPTION	QTY
0-775-70	Safe lock dash camera	1



Rotation



Keep data secure with Safe Lock



Top pick for EVs

### 1080P FULL HD DASH CAMERA WITH GPS



**🔑 4hrs recording time when camera is set to highest resolution.**

12/24V

**Mobile Digital Video Recorder, 12/24V, stores camera video onto 32GB micro SD (not included).**

- Full HD real time recording
- Built-in G-force sensor and GPS
- Motion detection / theft prevention
- Speed monitoring
- Comes with USB cable, 12/24V cigarette cable/plug

PART NO.	DESCRIPTION	QTY
0-776-60	Full HD dash camera	1



Built-in GPS & G-sensor



1080p Full HD

**🔍 LOOKING FOR TAMPER SEALS? Order 0-776-63.**

### 1080P FULL HD 2.0" MINI DASH CAMERA



**🔑 7.5hrs recording time when camera is set to highest resolution.**

12/24V

**Mini dash camera with 2.0" screen. Stores camera video onto 64GB micro SD (not included).**

- 1080p Full HD real time recording
- Built-in G-force sensor
- Motion detection / theft prevention
- Large depth of field with 170° wide angle lens

PART NO.	DESCRIPTION	QTY
0-775-45	Full HD mini dash camera	1
4-775-94	Cigarette plug charger	1



1080p Full HD



Extra wide viewing angle



Small & compact



### LOOKING FOR AN SD CARD?

See page 49 for 32GB, 64GB and 128GB SD cards.



## 4K ULTRA HD DASH CAM WITH WI-FI FOR EASY DOWNLOAD

12/24V

**4K dash camera with 2.0" screen. Stores camera video onto 128GB micro SD card (not included).**

- 4K resolution real time recording
- Built-in G-force sensor and GPS
- Motion detection
- WiFi to stream files
- Large depth of field with 170° wide angle lens



**11hrs recording time at highest resolution.**



**4K ultra HD**



**Built-in G-sensor**



**Top pick for EVs**

	PART NO.	DESCRIPTION	QTY
	0-775-53	4K dash camera	1

## BODY WORN CAMERA

### 2K QUAD HD RECHARGEABLE BODY WORN CAMERA

12/24V

**IRREFUTABLE EVIDENCE THAT CAN BE RELIED UPON, CAPTURED WITH STUNNING CLARITY.**

- Accurately capture every moment in 2K with 140° wide angled lens
- Crystal clear face detection and up to 10m night vision for crystal clear footage even in low-light conditions
- Record footage continuously for up to 14 hours
- Secure security protocols prevent accidental deletion or tampering of footage to provide irrefutable evidence that can be relied upon
- Advanced recording features to suit your needs; secret mode, pre-record, delay record and loop recording

#### KEY FEATURES

- 2K Quad HD body worn camera
- 2" screen and 140° wide angled lens
- 128GB internal memory
- 3,500mAH Lithium battery
- Protected to IP66
- Built in GPS, motion sensor and G-force sensor
- Footage digitally watermarked with user ID, time & date
- Infra-red light, flash light and short burst image taking available
- Kit includes camera, charging dock, USB cable, charger, & rotatable clip



**2K Quad HD**



**Built-in GPS & G-sensor**

	PART NO.	DESCRIPTION	QTY
	0-878-10	Body worn camera kit	1

**Up to 10m night vision with clear face detection.**

# DVR KITS

**Durite DVR kits;**

- Encourage better driver behaviour
- Reduce risk of accidents and help lower insurance premiums
- Record high-quality videos and play back anytime

- GPS
- Password protected
- Hard Drive or SD Card DVRs
- 1080p or 720p resolution

# HD HARD DRIVE DVR KITS



- Vibration-resistant design
- Supports up to 5 cameras
- Comes with 3-yr warranty

- 720p**  
HD Resolution
- HDD**  
Hard Drive
- 4/5**  
4 or 5 cameras
- E-Marked**
- Top picks for EVs**

**DURITE BEST-IN-CLASS HIGH DEFINITION DVR KIT PROVIDES THE DRIVER WITH BETTER VISIBILITY ALL ROUND, AND CAPTURES CRYSTAL-CLEAR EVIDENCE.**

- Allows drivers to reverse and manoeuvre more safely
- Prevents accidents, personal injury and saves lives
- Prevents vehicle and property damage

Durite high definition DVR & CCTV kit includes a HD DVR with 1TB hard drive, 1 x 7" monitor, 1 x rear view 720p HD camera (x2 0-774-14 kit only), 1 x forward-facing 720p HD camera (1080p IP camera on 5 camera kits), 2 x side 720p HD cameras, 1 x 1080P dome camera (0-876-48 kit only), 1 x 20m and 3 or 4 x 5m leads.



Supplied with 1TB hard drive & alarm cable.

Recover footage directly from your HDD with our digital hard drive reader. **Part no. 0-876-33.**

“ Record crystal-clear video footage. ”

PART NO.	DESCRIPTION	QTY
0-775-87	720p HD 5-channel DVR & 4 cameras	1
0-876-48	HD 5-channel DVR & 5 cameras (extra dome camera)	1
0-774-14	HD 5-channel DVR & 5 cameras (extra rear camera)	1



**WE WILL COME TO YOU!  
INSTALLATION ANYWHERE IN THE UK.**



**CONTACT US TODAY**

Here at Durite, not only do we supply best-in-class Vehicle Safety Equipment with type approvals and extended warranty, we also work with **Approved Installers** nationwide to ensure the installation is carried out to the highest standard.

**HIGH DEFINITION HARD DRIVE DVR KITS**



**Spec Improvement**



**Full HD Resolution**



**Hard Drive**



**8 channels**

Durite high definition 8-channel DVR kit includes a DVR with 1TB hard drive, 1 x 7" monitor, 1 x forward-facing HD camera, 1 (or 2) x rear HD camera, 2 x side HD cameras, 1 (or 2) x 20m and 3 (or 4) x 5m leads.

- 8-channel DVR for up to 8 cameras
- G-force sensor & GPS
- Supplied with 1TB HDD

**Kit will accept 2 x 2TB hard drive max.**



PART NO.	DESCRIPTION	QTY
0-775-86	720p HD 8-ch DVR & 5 cameras	1
0-775-88	720p HD 8-ch DVR & 5 cameras - mirror image	1

PART NO.	DESCRIPTION	QTY
0-774-02	1080p Full HD 8-ch DVR & 4 cameras	1



**ADDITIONAL CAMERAS?**  
See pages 37-40.

**SD CARD DVR KITS**



**Top pick for EVs**



**Standard or HD Resolution**



**SD Card**



**4 cameras**

Durite DVR & CCTV Kit includes a 4-channel DVR, 1 x 7" monitor, 1 x rear view camera, 1 x forward-facing camera, 2 x side cameras, 1 x 20m and 4 x 5m leads and comes with 1 x 32GB SD card.

- Perfect for 12V & 24V applications
- Infrared cameras for day & night vision
- Records on up to 2 x 128GB SD cards (1 x 32GB included)



PART NO.	DESCRIPTION	QTY
0-775-76	960H SD DVR & CCTV reversing kit	1
0-775-77	960H SD DVR & CCTV reversing kit - mirror image	1
0-775-36	720p SD DVR & CCTV reversing kit	1



**Small side cam 960H kit; Mirror image - 0-775-78.**



**ADDITIONAL SD CARDS?**  
See page 49.

# DURITE LIVE DVR KITS

# 4G HD DVR KITS

WITH DURITE LIVE

“

Exceptional fleet management capabilities.

”



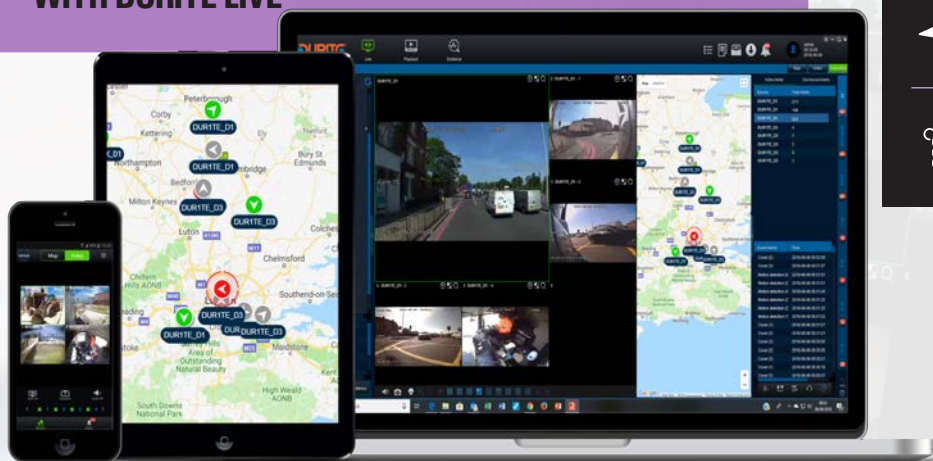
4G live stream multiple vehicles



Real-time GPS tracking. Follow your fleet on a map



Hosted on Durite secure cloud



**Crystal clear** footage with HD cameras



**Vibration-resistant** design for 360° installation anywhere



**Warranty** 3-year warranty



**E-Marked** Reliable, certified Durite products



**Top picks for EVs**

## 4G TECHNOLOGY ALLOWS YOU TO REMOTELY LIVE STREAM VIDEOS, ACCESS FLEET DATA & REPORTS FROM ANY DEVICE.

- Follow your fleet on a map
- Get real-time notifications in case of an incident
- Receive alerts if a camera is covered or down
- Record high definition footage
- Download & schedule reports

Durite high definition 4G DVR Kits with Durite Live include; 1 x 4G DVR with 1TB hard drive, 1 x 7" monitor, 1 x forward-facing HD camera, 1 x rear HD camera, 2 x side HD cameras, 1 x HD dome camera (0-876-43 only) 1 x 20m and 3 (or 4) x 5m leads.



**Touchscreen option available.**



PART NO.	DESCRIPTION	QTY
0-876-39	DL1 4G DVR kit + 4 cameras (all 720p HD)	1
0-876-41	DL1 4G DVR kit + 4 cameras (inc. 1080p Full HD forward-facing camera)	1
0-876-43	DL1 4G DVR kit + 5 cameras (inc. 1080p Full HD forward-facing camera & dome camera)	1

\*12-month subscription required to access the Durite Live portal (0-876-99).

# INTEGRATED CCTV & DVR KITS

**Durite integrated DVR CCTV kits are an all-in-one camera monitoring and recording solution. With no separate DVR box they are easy to install. Record straight onto the monitor, saving time and money.**

## 7" 4-CHANNEL 720P HD CCTV KIT WITH INTEGRATED SSD DVR

12/24V

- Records onto 480GB Solid State Drive
- Additional storage capacity 1 x SD card up to 256GB (Supplied with 1 x 32GB SD card)
- GPS & G-force sensor
- Waterproof camera (IP68) and monitor (IP65)
- 7" touchscreen monitor
- 6G anti-vibration protection
- Inputs for up to 4 cameras



Built-in DVR



Password protected & built-in lock



Top pick for EVs

PART NO.	DESCRIPTION	QTY
0-774-03	7" monitor with built-in DVR + 4 cameras	1
0-774-04	7" monitor with built-in DVR + 1 camera	1

## 9" 6-CHANNEL 720P HD CCTV KIT WITH INTEGRATED SSD DVR

12/24V

- Records onto 480GB Solid State Drive
- Additional storage capacity 2 x SD cards up to 256GB each (Supplied with 1 x 32GB SD card)
- GPS & G-force sensor
- Waterproof camera (IP68) and monitor (IP65)
- 9" touchscreen monitor
- 6G anti-vibration protection
- Inputs for up to 6 cameras



Built-in DVR



Password protected & built-in lock

PART NO.	DESCRIPTION	QTY
0-774-00	9" monitor with built-in DVR + 4 cameras	1
0-774-01	9" monitor with built-in DVR + 1 camera	1

**9" monitors are recommended by FORS.**

## 7" WIRELESS 4-CHANNEL 720P HD CCTV KIT WITH INTEGRATED CARD DVR

12/24V

- Records onto a SD card up to 128GB (1 x 32GB SD card included only)
- Range can be as far as 120M providing a significant long distance and stable signal
- G-force sensor
- Waterproof camera (IP68) and monitor (IP65)
- Inputs for up to 4 cameras



Built-in DVR



Password protected & built-in lock

PART NO.	DESCRIPTION	QTY
0-775-59	Wireless CCTV kit with built-in DVR + 4 cameras	1
0-775-61	Wireless CCTV kit with built-in DVR + 1 camera	1

**Specially designed for commercial & construction vehicles.**

# CCTV MONITORING KITS

## OUR MOST POPULAR KITS



0-776-66  
7" CCTV KIT  
see below



0-776-00  
7" 1080P CCTV KIT  
see page 23



0-775-39  
7" 2-CH WIRELESS KIT  
see page 27



0-775-47  
2-CH MIRROR MONITOR KIT  
see page 25

## 7" CAMERA MONITORING KITS

### 7" 2-CHANNEL CCTV KIT, FAN BRACKET

12/24V



Great Value



Top pick  
for EVs



2-Channel Reversing Camera System, includes 7" TFT LCD monitor & 1 rear view 1/3" Sony CCD camera.

- High resolution monitor and bracket is suitable for most dashboards while the shielded cable ensures robust installation on all truck sizes, vans and industrial vehicles
- Camera protected to IP68
- Supplied with remote control & 20m cable, (additional 5m lead on 2-camera kits)
- 1 additional camera can be used

#### 2-CHANNEL 7" CCTV KIT & 1 CAMERA

PART NO.	DESCRIPTION	QTY
0-776-66	7" standard image CCTV kit	1
0-776-67	7" mirror image CCTV kit	1



#### 2-CHANNEL 7" CCTV KIT & 2 CAMERAS

PART NO.	DESCRIPTION	QTY
0-775-56	7" monitor & 2 cameras standard image	1
0-775-57	7" monitor & 2 cameras mirror image	1

### 7" 2-CHANNEL CCTV KIT, U-SHAPE BRACKET

## LOOKING FOR A KIT WITH A U-SHAPE BRACKET & FAN BRACKET?




- ✓ 12/24V
- ✓ 7" TFT-LCD monitor
- ✓ 1 rear view Sony CCD Camera
- ✓ U-shape steel bracket & fan bracket
- ✓ Camera protected to IP68
- ✓ Supplied with 20m cable

PART NO.	DESCRIPTION	QTY
0-775-51	7" 2-channel CCTV Kit	1

## FORS & DVS COMPLIANCE

Durite are a FORS Associate. We supply a range of simple all-in-one kits to help you comply with FORS and DVS. (Direct Vision Standard from Transport for London).

See pages 8 & 9 for more information.





 **LOOKING FOR A MONITOR BRACKET?** *see page 47 for full range.*

**7" 2-CHANNEL AHD CCTV KIT, 1080P FHD CAMERA**

12/24V

**2-Channel Reversing Camera System, includes 7" AHD monitor & 1 rear view 1/2.8" Sony 1080p FHD camera.**

- High resolution monitor and bracket is suitable for most dashboards while the shielded cable ensures robust installation on all truck sizes, vans and industrial vehicles
- Camera protected to IP68 & has a microphone
- 1024 x RGB x 700 monitor
- Monitor features parking guide lines
- Supplied with remote control & 20m cable
- 1 additional camera can be used
- E-Marked R10 EMC, CE & UKCA approved



HD CCTV Kit



Top pick for EVs

PART NO.	DESCRIPTION	QTY
0-776-00	AHD 7" 2-channel CCTV kit	1



**7" 2 CAMERA CCTV KIT**

12/24V

**7" 2-Channel CCTV Kit with 1 rear view camera & 1 side camera.**

- 7" Split screen monitors - recommended by FORS & DVS
- Supplied with Fan and U-shape brackets
- Side camera protected to IP69K
- Supplied with remote control, 5m & 20m cable



PART NO.	DESCRIPTION	QTY
0-774-88	7" 2-channel split screen monitor	1

**7" 3-CHANNEL CCTV KIT**

12/24V



**3-Channel CCTV kit - 12/24V.**

Durite 3-Channel reversing camera system, includes 7" TFT-LCD 3-channel monitor & 1 x rear view Sony 1/3" CCD Camera.

- Camera protected to IP68
- Supplied with 20m cable

PART NO.	DESCRIPTION	QTY
0-775-68	7" 3-channel CCTV kit	1

**7" 3-CHANNEL AHD CCTV KIT**

12/24V



HD CCTV Kit

**3-Channel high definition CCTV kit - 12/24V.**

3-Channel reversing camera system includes 7" AHD monitor & rear view 720p HD camera.

- High definition
- Supplied with 20m cable
- Camera protected to IP68

PART NO.	DESCRIPTION	QTY
0-776-72	AHD 7" 3-channel CCTV kit	1

### 7" 4-CHANNEL CCTV KITS



4 channels



Infrared Cameras

12/24V



4-Channel CCTV kit with 1 or 4 cameras - 12/24V.

7" QUAD monitor allows up to 4 images to be displayed simultaneously, for a comprehensive view of blind spots.

- Up to 4 triggers
- Infrared cameras for day and night vision
- Single camera kit includes 1 monitor (7"), 1 x rear camera, 1 x 20m, sunshade, U-shape bracket (plus 1 x forward-facing camera & 2 x side cameras for 4 camera kit)



#### 1-CAMERA KIT

PART NO.	DESCRIPTION	QTY
0-775-34	7" QUAD CCTV kit with 1 camera	1

#### 4-CAMERA KIT

PART NO.	DESCRIPTION	QTY
0-775-66	7" QUAD CCTV kit with 4 cameras	1
0-775-67	7" QUAD CCTV kit with 4 cameras - mirror image	1
0-774-96	7" QUAD CCTV kit with 4 x 0-776-70 <b>NEW</b>	1

### 5" CAMERA MONITORING SYSTEM

#### 5" 3-CHANNEL CCTV KIT



3 Camera inputs



5" monitor



12/24V

3-Channel CCTV 5" TFT infrared with sound

- 3-channel reversing camera system
- Suitable for 12/24V applications
- Supplied with 1 x 5" colour TFT-LCD monitor, 1 x rear view Sony CCD camera and 1 x 20m cable

PART NO.	DESCRIPTION	QTY
0-776-75	5" 3-channel CCTV kit	1

### 9" CAMERA MONITORING SYSTEM

#### 9" 2-CHANNEL CCTV KIT



2 Camera inputs



9" monitor



**9" monitors are recommended by FORS.**

12/24V

2-Channel CCTV 9" TFT infrared with sound

- 2-channel reversing camera system
- Suitable for 12/24V applications
- Supplied with 1 x 9" colour TFT-LCD monitor, 1 x rear view Sony CCD camera and 1 x 20m cable

PART NO.	DESCRIPTION	QTY
0-775-30	9" 2-channel CCTV Kit	1

## VAN CAMERA MONITORING SYSTEMS

### UNIVERSAL BRAKE LIGHT CAMERA CCTV KITS

12/24V IP68

#### Monitor and brake light camera kits

- 7" monitor
- Camera protected to IP68
- Comes with 10m lead

PART NO.	DESCRIPTION	QTY
0-099-40	With 7" Monitor	1
0-099-45	With 7" Mirror Monitor	1



7" monitor



7" mirror monitor



Universal



### LOOKING FOR A BRAKE LIGHT CAMERA? *NEW range on page 40.*

Cameras for Citroen, Fiat, Ford, Freightliner, Mercedes Benz, Nissan, Opel, Peugeot, Renault, Toyota, Vauxhall & VW

**NEW**



### 2-CHANNEL AHD REAR VIEW MIRROR MONITOR CCTV KIT - 1080P FHD CAMERA

12/24V IP68

#### 7" AHD mirror monitor & 1 rear view 1/2.8" Sony 1080p FHD camera.

- Camera protected to IP68 & has a microphone
- Monitor features parking guide lines
- Supplied with remote control & 20m cable, 1 additional camera can be used
- E-Marked R10 EMC, CE & UKCA approved



PART NO.	DESCRIPTION	QTY
0-775-00	AHD Mirror monitor kit	1



HD CCTV Kit



Top pick for EVs

### 2-CHANNEL REAR VIEW MIRROR MONITOR CCTV KITS



12/24V IP68

#### 7" TFT-LCD mirror monitor & 1 camera - 12/24V

- 1/3" Sony CCD image sensor camera
- Camera protected to IP68

PART NO.	DESCRIPTION	QTY
0-775-47	Monitor & 1 camera	1
0-776-49	Mirror monitor bracket	1

### 2-CHANNEL REAR VIEW MIRROR MONITOR CCTV KIT



12/24V IP68

**NEW**

#### 7" TFT-LCD mirror monitor & number plate camera - 12/24V

- 1/3" Sony CCD image sensor camera
- Camera protected to IP68

PART NO.	DESCRIPTION	QTY
0-774-93	Monitor & 1 camera	1
0-776-49	Mirror monitor bracket	1

CCTV KITS & VEHICLE SAFETY CCTV MONITORING KITS VAN CAMERA MONITORING SYSTEMS

NUMBER PLATE CAMERA CCTV KITS



7" monitor



7" mirror monitor

12/24V IP68

25cm number plate camera, 7" monitor kit - 12/24V

- CMOS image sensor
- Supplied with 20m cable

PART NO.	DESCRIPTION	QTY
0-775-17	With 7" monitor	1
0-775-27	With 7" Mirror monitor	1

HIGH DEFINITION NUMBER PLATE CAMERA KITS



HD CCTV Kit



Top pick for EVs



12/24V IP68

720p or 1080p FHD number plate camera with 7" monitor

- CMOS image sensor
- Camera protected to IP68



PART NO.	DESCRIPTION	QTY
0-774-72	7" Monitor & 720p camera (180mm)	1
0-774-73	7" Monitor & 1080p camera (200mm)	1

WIRELESS CAMERA MONITORING SYSTEMS

4.3" 2-CHANNEL WIRELESS CCTV KIT



4.3" monitor

12/24V

IP68



Split screen

4.3" 2-Channel wireless TFT-LCD monitor & 1 camera

- Can receive signal from up to 2 cameras
- Supplied with 1 x 4.3" screen monitor and 1 x rear view camera only. Additional cameras can be purchased (4-776-42)
- Camera protected to IP68
- Wireless transmitting range of up to 100m

PART NO.	DESCRIPTION	QTY
4-776-43	4.3" wireless CCTV kit	1

5" 2-CHANNEL WIRELESS CCTV KIT



5" monitor

12/24V

IP68



5" 2-Channel wireless TFT-LCD monitor & 1 camera

- Can receive signal from up to 2 cameras
- Supplied with 1 x 5" screen monitor and 1 x rear view camera only. Additional cameras can be purchased (0-775-29 & 0-775-63)
- Camera protected to IP68
- Wireless transmitting range of up to 120m

PART NO.	DESCRIPTION	QTY
0-775-41	5" wireless CCTV kit	1

CCTV KITS & VEHICLE SAFETY CCTV MONITORING KITS WIRELESS CAMERA MONITORING SYSTEMS

**7" AHD WIRELESS MIRROR MONITOR & 1080P CAMERA**

12/24V

IP68



HD CCTV Kit

**7" 4-Channel wireless TFT-LCD AHD mirror monitor & 1 1080p FHD rear view camera.**

- Can receive signal from up to 4 cameras
- Supplied with 1 x 7" AHD mirror monitor and 1 x rear view camera only
- Camera protected to IP69K
- Built-in wireless receiver with a range of 100m

PART NO.	DESCRIPTION	QTY
4-776-25	AHD 7" wireless mirror monitor kit	1

**7" 2-CHANNEL WIRELESS CCTV KIT**

12/24V

IP68



7" monitor



Split screen

**7" 2-Channel wireless TFT-LCD monitor & 1 camera**

- Can receive signal from up to 2 cameras
- Supplied with 1 x 7" split screen monitor and 1 x rear view camera only. Additional cameras can be purchased (0-775-29 & 0-775-63)
- Camera protected to IP68
- Built-in wireless receiver with a range of 120m

PART NO.	DESCRIPTION	QTY
0-775-39	7" wireless CCTV kit	1

**7" AHD WIRELESS MONITOR & 1080P CAMERA**

12/24V

IP68



HD CCTV Kit

**7" 4-Channel wireless TFT-LCD AHD monitor & 1 1080p FHD rear view camera.**

- Can receive signal from up to 4 cameras
- Supplied with 1 x 7" AHD monitor and 1 x rear view camera only.
- Camera protected to IP69K
- Built-in wireless receiver with a range of 100m

PART NO.	DESCRIPTION	QTY
4-776-05	AHD 7" wireless CCTV kit	1

**7" QUAD 4-CHANNEL WIRELESS CCTV KIT**

12/24V

IP68



Split screen



4 Camera inputs

**7" QUAD 4-Channel wireless TFT-LCD monitor & 1 camera**

- Can receive signal from up to 4 cameras
- Supplied with 1 x 7" split screen monitor and 1 x rear view camera only. Additional cameras can be purchased (0-775-29 & 0-775-63)
- Camera protected to IP68
- Wireless transmitting range of up to 120m

PART NO.	DESCRIPTION	QTY
0-775-01	7" wireless CCTV kit	1



**LOOKING FOR A RECHARGEABLE MAGNETIC WIRELESS CAMERA SOLUTION?** See page 28 and 47.



# ALL-IN-ONE MAG CAM KITS

THE BEST TRAILER SOLUTION

“ Designed with trailers in mind, easily interchange trailers, sync-up & play ”



**Crystal clear** footage with HD cameras



**Vibration-resistant** design for installation anywhere



**Warranty** 2 years as standard

Durite Magnetic Camera DVR Kits feature a **rechargeable wireless magnetic camera** enabling you to **quickly interchange trailers** & mount anywhere on your trailer with a transmission range of up to 100m.

**MAG CAM BENEFITS**

- Strong magnetic base resists high speeds
- Conveniently charge in vehicle
- Reduce installation time (Retractable cable not required)
- Plug-in & play
- Reduce blind spots & incidents
- Record high resolution evidence
- Kits to Record, Live stream & Comply

**KEY FEATURES**

- High resolution, 700TVL
- 8 hours continuous runtime
- 20 infrared LEDs for clearer night vision
- Strong digital signal, up to 100m
- Suitable for 12 & 24V vehicles
- 4 high resolution cameras

✂ **Want to create your own kit, see Mag Cam on pg 47.**

DVR kits are supplied with 1 x 7" monitor, 1 x forward facing camera, 1 x rear magnetic camera, 2 x side cameras and leads.

Compliant kits also come with 1 x side detection system with low speed trigger & left turn speaker, 1 x back-up alarm with night silent, 1 x warning sign & leads.



**Strong magnetic base**



**All-In-One Kits; Record, Live Stream & Comply**



**Quickly interchange trailers**



**MAG CAM WITH DVR KITS**

PART NO.	DESCRIPTION	QTY
0-774-58	Record Standard resolution SD Card DVR Kit, 4 cameras	1
0-774-59	Record High resolution HDD DVR Kit, 4 cameras	1
0-774-68	Live Stream 4G DVR Kit, 4 cameras	1
0-774-69	Record & Comply DVR Kit, 4 cameras, alarms & side detection	1
0-774-76	Live Stream & Comply 4G DVR Kit, 4 cameras, alarms & side detection	1

“ Record, Live Stream & Comply with FORS, CLOCS & DVS. ”

## TELEMATICS

Monitor driving habits and improve the safety of your drivers and other road users.  
Track harsh braking, acceleration, hard cornering and speeding.


 Improve driving habits  Fewer speeding incidents  Cheaper insurance premiums  Fuel cost saving

## SMART NANO TELEMATICS TRACKER

The Durite smart nano tracker features a 2-wire fixing for an easy and secure installation, reducing the risk of removal. Complimented with Bluetooth connectivity and an internal backup battery, the Durite smart tracker does not conflict with any existing telemetry solutions already in-situ.

- Solid waterproof case
- Built-in accelerometer & gyroscope sensors to provide highly accurate crash data
- Integrates with Durite Telematics to provide detailed driver behaviour, location and journey data for analysis
- Easy data access on the Fleet Dashboard
- Data is secured to the Cloud

PART NO.	DESCRIPTION	QTY
0-875-60	Smart nano telematics tracker	1



 Easy and secure installation.

## TELEMATICS TRACKER WITH IMMOBILISER

Suitable for a wide range of vehicles, plant & fleet vehicle & applications.  
The immobiliser will prevent the engine from restarting.

- This device features extra sensitive GPS to provide accurate location of 2.0m & speed information while the GPRS/GSM transmits live and scheduled telematics reporting and alerts

PART NO.	DESCRIPTION	QTY
0-875-01	For mainland UK	1
0-875-11	For Northern Ireland & Republic of Ireland	1



## TELEMATICS TRACKER WITHOUT IMMOBILISER

Suitable for installation on a range of vehicles and plant machinery.

- This device features G-sensor (ideal for accurate driver profiling and crash notifications)
- Inputs for temperature monitoring or Driver ID
- Includes high sensitivity GPS with location accuracy of 2.5m



PART NO.	DESCRIPTION	QTY
0-875-08	For mainland UK	1
0-875-18	For Northern Ireland & Republic of Ireland	1

## TRAILER TRACKER

The Durite trailer tracker is designed for the tracking of trailer units.

- Trailers can be left for prolonged periods of time without power & easily found with the 6-month backup battery
- Recharged quickly from any 12V/24V power supply, and has 3 inputs and 3 outputs allowing remote control of hardware such as door locks & temperature sensors



PART NO.	DESCRIPTION	QTY
0-875-02	For mainland UK	1
0-875-12	For Northern Ireland & Republic of Ireland	1

# BLIND SPOT DETECTION SYSTEMS

“ 4, 8 or 12 sensor kits available. ”

## DESIGNED FOR HGVS AND TRACTOR UNITS

- Warn cyclists and pedestrians with external speaking alarm
- Integrates with Durite CCTV Kits
- Record on Durite mobile DVR if fitted
- Compliant with CLOCS, FORS, DVS and construction companies who require commercial vehicles to meet specific safety specifications
- ECE, EMC R10 approval



4 LEFT SENSORS

### 4, 8 OR 12 BLIND SPOT SENSOR KITS

12/24V IP68



- For 12/24V vehicles
- Adjustable sensor sensitivity reduces false detection between 0.9m to 1.8m
- Kits include ultrasonic sensors, internal buzzer & external speaker
- Operates on GPS speed trigger reducing installation time. Select maximum speed at which you want obstacles to be detected

	STANDARD RESOLUTION	AHD RESOLUTION	ARTICS ADD CABLE	QTY
4 Sensor Kit	0-870-10	0-870-80	0-870-95	1

#### EXTENSION KITS

4 extra sensors down one side	0-870-44	1
8 extra sensors down one side	0-870-44 & 0-870-83	1



Left turn speaker



Built-in GPS speed trigger



Detects objects as far as 1.8m



Ultrasonic sensors Up to 12



If an object is detected the screen display shows the location along the vehicle, the in-cab buzzer sounds and the external speaker alerts the pedestrians and cyclists.

🔧 For spare components go to related items tab for 0-870-10 & 0-870-80 on our website.

PART NO.	DESCRIPTION	QTY
0-870-95	3.5m side detection retractable cable	1
0-870-91	2m extension cable to sensor	1
0-870-90	3-pin connector extension cable	1



4 RIGHT SENSORS



4 REAR SENSORS



SIGN UP TO DURITE'S E-NEWS FOR THE LATEST PRODUCT, INDUSTRY & REGULATORY NEWS. [WWW.DURITE.CO.UK](http://WWW.DURITE.CO.UK)





CCTV KITS & VEHICLE SAFETY BLIND SPOT SYSTEMS

**ULTRASONIC NEAR SIDE BLIND SPOT SENSOR KITS**

12/24V IP69K

- Visual & audible warnings with LED traffic light warning buzzer
- Detection within 0.2 seconds up to 1.5M
- ECU protected to IP69K, sensor & connector protected to IP68
- Shock & vibration resistant
- Environment learning mode
- System self-checking function
- Flush (0°), 11° & underslung mounting available

PART NO.	DESCRIPTION	QTY
0-870-30	Side sensor kit	1
0-870-35	Side sensor kit with left turn speaker	1
0-870-36	Side sensor kit with left turn speaker and low speed trigger	1

PART NO.	DESCRIPTION	QTY
0-870-34	4.5m 2-pin extension lead between sensors	1
0-870-32	2.5m 2-pin extension lead between sensors	1

For spare components go to related items tab for 0-870-30 on our website.



Detection up to 1.5m



System self-checking function



**System Self-Checking Function** checks all the sensors when switched on, indicating with a beep sound if a sensor is faulty.

**ULTRASONIC REAR BLIND SPOT SENSOR KIT**

12/24V IP69K

- Visual & audible warnings with LED warning buzzer
- Detection within 0.2 seconds up to 2.2M
- ECU protected to IP69K, sensor & connector protected to IP68
- Shock & vibration resistant
- Environment learning mode
- System self-checking function

PART NO.	DESCRIPTION	QTY
0-870-05	Reversing 4-sensor kit	1



Detection up to 2.2m



System self-checking function



**CANBUS CONNECTOR MODULE**



An external adapter which connects directly to CANHIGH & CANLOW. Outputs the following signals: left indicator, right indicator & reverse. The unit then outputs a live speed signal (cuts out at 15mph).

- Multifunctional status LED
- Flexible firmware allows for continuous updates

Works with our DVS Safe System 4-776-60 & Blind Spot Detection System 0-870-30.

PART NO.	DESCRIPTION	QTY
0-774-50	Canbus connector module	1
0-774-51	Contactless reader	1

**LOW SPEED TRIGGER MODULE**

12/24V



Durite 3-in-1 Low Speed and Indicator Trigger Module is suitable for a variety of applications such as controlling side camera, warning alarm or blind spot detection system. It has 3 functions; Speed Controlled only, Indicator Triggered only or Speed & Indicator operation.

- E-Marked R10.05 EMC
- 8 speed settings up to 60MPH

Works with our DVS Safe System 4-776-60 & Blind Spot Detection System 0-870-30.

PART NO.	DESCRIPTION	QTY
0-774-55	Low speed trigger module	1

# REVERSING & WARNING ALARMS

## MULTI-FREQUENCY BACK UP ALARMS

### MULTI-FREQUENCY ALARM, 92DB



**Multi-frequency Alarm used to warn pedestrians when the vehicle is reversing, 9-32V.**

- Multi-frequency alarm
- 92dB +/-4dB
- Protected to IP68
- 10G Mechanical vibration
- Robust ABS material
- L 104 x W 37 x H 62mm
- E-Marked EMC R10

PART NO.	DESCRIPTION	QTY
0-564-21	Multi-frequency alarm	1

### MULTI-FREQUENCY 87DB



**Multi-frequency, 12-24V.**

- Multi frequency alarm
- 87dB(A), 4000Hz
- Epoxy potted against dust, moisture and vibration
- L 102 x W 70 x H 41mm
- E-Marked EMC R10

PART NO.	DESCRIPTION	QTY
0-564-11	12V/24V	1

### DOUBLE ENGAGE & NIGHT SILENT ALARM, 97DB



**Multi-frequency Alarm used to warn pedestrians when the vehicle is reversing, 9-32V.**

- Double engage and night silent alarm
- 97dB +/-4dB to 87dB +/-4dB / 0dB
- Protected to IP68
- 10G mechanical vibration
- Robust ABS material
- L 104 x W 37 x H 62mm
- E-Marked EMC R10

PART NO.	DESCRIPTION	QTY
0-564-13	Multi-frequency alarm	1

### SELF ADJUSTING BACK-UP ALARM



**Top pick for EVs**

**Self Adjusting Alarm used to warn pedestrians when the vehicle is reversing, 9-32V.**




- Multi-frequency alarm (sh...sh...)
- Automatically adjust 5-10dB above ambient noise
- Protected to IP68
- 10G mechanical vibration
- Robust ABS material
- L 104 x W 75 x H 39mm
- E-Marked EMC R10

PART NO.	DESCRIPTION	QTY
0-564-12	Multi-frequency alarm	1

### INTERMITTENT BACK UP ALARM

#### GREAT VALUE 105DB



**Intermittent sound, 12 or 24V.**

- Intermittent sound
- 105dB(A)
- One hole fixing bracket
- ø 54.3 x D 41mm
- CE approved

DESCRIPTION	PART NO.	NIGHT SILENT	QTY
12V	0-561-12	0-561-62	1
24V	0-561-24	0-561-74	1

## TONAL BACK UP ALARMS

### STANDARD 97DB

#### Standard, 12-48V.

- 60 pulses per minute
- 97dB(A), 1200Hz
- Protected against water spray
- M4 stud terminals
- L 102 x W 70 x H 41mm
- CE approved



PART NO.	DESCRIPTION	QTY
0-564-02	12V-48V	1

### HEAVY-DUTY 97DB

#### Heavy-Duty, 12-48V.

- 60 pulses per minute
- 97dB(A), 1200Hz
- Polarity protected solid state epoxy-potted electronics
- Steam-cleanable
- CE approved



PART NO.	DESCRIPTION	QTY
0-564-06	12V-24V with Night Silent	1

### EXTRA HEAVY-DUTY 112DB

#### Heavy-Duty, 12/24V.

- 60 pulses per minute
- 112dB(A), 1200Hz
- Epoxy potted against dust, moisture and vibration
- Protected to IP66
- L 127 x W 95 x H 77mm
- CE, EMC R10



PART NO.	DESCRIPTION	QTY
0-564-25	12V/24V	1

### SELF ADJUSTING BACK-UP ALARM

Self Adjusting Alarm used to warn pedestrians when the vehicle is reversing.

- Tonal alarm (beep...beep)
- Automatically adjust 5-10dB above ambient noise
- Protected to IP68
- 10G mechanical vibration
- Robust ABS material
- L 104 x W 75 x H 39mm
- E-Marked EMC R10



PART NO.	DESCRIPTION	QTY
0-564-03	Tonal alarm (beep..beep)	1

## REVERSING & WARNING SPEAKERS

### LEFT TURN, REVERSING OR RIGHT TURN SPEAKERS, 97DB

12/24V

IP66

R10

Used to warn pedestrians when the vehicle is indicating left, right or reversing.

- "This vehicle is.."
- At 97 dB it is loud enough to be heard over moving traffic
- Waterproof to IP66
- E-Marked, R10 approved
- H 80 x W 100 x D 73mm

"...TURNING LEFT"	"...REVERSING"	"...TURNING RIGHT"	QTY
0-564-60	0-564-70	0-564-80	1





LOOKING FOR AN ALARM CUT OFF RELAY & SWITCH? *see page 50*

### LEFT TURN SPEAKER, 90DB



**"Sh. Sh. Caution, vehicle turning left", 9-32V**

- Left turn speaker
- At 90dB is loud enough to be heard over moving traffic
- Protected to IP68
- Robust ABS material
- L 104 x W 75 x H 39mm
- E-Marked R10 EMC

PART NO.	DESCRIPTION	QTY
0-564-62	"Caution, vehicle turning left"	1

### USB PROGRAMMABLE SPEAKER



Top pick for EVs

Record your own warning message to the Durite USB Programmable alarm, 12/24V.



- USB programmable alarm (6W)
- Supports MP3/WAV files up to 4MB
- 0-90dB
- Protected to IP68
- Robust ABS material
- L 104 x W 39 x H 75mm
- E-Marked EMC R10

PART NO.	DESCRIPTION	QTY
0-564-75	Programmable speaker	1

### MULTI-FUNCTION ALARM



Top pick for EVs



**Multi-function, 9-32V**

- Left, rear, mute, night silent, double engage reverse, 1/2 sound & output trigger
- 90dB, 70dB night, 0db mute
- Protected to IP68
- Robust ABS material
- L 104 x W 75 x H 39mm
- E-Marked R10 EMC

PART NO.	DESCRIPTION	QTY
0-564-55	"This vehicle is reversing" & "This vehicle is turning left"	1

## BUZZERS

### WARNING LIGHTS-ON



**12V negative earth systems**

- Two tone warning alarm if the drivers door is opened when the vehicle lights are on and the ignition is switched off

PART NO.	DESCRIPTION	QTY
0-562-00	12V	1

### WARNING LOW PRESSURE



**Warning buzzer**

- Plastic body with one female and one male 6.35mm blade terminal

PART NO.	DESCRIPTION	QTY
0-562-12	12V Black	1
0-562-24	24V Red	1

### WARNING IN CAB



**Dashboard buzzer**

- 2 tones
- 72 dB(A)
- Single hole fixing
- Two terminal

PART NO.	DESCRIPTION	QTY
0-562-62	12V	1
0-562-74	24V	1

# MIRRORS

## CLASS II



### Commercial vehicle convex glass mirror head

- 362 x 174mm. Clamps to main mirror 16-28mm arms
- ECE approved, Class II

PART NO.	DESCRIPTION	QTY
0-771-00	362 x 174mm	1



### Commercial vehicle flat glass mirror heads

- Clamps to 5/8" (13-16mm) arms
- ECE approved

PART NO.	DESCRIPTION	QTY
0-770-04	7" x 5" (177 x 127 mm)	4
0-771-04	10" x 6" (254 x 152 mm)	2

## CLASS IV



### Commercial vehicle wide angle glass mirror head (193 x 193mm)

- Clamps to 16-28mm arms
- ECE approved, Class IV

PART NO.	DESCRIPTION	QTY
0-770-00	193 x 193mm	1

## CLASS V



### Over door/kerbs mirror head (240 x 155mm)

- To EEC specification Class V
- Comes with mirror arm fitted with 2 x 6mm slots at 40-60mm

PART NO.	DESCRIPTION	QTY
0-770-07	240 x 155mm	1

## CLASS VI



### Over screen/front view mirror head (293 x 210mm)

- To EEC specification Class VI with unbreakable lens
- Comes with mirror arm 440mm long, 19mm diameter with clamp that fits 16-28mm diameter arms

PART NO.	DESCRIPTION	QTY
0-770-08	293 x 210mm	1



### Over screen/front view circular mirror head (255mm diameter)

- To EEC specification class VI
- Comes with mirror arm 440mm long, 19mm diameter with clamp that fits 16-28mm diameter arms

PART NO.	DESCRIPTION	QTY
0-770-09	255mm diameter	1

# DVRs

\*12-month subscription required to access the Durite Live portal (0-876-99).

- HDD or SD card DVRs
- Password protection & Lock cover
- Options include; GPS, G-Force, WiFi for Data download, 4G for Live streaming

**Durite DVRs** encourage better driver behaviour, reduce risk of accidents and help lower insurance premiums. Choose our 4G DVRs for live streaming vehicle cameras & monitoring vehicle location from any device. Record high-quality videos and play back anytime.

## 720P HD 5-CHANNEL HARD DRIVE DVR

12/24V



- Spare Caddy 0-876-28.
- Panic button 0-876-95.

### HD 5-Channel DVR with GPS

- Channels consist of 4 x 720p AHD & 1 x 1080p IP
- 4G version available for Live streaming with Durite Live
- The vibration-resistant & compact design of the DVR enables 360° mounting anywhere in the cabin
- 3-year warranty (DVR only)
- Comes with alarm cable & 1TB hard drive

**720p**  
HD Resolution

**5 camera**  
inputs

**Compact**  
design

**4G**  
Live streaming available

DVR	4G DVR FOR LIVE STREAMING	DESCRIPTION	QTY
0-876-57	0-876-59	5-channel DVR	1
0-876-80	0-876-55	5-channel DVR without 1TB hard drive	1

## 1080P FULL HD 8-CHANNEL HARD DRIVE DVR



- IR Jack, 3m lead 0-775-80.
- Spare Caddy 4-776-19.

12/24V

### 1080p Full HD 8-channel DVR with GPS & G-force Sensor

- Stores up to 8 camera videos onto 2 x 2TB Hard drive
- 12 alarm channel outputs & 8 trigger inputs for up to 8 cameras
- Lockable cover and password protected
- Built-in G-force sensor and GPS
- Motion detection/theft prevention
- Speed monitoring and warning
- Supplied with connecting cables and remote control

PART NO.	DESCRIPTION	QTY
4-776-81	8-channel 1080p HD mobile DVR	1

**1080p**  
Full HD Resolution

**8 camera**  
inputs

**Built-in GPS**  
& G-force

## 1080P HD 4-CHANNEL SD CARD DVR



- IR Jack, 3m lead 0-775-80.

12/24V

### 1080p HD 4-channel DVR with GPS & G-force sensor

- Stores up to 4 camera videos onto 2 x SD cards - 128GB each (1 x 32GB SD card included only)
- Lockable cover and password protected
- Motion detection/theft prevention
- Speed monitoring and warning
- Supplied with connecting cables and remote control
- 4 trigger inputs for up to 4 cameras

PART NO.	DESCRIPTION	QTY
0-776-80	4-channel 1080p HD mobile DVR	1

**1080p**  
Full HD Resolution

**4 camera**  
inputs

**SD**  
SD Card

# CAMERAS

Reverse and manoeuvre more safely by reducing blind spots with Durite high-quality CCTV cameras.



Prevent collision & reduce vehicle damage



AHD cameras for crystal clear view of vehicle registrations



Perfect for both day & night vision



Waterproof



Wide view angle up to 150°



Dual voltage 12/24V

## FORWARD FACING CAMERAS & DOME CAMERAS

### AHD FORWARD FACING CAMERA

#### 1080p AHD forward-facing camera

- CMOS image sensor
- 4mm lens
- Automatic gain control (AGC)
- Mounts directly to windscreen
- L 121.6 x W 75 x H 36mm

4-pin aviation connector.



PART NO.	DESCRIPTION	QTY
0-876-18	1080p FHD camera	1

### 1080P FULL HD FORWARD FACING IP CAMERA

#### 1080p FHD IP forward-facing camera

- CMOS image sensor
- Audio
- Digital wide dynamic range (WDR) provides ultra clear images of vehicle registrations
- L 121.6 x W 75 x H 39mm
- Supplied with 5mtr ext cable

IP connector.



PART NO.	DESCRIPTION	QTY
0-876-63	1080p IP camera	1

### FHD FORWARD FACING CAMERA

#### 1080p FHD or 720p HD Infrared forward facing camera

- CMOS image sensor
- Automatic gain control (AGC)
- 150° or 110° viewing angle

PART NO.	DESCRIPTION	QTY
0-776-45	720p HD camera	1
0-775-24	1080p FHD camera	1



Small & compact

### SMALL AHD CAMERA

#### Small 720p AHD camera

- CMOS image sensor
- Small & compact
- Protected to IP67
- L 47 x W 40 x D 42mm

PART NO.	DESCRIPTION	QTY
0-775-37	720p HD camera	1



### 960H FORWARD FACING CAMERA

#### 960H forward facing camera

- CMOS image sensor
- 170° lens adjustment
- Protected to IP67
- Auto white balance & electronic shutter
- IR up to 8m
- L 45.50 x W 44.41 x H 32.45mm



PART NO.	DESCRIPTION	QTY
0-775-15	960H 12V camera	1

### 960H FORWARD FACING MICRO CAMERA

#### 960H Infrared forward facing camera

- CMOS image sensor
- Automatic gain control (AGC)
- 4 infrared LEDs
- L 20 x W 41 x D 29mm



PART NO.	DESCRIPTION	QTY
0-776-15	960H Micro camera	1

CCTV KITS & VEHICLE SAFETY CAMERAS

1080P FHD IP DOME CAMERA

IP69K



1080p FHD Infrared dome camera

- CMOS image sensor
- 104° viewing angle
- Protected to IP66/69K
- 10 Infrared LEDs - up to 8m
- Automatic gain control (AGC)
- L 101.5 x W 96 x H 52.6mm

🔧 IP connector.

PART NO.	DESCRIPTION	QTY
0-774-75	1080p IP dome camera	1

1080P FHD INTERNAL DOME CAMERA



1080p FHD Infrared dome camera

- CMOS image sensor
- 85° viewing angle
- 12 Infrared LEDs - up to 10m
- Automatic gain control (AGC)
- Ø 95 x H 63mm

PART NO.	DESCRIPTION	QTY
0-774-74	1080p FHD dome camera	1

720P HD DOME CAMERA

IP69K



720p HD Infrared dome camera

- CMOS image sensor
- Automatic gain control (AGC)

- Protected to IP69K
- Ø 76 x D 43.95mm
- Compatible with all Durite DVRs

PART NO.	DESCRIPTION	QTY
0-776-06	720p HD dome camera	1

SIDE CAMERAS

1080P FHD IP SIDE CAMERA

IP69K



1080P FHD IP Infrared LED side camera

- CMOS image sensor
- Protected to IP69K
- Day to night filter and auto white balance
- 2.2mm lens wide angle
- IR up to 10m
- L 66 x W 58.2 x H 46mm

🔧 IP connector.

PART NO.	DESCRIPTION	QTY
0-876-77	1080p FHD IP camera	1

VRU AI ADAS CAMERA

IP69K



**NEW**

1080p Full HD ADAS Camera with 170° fish eye lens and Vulnerable Road User Detection - 10-30VDC

- VRU detection & deep learning AI
- 170° wide angled 1.99mm fish eye lens
- Resists pressure wash - IP69K
- Acoustical warning signal when connected to monitor
- Supports Wi-Fi when synced to dongle
- E-Marked R10 EMC, CE & UKCA approved

🔧 Connects with any Durite AHD monitors.

PART NO.	DESCRIPTION	QTY
0-870-13	ADAS camera	1
0-870-14	Wi-Fi dongle with USB converter cable	1



CCTV KITS & VEHICLE SAFETY CAMERAS

**HD COMPACT SIDE CAMERA**

IP69K



N.B image shows 0-775-12

**6 or 5 Infrared LED side camera**

- Supports normal/mirror image
- IP69K - resists pressure wash
- Automatic gain control (AGC)

**Extension bracket available, 0-775-46 (large), 0-775-43 (small).**

BLACK	WHITE	DESCRIPTION	QTY
0-775-09	-	960H side camera	1
0-775-55	0-774-97	720p HD camera	1
0-775-12	-	1080p FHD camera	1

**SIDE CAMERA**

IP69K



**5 Infrared LED side camera**

- CMOS image sensor
- Day/night sensor
- 140° viewing angle
- Standard & mirror image
- Protected to IP69K
- L 42 x W 59 x H 74mm

PART NO.	DESCRIPTION	QTY
0-776-33	960H camera	1

**REAR CAMERAS**

**AHD REAR CAMERA**

**Infrared rear AHD camera**

- CMOS image sensor
- Automatic gain control (AGC)
- 18 infrared LEDs



PART NO.	DESCRIPTION	QTY
0-776-02	720p HD camera	1
0-775-16	1080p Full HD camera	1

**960H REAR CAMERA**

**Infrared rear camera**

- CCD image sensor
- Automatic gain control (AGC)
- 18 infrared LEDs



PART NO.	DESCRIPTION	QTY
0-776-70	960H camera - standard image	1
0-776-69	960H camera - mirror image	1

**SMALL AHD CAMERA**

**Small 720p AHD camera**

- CMOS image sensor
- Small & compact
- Protected to IP67
- L 47 x W 40 x D 42mm



PART NO.	DESCRIPTION	QTY
0-775-37	720p HD camera	1

**MICRO NUMBER PLATE CAMERA**

**960H Micro Number plate camera**

- CMOS image sensor
- Small & compact
- 1" square
- Protected to IP68
- L 23 x W 40 x D 23mm



PART NO.	DESCRIPTION	QTY
0-776-16	960H Micro NP camera	1

### NUMBER PLATE CAMERA



**960H Number plate 25cm camera**

- CMOS image sensor
- Protected to IP68
- L 250 x D 23mm

PART NO.	DESCRIPTION	QTY
0-776-17	960H NP camera	1

### FHD IP NUMBER PLATE CAMERA



**1080p FHD IP number plate camera**

- CMOS image sensor
- 2.2mm lens wide angle
- IR up to 5m
- Protected to IP69K
- L 196.7 x W 29.5 x H 30mm

**IP connector.**

PART NO.	DESCRIPTION	QTY
0-876-76	1080p - 196.7mm	1

### AHD NUMBER PLATE CAMERA



**AHD Number plate camera**

- CMOS image sensor
- 2.5mm lens
- 4-Pin aviation connector
- Protected to IP68
- E-Marked R10.05

PART NO.	DESCRIPTION	QTY
0-774-71	1080p - 200mm	1
0-774-70	720p - 180mm	1

### UNIVERSAL BRAKE LIGHT CAMERA



**960H Universal brake light camera**

- CCD image sensor
- Night vision up to 35ft
- Comes with 10m lead
- Protected to IP68

PART NO.	DESCRIPTION	QTY
0-099-15	960H - L 62.7 x W 211.7 x D 62mm	1

### 12V FORD BRAKE LIGHT CAMERAS

**Ford**

- Night vision LEDs
- Protected to IP67
- Supplied with 10m extension cable



PART NO.	DESCRIPTION	QTY
0-099-11	Transit 2014-22	1



PART NO.	DESCRIPTION	QTY
0-099-16	Transit Custom 2015-22	1



PART NO.	DESCRIPTION	QTY
0-099-19	Transit Connect 2013-23	1

### AHD BRAKE LIGHT CAMERAS



VW Crafter 2017-2022

PART NO.	QTY
0-099-09	1



Mercedes Benz Sprinter 2007-2016  
Freightliner Sprinter 2001-2021  
VW Crafter 2006-2016

PART NO.	QTY
0-099-10	1



Peugeot Boxer 2006-2022  
Fiat Ducato 2014-2018  
Citroen Jumper 2006-2022  
Citroen Relay 2006-2022  
Toyota Proace 2007-2022  
Vauxhall Movano 2021-2022 (3gen)  
Opel Movano 2021-2022 (3gen)

PART NO.	QTY
0-099-12	1



Renault Trafic 2014-2022  
Nissan NV300 2014-2022 (3gen)  
Vauxhall Vivaro 2014-2018  
Opel Vivaro B 2014-2018  
Fiat Talento 2016-2022 (2gen)

PART NO.	QTY
0-099-17	1



Renault Master 2010-2020 (3gen)  
Vauxhall Movano 2010-2021 (2gen)  
Opel Movano 2010-2021 (2gen)  
Nissan NV400 2010-2022  
Nissan Interstar 2022-2023

PART NO.	QTY
0-099-18	1

# MONITORS

**Durite CCTV monitors are highly durable and reliable and are ideal for heavy-duty applications**

-  12.3", 9", 7" or 5" High resolution TFT-LCD screens
-  Dual voltage 12/24V
-  10G vibration rating
-  Fully interchangeable with other CCTV kits
-  Audio enabled
-  Robust construction

## 7" MONITORS

### 7" 2-CHANNEL MONITOR WITH FAN BRACKET



Supports up to 2 cameras

#### 7" CCTV TFT LCD monitor

- Inputs for 2 cameras
- As used in 0-776-66 & 0-776-67 kits
- Fan bracket

 **Monitor harness 4-776-10.**



PART NO.	DESCRIPTION	QTY
0-776-68	7" monitor	1

### 7" 2-CHANNEL SPLIT SCREEN MONITOR



FORS & DVS



Split screen

#### 7" 2-channel split screen monitor

- Split screen monitors are recommended by FORS & DVS
- Supplied with Fan and U-shape brackets



PART NO.	DESCRIPTION	QTY
0-775-26	7" 2-channel split screen monitor	1

### 7" AHD 2-CHANNEL MONITOR



Supports up to 2 cameras

#### 7" AHD CCTV TFT LCD monitor

- Inputs for 2 cameras
- 1024 x RGB x 700
- As used in 0-776-00 kit
- Features parking guide lines



PART NO.	DESCRIPTION	QTY
0-776-01	7" monitor	1

CCTV KITS & VEHICLE SAFETY MONITORS

**LOOKING FOR MONITOR BRACKETS?** See page 47

**7" 3-CHANNEL MONITOR**



Supports up to 3 cameras

7" 3-channel TFT LCD CCTV monitor

- 3-channel inputs

PART NO.	DESCRIPTION	QTY
0-776-53	7" monitor	1

**7" AHD 3-CHANNEL MONITOR**



Can be used with Durite 360° system

7" AHD TFT LCD CCTV monitor

- High definition
- 3-channel inputs
- 10G vibration rating

**Monitor harness 4-776-11.**

PART NO.	DESCRIPTION	QTY
0-776-73	AHD 7" monitor	1

**7" 4-CHANNEL MONITOR**



Supports up to 4 cameras

7" 4-channel TFT LCD CCTV monitor

- CCTV 7" colour monitor with inputs for up to 4 cameras
- Infrared with sound

**Monitor harness 4-776-12.**

PART NO.	DESCRIPTION	QTY
0-775-35	7" QUAD monitor	1

**7" 4-CHANNEL MONITOR WITH BUILT-IN DVR**



12/24V

7" HD 4-channel monitor with built-in SSD DVR

- 7" touchscreen monitor
- Inputs for up to 4 cameras
- GPS tracking and G-sensor
- Password protected & lock
- Impact rating 6G
- Built-in DVR records footage onto a 480GB SSD (additional storage 1 x SD card up to 256GB - not included)

PART NO.	DESCRIPTION	QTY
0-774-10	7" monitor with built-in DVR	1



4 camera inputs



GPS & G-sensor

**5" MONITORS**

**5" 3-CHANNEL MONITOR**



5" TFT LCD CCTV 3-channel monitor

- 5" monitor screen
- 3 channels for up to 3 cameras

PART NO.	DESCRIPTION	QTY
0-776-76	5" monitor	1



Supports up to 3 cameras

CCTV KITS & VEHICLE SAFETY MONITORS

## 9" MONITOR

### 9" 2-CHANNEL MONITOR

#### 9" CCTV TFT LCD monitor

- Inputs for 2 cameras
- L 240 x W 170 x H 170mm

**9" monitors are recommended by FORS.**

PART NO.	DESCRIPTION	QTY
0-775-31	9" monitor	1



Supports up to 2 cameras

### 9" 6-CHANNEL MONITOR WITH BUILT-IN DVR

12/24V

#### 9" HD 6-channel monitor with built-in SSD DVR

- 9" touchscreen monitor
- Inputs for up to 6 cameras
- GPS tracking and G-sensor
- Password protected & lock
- Impact rating 6G
- Built-in DVR records footage onto a 480GB SSD (additional storage 2 x SD card up to 256GB - not included)

PART NO.	DESCRIPTION	QTY
0-775-54	9" monitor with built-in DVR	1

**9" monitors are recommended by FORS.**



6 camera inputs



GPS & G-sensor

## 12.3" MONITOR

### 12.3" 2-CHANNEL PILLAR MONITOR

12/24V

#### 12.3" AHD CCTV TFT LCD monitor

- Inputs for up to 2 cameras
- Supplied with 1.3m Y-cable
- W 148 x H 330 x D 26mm

**Compatible with 0-870-55 BSIS.**

PART NO.	DESCRIPTION	QTY
0-870-56	12.3" monitor	1

**NEW**



BSIS

Can be used with Durite BSIS system



Supports up to 2 cameras



UPDATES, SOLUTIONS & INDUSTRY NEWS STRAIGHT TO YOUR INBOX. SIGN UP TO DURITE E-NEWS TODAY.

www.durite.co.uk



## VAN MONITORS

### 7" AHD 2-CHANNEL MIRROR MONITOR



#### 7" AHD TFT LCD mirror monitor

- Compatible with rear view mirrors 63.2mm to 82mm high
- Shockproof rating of up to 8G
- Features a parking guideline option

PART NO.	DESCRIPTION	QTY
0-775-04	Mirror monitor	1

### 7" 2-CHANNEL MIRROR MONITOR



#### 7" 2-channel TFT LCD mirror monitor

- Compatible with rear view mirrors 63.2mm to 82mm high
- Shockproof rating of up to 8G

PART NO.	DESCRIPTION	QTY
0-775-48	Mirror monitor	1

## SMART TOUCH SCREEN MONITOR

### SMART 7" TOUCH SCREEN MONITOR



#### 7" 9-channel touch screen monitor

- Playback video & view all cameras on one split screen
- Touch screen and connector cable to Durite 720P HD 5-Channel Hard Drive DVR (see page 10 & 12)



**Supports up to 9 cameras**

PART NO.	DESCRIPTION	QTY
0-876-62	Touch Screen monitor	1
0-876-10	Touch Screen monitor & cable	1



**WE WILL COME TO YOU! INSTALLATION ANYWHERE IN THE UK.**



**CONTACT US TODAY**

*Here at Durite, not only do we supply best-in-class Vehicle Safety Equipment with type approvals and extended warranty, we also work with **Approved Installers** nationwide to ensure the installation is carried out to the highest standard.*

# WIRELESS MONITORS & CAMERAS

## WIRELESS REAR CAMERA

### Infrared rear mount wireless camera with microphone

- CMOS image sensor
- 18 infrared LEDs
- Protected to IP68
- 100m wireless range

 **Compatible with 4-776-43 CCTV kit.**

PART NO.	DESCRIPTION	QTY
4-776-42	Wireless rear camera	1



## WIRELESS REAR CAMERA

### Infrared rear mount wireless camera with microphone

- CMOS image sensor
- 18 infrared LEDs
- Protected to IP68
- 120m wireless range

 **Compatible with 0-775-39, 0-775-41 & 0-775-01 CCTV kits.**



PART NO.	DESCRIPTION	QTY
0-775-29	Wireless rear camera standard image	1

## WIRELESS SIDE CAMERA

### Infrared side mount wireless camera with microphone

- CMOS image sensor
- 12 infrared LEDs
- Protected to IP68
- 120m wireless range
- L 65.30 x W 75.90 x H 60mm

 **Compatible with 0-775-39, 0-775-41 & 0-775-01 CCTV kits.**



PART NO.	DESCRIPTION	QTY
0-775-63	Wireless side camera standard image	1

## WIRELESS 7" 4-CHANNEL MONITOR



### 7" Wireless TFT-LCD 4-channel monitor

- 7" QUAD wireless monitor
- 4 channels for up to 4 cameras
- 120m wireless range

 **Compatible with 0-775-29, 0-775-63 cameras.**

PART NO.	DESCRIPTION	QTY
0-775-02	Wireless 7" monitor	1

## WIRELESS 5" & 7" 2-CHANNEL MONITOR



### 5" or 7" wireless TFT-LCD 2-channel monitor

- 5" or 7" monitor screen
- 2 channels for up to 2 cameras

 **Compatible with 0-775-29, 0-775-63 cameras.**

PART NO.	DESCRIPTION	QTY
0-775-42	5" 2-channel monitor	1
0-775-40	7" 2-channel monitor	1

**1080P FHD WIRELESS REAR CAMERA**



**Infrared rear mount wireless camera with microphone**

- CMOS image sensor
- 11 infrared LEDs
- Protected to IP69K
- 100m wireless range

**Compatible with 4-776-07 & 4-776-08 monitors.**

**HD Camera**

PART NO.	DESCRIPTION	QTY
4-776-06	1080p FHD wireless camera	1

**AHD WIRELESS 7" 4-CHANNEL MONITOR**



**HD monitor**



**AHD 7" wireless TFT-LCD 4-channel monitor**

- 7" screen
- 1024 x 700px
- 4 channels for up to 4 cameras
- 100m wireless range

**Compatible with 4-776-06 CCTV camera.**

PART NO.	DESCRIPTION	QTY
4-776-08	7" monitor	1

**AHD WIRELESS 7" 4-CHANNEL MONITOR**



**HD monitor**



**AHD 7" wireless TFT-LCD 4-channel monitor**

- 7" mirror monitor
- 1024 x 700px
- Features guide lines
- 4 channels for up to 4 cameras
- 100m wireless range

**Compatible with 4-776-06 CCTV camera.**

PART NO.	DESCRIPTION	QTY
4-776-07	7" mirror monitor	1

**WIRELESS REAR CAMERA**



**Infrared rear mount wireless camera with microphone**

- CMOS image sensor
- 20 infrared LEDs
- Protected to IP68
- 120m wireless range

**Compatible with 0-775-59 and 0-775-61 CCTV kit.**

PART NO.	DESCRIPTION	QTY
0-775-60	Wireless rear camera standard image	1

**WIRELESS 7" 4-CHANNEL MONITOR WITH BUILT-IN DVR**



**7" Wireless TFT-LCD 4-channel monitor & receiver**

- 4-channel 7" QUAD wireless monitor
- Password protected & lock
- Protected to IP65
- Built-in DVR records footage onto a SD card, up to 128GB SD card (1 x 32GB included)
- As used in 0-775-59 and 0-775-61 CCTV kit

**Compatible with 0-775-60 camera.**

PART NO.	DESCRIPTION	QTY
0-775-58	Wireless 7" monitor DVR	1



CCTV KITS & VEHICLE SAFETY WIRELESS CAMERAS & BRACKETS

**WIRELESS AHD REVERSING CAMERA - CONNECTS TO YOUR PHONE**

**Sony IMX214 1/3" CMOS image sensor camera with WiFi**


- 1080p WiFi camera with audio
- Up to 15M WiFi coverage
- Protected to IP69K
- 11-LED Infrared light, vision up to 8 meters
- L 78 x W 64 x H 51mm
- E-Marked R10 EMC, CE & UKCA approved

**No monitor needed, connects straight to your mobile device via an App - for iOS and Android devices.**



**NEW**

PART NO.	DESCRIPTION	QTY
4-776-04	Wireless camera	1



Search Rear Camera (Android) Rear Cam (iOS)

**RECHARGEABLE WIRELESS MAGNETIC CAMERA**

**Wireless Li-ion magnetic reversing camera**

**Camera**

- 1/3" CCD image sensor
- 120° viewing angle
- 20-LED infrared light, vision up to 8 meters
- 8600mAh battery can last up to 8 hours
- Protected to IP69K
- Wireless transmission up to 100m
- L 108 x W 80 x H 117.3mm
- E-Marked R10 EMC, CE, UKCA

**Receiver**

- 4-channel
- Signal transmission distance 100m
- 4-PIN aviation plug
- 2.4W
- Protected to IP67/IP69K
- Vibration impact 10G

**Perfect for trailers.**



PART NO.	DESCRIPTION	QTY
0-774-80	Camera, transmitter & receiver	1
0-774-81	Receiver	1
0-774-82	Camera & transmitter	1

**Looking for a full kit solution? See page 28.**

**CCTV ACCESSORIES - BRACKETS**

**FAN BRACKETS**



**Detachable swivel fan bracket**

- Suitable for all monitors with 11mm slider bracket

PART NO.	QTY
4-776-97	1



**Fan bracket**

- 11mm slider
- Suitable for 4.3" - 9" monitors

PART NO.	QTY
4-776-98	1

**360° BRACKET**

**4-bolt dual 360° bracket for all monitors**



PART NO.	DESCRIPTION	QTY
0-774-99	Swivel bracket	1
4-774-99	with M6 mount	1 <b>NEW</b>

CCTV KITS & VEHICLE SAFETY CCTV ACCESSORIES CABLES

## CABLE

### SCREENED CCTV LEADS



PART NO.	DESCRIPTION	QTY
0-775-21	1m CCTV lead	1
0-775-22	2m CCTV lead	1
0-775-23	3m CCTV lead	1
0-775-25	5m CCTV lead	1
0-775-10	10m CCTV lead	1
0-775-14	15m CCTV lead	1
0-775-19	20m CCTV lead	1

### SUZI CABLE



**Suzi cable kit. Comprises:**

- 1 x Suzi cable 3.5m working length (0-776-96)
- 2 vehicle connectors (10m female end (0-776-94) & 0.3m male end for trailer (0-776-93))

PART NO.	DESCRIPTION	QTY
0-776-95	Complete kit	1
0-776-93	0.3 trailer socket (male)	1
0-776-94	10m tractor socket (female)	1
0-776-96	3.5m working length Suzi cable	1

### 3-CAMERA SUZI CABLE



**CCTV Heavy-duty retractable Suzi cable with connecting leads, 3.5m working length**

- Trailer socket end with 3 x male 4-pin connectors and truck end with 3 x female 4-pin connectors
- Protected to IP66
- Allows fitting of up to 3 cameras on a trailer through a single Suzi cable

PART NO.	DESCRIPTION	QTY
0-775-93	Complete kit	1
0-775-91	0.3m trailer socket (male)	1
0-775-92	0.3m tractor socket (female)	1
0-775-99	3.5m working length Suzi cable	1

### HEAVY-DUTY SUZI CABLE - SCREW FIT



PART NO.	DESCRIPTION	QTY
4-776-87	Complete kit	1
0-775-97	3.5m trailer socket (male)	1
0-775-98	10m tractor socket (female)	1
4-775-96	3.5m working length Suzi cable	1

### HEAVY-DUTY SUZI CABLE - PUSH FIT



PART NO.	DESCRIPTION	QTY
4-776-85	Complete kit	1
4-776-83	0.3m trailer socket (male)	1
4-776-84	10m tractor socket (female)	1
4-776-86	3m working length Suzi cable	1

CCTV KITS & VEHICLE SAFETY ACCESSORIES DVR ACCESSORIES & CCTV ADAPTORS

## DVR ACCESSORIES

### HARD DISK DRIVES

#### SATA 2.5" Hard Disk Drive

PART NO.	DESCRIPTION	QTY
0-776-79	1TB Hard Drive	1
0-776-82	2TB Hard Drive	1

### SSD DRIVES

#### 2.5" Solid State Drive SanDisk Ultra compatible with all Durite Hard Drive DVRs

PART NO.	DESCRIPTION	QTY
0-775-71	500GB SSD Drive	1
0-775-72	1TB SSD Drive	1

### SD CARDS

#### Class 10 micro SD card

PART NO.	DESCRIPTION	QTY
0-775-03	256GB	1
0-775-28	128GB	1
0-775-64	64GB	1
0-775-32	32GB	1

### DVR ADAPTORS

APPLICATION	ADAPTORS	PART NO.	QTY
DVR to monitor without power	Connector cable (female 4-pin to female 4-pin) 20cm	0-876-27	1
DVR to monitor with power	Connector cable (female 4-pin to female 4-pin) 20cm	0-876-25	1
DVR to camera	Connector cable (male 4-pin to female 4-pin) 28.5cm	0-774-90	1



### CCTV ADAPTORS

### OE CCTV ADAPTOR LEADS

IN-CAB INTEGRATED MONITORS	ADAPTORS	PART NO.	QTY
SCANIA/MAN trucks	male 4-pin to Fakra - 0.45m	0-775-74	1
DAF trucks	male 4-pin to RCA - 0.15m	0-775-73	1
VOLVO trucks	male 4-pin to FM4 FH4 - 0.15m	0-775-20	1



### CCTV HARD WIRE KIT



#### CCTV Hard Wire Kit with ATO, Micro & Low Profile Fuse Adaptors

- Power to CCTV/dash camera with no stray wires
- 3m of cable for hard wire installation
- 5A max current

PART NO.	DESCRIPTION	QTY
0-776-97	Hard wire kit	1

### VOLTAGE DROPPER



#### Voltage dropper to reduce monitor output from 24V to 12V camera

- Male 4-pin to female 4-pin
- 28.5cm

PART NO.	DESCRIPTION	QTY
0-774-90	Voltage dropper connector cable	1

## SPLITTER & SWITCHER

### Y PIECE SPLITTER CABLE



**Male 4-Pin Y Piece Splitter Cable to 2 Female 4-Pin Aviation**

- Camera output can be split to 2 devices
- 20cm length
- Screened cable

PART NO.	DESCRIPTION	QTY
0-775-84	Y piece splitter cable	1
0-775-81	1 x Non-DC output and 1 x DC output	1

## CCTV WIRELESS AERIALS

### CCTV WIRELESS AERIAL

**Replacement aerial for any wireless monitor or camera**



- Operation Frequency 2400~2483.5MHz
- 0-775-49 Long male SMA
- 4-775-97 Mid female SMA
- 4-775-98 Short female SMA

AERIAL FOR CAMERA	PART NO.	AERIAL FOR MONITOR	PART NO.
0-445-29	0-775-49	0-775-02	0-775-49
4-776-06	0-775-49	0-775-40	0-775-49
0-775-63	4-775-97	0-775-42	0-775-49
0-775-60	4-775-98	4-776-08	0-775-49
		4-776-07	0-775-49
		0-775-58	4-775-97
		0-776-58	4-775-97

## LED PANEL DISPLAY PANIC BUTTON

### LED PANIC BUTTON



The Durite LED Panel Display with Panic Button displays the recording status and malfunction alarm status of a Mobile Digital Video Recorder (MDVR). It has a low power consumption, high efficiency and can be easily installed.

- Panic alarm function to start recording
- Buzzer sounds to warn the driver in case of over speeding
- Sensor to auto adjust display brightness
- L 59.8 x W 50.8 x H 22.4mm
- E-Marked

PART NO.	DESCRIPTION	QTY
0-876-95	LED Panel display panic button	1
0-876-93	Adaptor cable	1

**⚠ Add 0-876-93 for compatibility with 0-876-01 & 0-876-04 DVRs.**

## TIMER RELAY & SWITCH

### TIMER CUT OFF RELAY & SWITCH



Cut Off Relay Module with Push Button Switch to silence the alarm for +/-4 minutes. Application: to be used with an external speaker during anti social hours 23:30 to 07:00.

- Max load: 10A
- 10G vibration rating
- Protected to IP68
- E-Marked R10 EMC, UKCA & CE approved

PART NO.	DESCRIPTION	QTY
0-876-81	Timer cut off relay & switch	1

## WARNING SIGNS

### LED BLIND SPOT CYCLE WARNING SIGN WITH EXCLAMATION MARK

Compact & highly visible flashing sign, warns cyclists the vehicle is about to turn.

- Suitable for 12V and 24V vehicles.
- Micro-controller allows for automatic shut-off when the hazard lights are in operation and also for reduced brightness at night.
- Tough polycarbonate frame with stainless steel backing and potted electronics to ensure long life in all conditions.
- Splash-proof
- Single M8 x 30mm Bolt for mounting. 140 x 140 x 20mm
- E-Marked R10

**NEW**



PART NO.	DESCRIPTION	QTY
0-870-61	3.6W LED cycle safety sign	1

### SELF-ADHESIVE VINYL SAFETY SIGNS

#### Blind spot take care

- Landscape 300 x 200mm
- Portrait 200 x 300mm

#### CCTV operating on this vehicle

- External - Large sign 150 x 110mm
- Internal - Small sign 60 x 80mm

PART NO.	DESCRIPTION	QTY
0-870-51	Landscape Blind spot - take care	1
0-870-50	Portrait Blind spot - take care	1
0-870-52	External CCTV operating on this vehicle	5
0-870-53	Internal CCTV operating on this vehicle	5



### FRENCH BLIND SPOT WARNING SIGN FOR HGVS OVER 3.5T

Durite French warning sign "Attention Angles Morts" translates to "Warning Blind Spots" to warn vulnerable road users in urban areas.

Since January 2021 HGVs over 3.5T operating in France must be fitted with 3 warning signs (right side, left side and rear of the vehicle) or could risk being fined €135.

The warning signs are used to show the blind spot zones to vulnerable road users in urban areas, highlighting the potential hazard and providing guidance to help mitigate the danger.

- 250 x 170mm Portrait
- Waterproof vinyl plastic & adhesive
- Vibrant colours to comply with the regulation
- Laminated for added protection & longer life

PART NO.	DESCRIPTION	QTY
0-870-54	French warning sign	1



# WHY DURITE CCTV KITS?

WHAT SHOULD YOU BE LOOKING FOR IN A KIT



## 1. MONITOR SIZE & NUMBER OF CHANNELS



Leisure customers might prefer a smaller 5" monitor whilst Truck drivers usually go for 7".

9" monitors are becoming increasingly popular as they are recommended by FORS.



## 2. APPLICATION - WIRED OR WIRELESS



Commonly commercial vehicles are fitted with a wired kit.

Wireless systems enable a driver to easily interchange trailers. Installation is also quicker since no cable is needed between cameras and monitor.



## 3. NUMBER OF TRIGGERS



**Do you want the monitor to automatically display a camera view?**

If the customer wants the monitor to automatically display the left camera when turning left and rear camera when reversing, the kit will need 2 triggers.

Sometimes CCTV kits come with 1 trigger only.

## 4. QUALITY OF THE DISPLAY



### Cameras & Monitor

Make sure the monitor is TFT-LCD. Together with CCD cameras or CMOS cameras with over 600TVL to get a good quality image.

Rear & side cameras should have infrared LEDs for night vision.

## 5. IP RATING



**Making sure your cameras are protected against the elements**

Go for IP68 as minimum for a fully water- and dustproof camera.

An IP69K rating means your camera will resist jet/pressure wash.



## 6. QUALITY ASSURANCE



### Warranty / Certification / Accreditation

Make sure your kit is E-Marked and look for extended warranty terms.

A 2-year warranty is often a gauge of quality.

FORS Associate Suppliers is a good starting point when selecting your supplier.

FOR THE FULL DURITE RANGE OF CCTV KITS, SEE PAGES 22-28

# 02

## LIGHTING



**ONE OF THE MOST  
VERSATILE LED  
LIGHTING RANGES ON  
THE MARKET.**

<b>WARNING LIGHTS .....</b>	<b>54</b>
<b>LIGHT BARS .....</b>	<b>62</b>
<b>BEACONS .....</b>	<b>66</b>
<b>WORK LAMPS .....</b>	<b>70</b>
<b>INTERIOR/EXTERIOR LAMPS .....</b>	<b>86</b>
<b>LABCRAFT .....</b>	<b>92</b>
<b>REAR COMBINATION LAMPS .....</b>	<b>95</b>
<b>SINGLE FUNCTION LIGHTS .....</b>	<b>104</b>
<b>MARKER LAMPS .....</b>	<b>106</b>
<b>NUMBER PLATE LAMPS .....</b>	<b>109</b>
<b>HEADLAMPS .....</b>	<b>110</b>
<b>REFLECTORS .....</b>	<b>111</b>
<b>BULBS, DISPENSERS &amp; BULB HOLDERS .....</b>	<b>112</b>

# WARNING LIGHTS

## LED WARNING LIGHTS

# R10 WARNING LIGHTS

GREAT VALUE - 12, 6 OR 4 LEDs



Amber



Amber & White



Red



Amber & Red



Approved



Dual voltage  
12/24V



Waterproof  
IP67

### ULTRA-HIGH INTENSITY

- 19 programmable flash sequences
- 0.5W LEDs
- CE, EMC R10 approved
- Protected to IP67



12 LEDs



6 LEDs



4 LEDs

PART NO.	DESCRIPTION	WATTS	QTY
0-441-74	12 LEDs Amber L 114 x W 43.4 x H 12.5mm	12 x 0.5W	1
0-441-70	6 LEDs Amber L 112.6 x W 28.3 x H 12.6mm	6 x 0.5W	1
0-441-75	6 LEDs Red L 112.6 x W 28.3 x H 12.6mm	6 x 0.5W	1
0-441-67	6 LEDs Amber/White L 112.6 x W 28.3 x H 12.6mm	6 x 0.5W	1
0-441-65	6 LEDs Amber/Red L 112.6 x W 28.3 x H 12.6mm	6 x 0.5W	1
0-441-72	4 LEDs Amber L 86 x W 33 x H 11mm	4 x 0.5W	1

## R65 LED FLUSH MOUNT WARNING LIGHTS

12/24V

IP67

R10

R65



- 1W OSRAM amber LEDs
- 19 flash patterns
- Protected to IP67
- CE, E-Marked ECE R10, R65

PART NO.	DESCRIPTION	QTY
0-441-76	18 LEDs L 130 x H 55mm	1
0-441-77	24 LEDs L 130 x H 65mm	1



**Works with**

Please see corresponding numbers for possible synchronisation. For example 0-441-40 and 0-441-07 can be used together.


1 2 3

# R65 WARNING LIGHTS

HIGH INTENSITY SLIMLINE - 6 OR 3 LEDs



6-LEDs



Amber

Blue

Red



White

Red & Amber



3 LEDs



**Top picks for EVs**

- 1 • Amber, Blue, Red or White
- 3W LEDs - 3 or 6
- 20 flash patterns



**Approved**



**Dual voltage**  
12/24V



**Waterproof**  
IP68

- Black aluminium housing
- Protected to IP68
- CE and EMC R10, R65 approved

PART NO.	DESCRIPTION			QTY
0-441-00	6 LEDs	Amber	W 113 x L 28.4 x D 9mm	1
0-441-02	6 LEDs	Blue	W 113 x L 28.4 x D 9mm	1
0-441-05	6 LEDs	Red	W 113 x L 28.4 x D 9mm	1
0-441-07*	6 LEDs	White	W 113 x L 28.4 x D 9mm	1
0-441-15	6 LEDs	Red/Amber	W 113 x L 28.4 x D 9mm	1
0-441-30	3 LEDs	Amber	W 75 x L 28.1 x D 10mm	1
0-441-32	3 LEDs	Blue	W 75 x L 28.1 x D 10mm	1
0-441-35	3 LEDs	Red	W 75 x L 28.1 x D 10mm	1

\*R10 only

## R65 LED HIGH INTENSITY WARNING LIGHTS

12/24V IP69K R10 R65

- 3W Amber LEDs - 3, 4 or 6-LED
- Up to 12 flash patterns
- Protected to IP69K
- E-Marked ECE R10, R65

PART NO.	DESCRIPTION	NO. FLASH PATTERNS	WATTS	QTY
0-441-63	3 LEDs L 83 x W 31 x H 14mm	8	3 x 3W	1
0-441-64	4 LEDs L 99 x W 31 x H 14mm	12	4 x 3W	1
0-441-66	6 LEDs L 131 x W 31 x H 14mm	12	6 x 3W	1



**Approved**



### SAE CLASS 1 LED SLIMLINE WARNING LIGHT



12/24V IP67 R10 R65

- 6 x 3W amber LEDs
- 29 programmable flash patterns
- Protected to IP67
- L 120.6 x W 32.2 x H 14.3mm
- CE, E-Marked ECE R10, R65 Class 1, SAE Class 1



29 flash patterns



PART NO.	DESCRIPTION	QTY
0-441-80	6-LED amber warning light	1

### SAE CLASS 1 6-LED AMBER LOW PROFILE WARNING LIGHT



12/24V IP67 R65 R10

- Ultra high intensity 6 x 3W LEDs flush warning light
- 10 programmable flash sequences
- CE, ECE R65 Class 1, EMC R10, SAE Class 1
- L 120 x W 32 x H 14.4mm



Approved



PART NO.	DESCRIPTION	QTY
0-441-50	Amber low profile warning lamp	1

### SAE CLASS 2 12-LED AMBER WARNING LIGHT



12/24V IP69K R65 R10

- 12 x 3W amber LEDs
- 19 flash patterns
- CE, E-Marked R10 EMC, R65 Class 2
- L 108 x W 36 x H 11.9mm



IP69K



Class 2



PART NO.	DESCRIPTION	QTY
0-441-20	12-LED Amber warning light	1

### R65 12-LED AMBER WARNING LIGHT



12/24V IP67 R65 R10

- 12-LED warning light
- 10 programmable flash sequences
- CE, ECE R65 and EMC R10.05
- L 114 x W 44 x H 24mm



Approved



PART NO.	DESCRIPTION	QTY
0-441-12	5W amber warning lamp	1



## LOOKING FOR A BLUETOOTH CONTROL BOX FOR WARNING LIGHTS, DRIVING LIGHTS & WORK LIGHTS?

See page 61.



### R65 CLASS 1 & CLASS 2 LED WARNING LIGHTS

12/24V IP69K R10 R65

- 1W Amber LEDs
- 11 flash patterns
- Protected to IP67/IP69K
- E-Marked R10, ECE R65, CE, UKCA

PART NO.		DESCRIPTION		QTY
0-441-81	6-LEDs	L 82.7 x W 35.7 x H 15.5mm	Class 1	1
0-441-82	8-LEDs	L 97.7 x W 35.7 x H 15.5mm	Class 1	1
0-441-83	12-LEDs	L 127.7 x W 35.7 x H 15.5mm	Class 2	1



Class 2



IP69K



### R65 CLASS 2 LED AMBER SLIMLINE WARNING LIGHTS - 12W

12/24V IP67 R10 R65

- 4 x 3W LEDs
- 10 flash patterns
- Protected to IP67
- 300mm fly lead
- E-Marked R10, R65 Class 2, CE, UKCA

PART NO.		DESCRIPTION	QTY
0-441-13	Rectangle	L 76 x W 15 x H 54mm	1
0-441-14	Oval	L 76 x W 15 x H 62mm	1



Approved



### R65 CLASS 2 DASH MOUNTED AMBER WARNING LIGHT

12/24V IP67 R10 R65

- 6 x 4W Amber LEDs
- Suction cup with swivel bracket
- Protected to IP67
- 3m cable to cigarette lighter plug
- L 142.3 x W 96.5 x H 40.3mm
- E-Marked R10, R65 Class 2, CE, UKCA

PART NO.	DESCRIPTION	QTY
0-441-69	Dash mounted warning light	1



Class 2



20 flash patterns

### R65 CLASS 2 LED WARNING LIGHTS

12/24V IP69K R10 R65

- 1W Amber LED's
- Protected to IP67/IP69K
- E-Marked ECE R65 Class 2, EMC R10, UKCA & CE approved

PART NO.		DESCRIPTION	QTY
0-442-56	12-LEDs	L 125 x H 53 x D 14mm	1
0-442-57	18-LEDs	L 125 x H 71 x D 14mm	1
0-442-58	24-LEDs	L 125 x H 89 x D 14mm	1



**NEW**



Class 2



11 flash patterns

LIGHTING WARNING LIGHTS

**R65 ULTRA SLIM AMBER LED WARNING LIGHT**



🔧 Supplied with 3 mounting options.

12/24V IP69K R10 R65

- 6 x 3W amber LEDs
- 7 flash patterns and can be synchronised
- Protected to IP69K
- Polycarbonate lens and aluminium housing
- L 118 x W 13.4 x H 13.4mm
- E-Marked R65 (Class 2), R10 EMC, RoHS, CE, UKCA & CAP 168 ICAO approved



Class 2



Bright & durable



Top pick for EVs

PART NO.	DESCRIPTION	QTY
0-441-90	Ultra slim LED warning light	1

**R65 32" THIN WARNING LAMP BAR**



12/24V IP65 R10 R65

- 30 x 1W amber LEDs
- 10 flash patterns
- Protected to IP65
- L 850 x W 49.8 x H 55.5mm
- E-Marked R10, R65, RoHS, CE and UKCA approved

PART NO.	DESCRIPTION	QTY
0-441-68	Slim LED warning light bar	1



Approved

**R65 CLASS 2 HIGH INTENSITY WARNING LAMP**

**NEW**



12/24V IP69K R10 R65

- 1W x 27 amber LEDs
- 11 flash patterns
- Protected to IP69K
- 3 mounting options; L-bracket, bottom bracket or surface mount
- PC Lens and aluminium base
- L 110 x H 29 x D 44mm
- E-Marked ECE R65 Class 2, EMC R10, UKCA & CE approved



3 mount options



Class 2



Approved



PART NO.	DESCRIPTION	QTY
0-441-59	High intensity work lamp	1



**LOOKING FOR A COMBINED WARNING LIGHT WORK LAMP?**

See page 76.



## 25W R65 WARNING LAMP WITH SCENE LIGHT



Approved

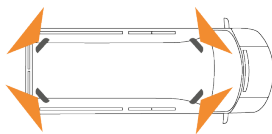
12-24V IP67 R65 R10

- 9 amber & 3 white LEDs
- 13 flash patterns
- E-Marked R65 & R10 EMC
- L 170 x W 70.5 x H 81.5mm



PART NO.	DESCRIPTION	QTY
0-441-62	12-LED Amber warning light	1

## R65 LED CORNER WARNING LIGHT



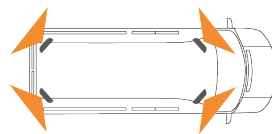
360° Coverage with 4

12/24V IP67 R65 R10

- 44 x 0.5W amber LEDs
- 36 flash patterns
- E-Marked R65 & R10 EMC
- L 192 x W 80 x H 55mm

PART NO.	DESCRIPTION	QTY
0-441-61	LED corner warning light	1

## R65 LED CORNER WARNING LIGHT



360° Coverage with 4

12/24V IP67 R10 R65

- 5 x 3W amber SMD LEDs
- 10 flash patterns
- 120° horizontal light output
- L 176.8 x W 40.8 x D 55.6mm
- CE, E-Marked ECE R10, R65

PART NO.	DESCRIPTION	QTY
0-441-60	LED corner warning light	1

## R65 WARNING LAMP WITH NPL



12/24V IP67 R10 R65

- 12 x 3W amber LEDs
- 3 x 0.5W white LEDs
- 36 flash patterns
- L 133 x W 36 x H 38mm
- CE, E-Marked R10, R65, R4

PART NO.	DESCRIPTION	QTY
0-441-85	Amber warning light with NPL	1

## DUAL FUNCTION LED R65 WARNING LAMPS

10-30V IP67 R10 R65

- 6 x 3W warning LED
- 20 safety function LEDs
- 10 flash patterns
- CE, E-Marked ECE R10, R65

PART NO.	DESCRIPTION	QTY
0-441-55	Warning lamp with Stop/Tail	1
0-441-56	Warning lamp with Direction Indicator	1
0-441-57	Warning Lamp with Side Marker	1
0-441-58	Warning Lamp with DRL	1



Warning & DRL



Side Marker or DI



Stop/Tail & Warning



Stop/Tail

**Works with**

Please see corresponding numbers for possible synchronisation.  
For example 0-441-40 and 0-441-07 can be used together.



### HIGH INTENSITY LED 12/24V WARNING LIGHTS

LED 12/24V

- Chrome bezel
- 2-bolt fixing
- CE and ECE approved

Available with 3 LEDs  
Vertical - L 29 x W 41 x H 98mm  
Horizontal - L 98 x W 41 x H 29mm

Available with 4 LEDs  
Vertical - L 29 x W 41 x H 118mm  
Horizontal - L 118 x W 41 x H 29mm



	2		3		QTY
	VERTICAL		HORIZONTAL		
	3 LEDs	4 LEDs	3 LEDs	4 LEDs	
<b>AMBER</b>	0-442-30	0-442-40	0-442-10	0-442-20	1
<b>WHITE</b>	-	-	0-442-07	0-442-17	1
<b>RED</b>	-	-	0-442-05	0-442-15	1
<b>BLUE</b>	-	-	0-442-02	0-442-12	1
<b>GREEN</b>	-	-	0-442-04	-	1
Black plastic bezel	0-442-93	0-442-94	0-442-93	0-442-94	1
Black rubber through panel mount	0-442-98	0-442-99	0-442-98	0-442-99	1

### R65 12/24V HORIZONTAL LED WARNING LIGHTS

LED 12/24V IPX8 R65



- Amber LEDs
- 12/24V
- Black aluminium housing
- R65 and ECE approved
- Protected to IPX8

PART NO.	DESCRIPTION	QTY
0-442-11	3 LEDs. 12 flash patterns. L 98 x W 41 x H 29mm	1 <b>2</b>
0-442-21	4 LEDs. 19 flash patterns. L 119 x W 41 x H 31mm	1 <b>3</b>

### HEAVY-DUTY R10 TAIL LIFT LAMP



LED IP67

- Ultra robust amber tail lift lamp
- 9-SMD LEDs per unit
- 18 flash patterns
- Protected to IP67
- E-Marked R10, R6 & R91

PART NO.	DESCRIPTION	QTY
0-170-45	Amber tail lift lamp	1

### R65 LED WARNING LIGHT



LED 12/24V

IP67 R65

- 8.5W max
- 10 programmable flash patterns
- Polycarbonate lens with aluminium alloy housing
- Bracket or surface mounting
- CE, E-Marked, ECE R65 approved
- Protected to IP67
- 400mm flying leads
- L 74 x W 74 x D 41.02mm

PART NO.	DESCRIPTION	QTY
0-442-00	12-LED amber work lamp	1

**Works with**  
 Please see corresponding numbers for possible synchronisation.  
 For example 0-441-40 and 0-441-07 can be used together.

1 2 3

### LED RECHARGEABLE WARNING FLARES

LED IP67

- 16 SMD LEDs per unit
- Up to 60 hours burn time
- 9 flash patterns
- Protected to IP67
- Strong magnetic base

AMBER	DESCRIPTION	QTY
0-446-60	6-LED warning flares in battery charging case	1
0-446-61	1-LED warning flare supplied with charger	1
0-446-88	230V Euro battery charger	1
0-446-89	230V UK battery charger	1



### R10 6-LED AMBER WARNING LIGHT

12/24V IP67 R10

- 6 x 3W Amber LEDs
- 6 flash patterns: single; 67, 119, 208 & 375 FPM, double and quad flash
- Waterproof IP67
- ADC12 aluminium housing, PC lens & reflector
- L 143.50 x W 38.50 x H 95.50mm
- E-Marked R10, UKCA

PART NO.	DESCRIPTION	QTY
0-442-29	Amber warning light	1



6 flash patterns

1.8 meter flying lead.

### R65 36MM LED WARNING LIGHT

LED IP67 R65 R10

- 10-30V
- Round warning lamp
- 4 x 3W 3535 LEDs
- 36 flash patterns
- Protected to IP67
- E-Marked R65, R10 EMC
- Ø 36mm

PART NO.	DESCRIPTION	QTY
0-441-41	36mm Amber	1



### R65 25MM LED WARNING LIGHT

1  Top pick for EVs

LED 12/24V IP68 R65

- 12/24V
- 3 x 3W LEDs
- CE, E-Marked ECE R65 Class 1, SAE Class 1 approved
- Protected to IP68
- 20 selectable flash patterns
- Black aluminium housing



PART NO.	DESCRIPTION	QTY
0-441-40	25mm Amber	1



### WIRELESS CONTROL BOX

IP67

- Input 10-30V, 20A max
- 6 port outputs, 250W per port
- 50m control transmission distance
- Protected against overload
- On/off, high/low beam and pattern control
- Protected to IP67
- E-Marked R10 EMC, CE, UKCA

For Durite warning, driving & work lights.



PART NO.	DESCRIPTION	QTY
0-443-96	Control box	1

# LIGHT BARS

## LED LIGHT BARS

# R65 AMBER LIGHT BARS


## WITH 1-BOLT, 4-BOLT OR MAGNETIC MOUNT

- Approved**
- Dual voltage**  
12/24V
- Waterproof**  
IP67
- Warranty**  
3 year

### COMPACT & POWERFUL

- 10 programmable flash patterns, including double
- E-Marked, ECE R65 and ECE R10 approved
- Supplied with flying leads and carbon steel mounting brackets (4m cable & cigarette plug - magnetic)
- Robust UV resistant polycarbonate lens
- SMD LEDs

PART NO.	SIZE	DESCRIPTION	LEDS	WATTS	QTY
0-443-46	1ft (286mm)	1-Bolt	Amber	40 x 1W	40W max 1
0-443-44	1ft (286mm)	4-Bolt	Amber	40 x 1W	40W max 1
0-443-85	1ft (345mm)	Magnetic	Amber	40 x 1W	40W max 1
0-443-40	2ft (760mm)	4-Bolt	Amber	104 x 0.5W	52W max 1
0-443-41	3ft (980mm)	4-Bolt	Amber	128 x 0.5W	64W max 1
0-443-42	4ft (1200mm)	4-Bolt	Amber	152 x 0.5W	76W max 1
0-443-43	5ft (1420mm)	4-Bolt	Amber	176 x 0.5W	88W max 1



1ft, 2ft, 3ft, 4ft & 5ft

---

360° bright light output



### 1FT RECHARGEABLE MAGNETIC LIGHT BAR



- 12/24V
- IP66
- R10
- R65

- 1ft (278mm) rechargeable light bar
- Magnetic base
- 20 x 3W Amber LEDs (60W max)
- Remote control
- 7.4V 6600mAh Li-ion battery
- E-Marked R10 approved
- 10 flash patterns
- L 278 x W 164 x H 57mm
- Waterproof - IP66

Achieve R65 when plugged in.

- Rechargeable
- Approved



Top pick for EVs

PART NO.	DESCRIPTION	QTY
0-443-04	Magnetic mount	1
0-443-97	Cigarette lighter plug charger	1



LIGHTING LIGHT BARS LED LIGHT BARS

### R65 AMBER LED LIGHT BARS

12/24V IP65 R65 R10



Approved



Top pick for EVs



- 1ft (280mm) amber LED light bars
- 10 flash patterns
- 24 x 3W LEDs (72W max)
- Waterproof to IP65
- Supplied with 4m cable and switch (cigarette plug for magnetic)
- E-Marked R65, R10 EMC approved

PART NO.	DESCRIPTION	QTY
0-443-01	Single bolt light bar	1
0-443-02	Magnetic base light bar	1

### R65 AMBER MINI LED LIGHT BARS

12/24V IP65

R65 R10



Approved



Mini 0.75ft



Top pick for EVs



- 0.75ft (260mm) amber LED light bars
- 10 flash patterns
- 30 x 3W LEDs (90W max)
- Waterproof to IP65
- Supplied with 4m cable and switch (cigarette plug for magnetic)
- E-Marked R65, R10 EMC approved

PART NO.	DESCRIPTION	QTY
0-443-17	Single bolt light bar	1
0-443-18	Magnetic base light bar	1

### R65 1FT (390MM) AMBER LENS LIGHT BARS

12/24V IP65

R10 R65



Approved

- 36 LEDs (48W max)
- Single, double & rotating flash
- Supplied with 4m cable (cigarette plug for magnetic)
- E-Marked R10, R65 & CAP168 approved
- L 390 x W 183 x H 121mm



PART NO.	DESCRIPTION	QTY
0-443-81	Single bolt	1
0-443-82	Magnetic mount	1

### R65 AMBER LENS 4-BOLT LED LIGHT BARS

12/24V IP67 R65 R10



Approved

- 10 programmable flash patterns, including double
- E-Marked, ECE R65 and ECE R10 approved
- Supplied with flying leads & mounting brackets
- Robust UV resistant polycarbonate amber lens



PART NO.	SIZE	SMD LEDs	WATTS	QTY
0-443-48	2ft (760mm)	104 x 0.5W	52W max	1
0-443-49	4ft (1200mm)	152 x 0.5W	76W max	1

### R65 2FT & 4FT SLIM LED LIGHT BARS

12/24V IP69K R10 R65



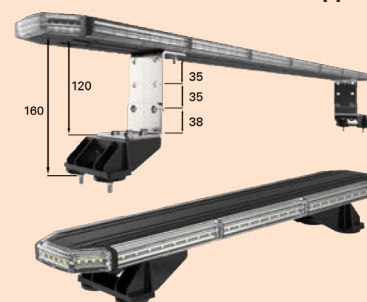
Class 2



Approved

- 19 flash patterns
- Protected to IP67/IP69K
- Supplied with 1000mm flying leads
- 13mm thick robust polycarbonate lens
- E-Marked, ECE R65 Class 1, Class 2, ECE R10 approved & CE, UKCA approved

PART NO.	SIZE	LEDS	WATTS	FUNCTIONS	QTY
0-443-26	2ft (572mm)	92 LEDs	180W	-	1
0-443-27	4ft (1027mm)	156 LEDs	244W	-	1
0-443-28	4ft (1027mm)	156 LEDs	244W	Stop/Tail/DI/Reverse	1
0-443-89	Adjustable Riser Kit. Up to 120mm				1



NEW

NEW

LIGHTING LIGHT BARS LED LIGHT BARS

**R10 AMBER LIGHT BAR**



12/24V IP67 R10 **Approved**

- 1FT (305mm)
- 72 amber LEDs
- Max power 36W
- 10 flash patterns
- E-Marked ECE R10 EMC approved
- Waterproof to IP67



PART NO.	DESCRIPTION	QTY
0-443-37	Magnetic mount	1

**R10, R6, R7 LED LIGHT BAR WITH STOP/TAIL/DI**

LED 12/24V IP67 R10 R6 R7



**Robust design**



**Approved**



- 12/24V amber LED light bar with stop / tail / direction indicator function
- 4ft (1200mm), 4-bolt mount
- 136 SMD LEDs, 76W
- Protected to IP67
- 10 flash patterns
- Aluminium Chassis with PC Lens
- ECE R10 EMC, R6 and R7 approved



PART NO.	DESCRIPTION	QTY
0-443-51	4ft Stop/Tail/DI amber light bar	1

**R10, R65, R148 LED LIGHT BAR WITH STOP/TAIL/DI & DYNAMIC SWITCH PANEL**



**Approved**



**Class 2**



LED 12/24V IP65 R10 R65 R148

- 12/24V amber LED light bar with stop / tail / direction indicator function
- 4ft (1212mm), 4-bolt mount
- 20 flash patterns
- 256 SMD LEDs, 58W
- Protected to IP65
- ECE R10 & R65 Class 2, R148, UKCA, CE approved
- Touchscreen control panel - real time active area/function shown



PART NO.	DESCRIPTION	QTY
0-443-53	4ft Stop/Tail/DI amber light bar	1

**R65 PREMIUM LED LIGHT BARS**

12/24V IP65 R10 R65



**Robust design**



**Warranty 3 year**



**Approved**

- 19 programmable flash patterns, including double
- 1W LED with 4D reflectors for maximum 360° light output
- 126W max power
- 4-bolt fixing
- Protected to IP65
- E-Marked, ECE R65 and ECE R10 approved
- Supplied with flying leads
- Robust 3mm thick polycarbonate lens

PART NO.	DESCRIPTION	LEDS	WATTS	QTY
0-443-31	1ft (356mm)	Amber 36 x 1W	36W max	1
0-443-32	2ft (743mm)	Amber 72 x 1W	72W max	1
0-443-34	4ft (1183mm)	Amber 108 x 1W	108W max	1
0-443-33	5ft (1403mm)	Amber 126 x 1W	126W max	1



**3mm thick industrial lens withstands shocks**

LIGHTING LIGHT BARS LED LIGHT BARS

R65 12/24V AMBER LED LIGHT BARS



LED 12/24V IP65 R65

- L 297 x W 175 x H 53mm
- Amber 20 x 3W LEDs
- ECE and R65 approved
- 3 flash patterns; single, double and rotating
- Protected to IP65

PART NO.	DESCRIPTION	QTY
0-443-60	Single bolt light bar	1
0-443-65	Magnetic light bar	1

12-48V LED LIGHT BARS



LED 12-48V

- 65 flashes per minute
- ECE and EMC approved
- 2 x 12-LED heads
- L 410 x W 205 x H 122mm

PART NO.	DESCRIPTION	QTY
0-443-70	2-bolt LED light bar	1
0-443-75	Magnetic LED light bar	1

R65 ROTATING LIGHT BARS

R65 12/24V ROTATING LIGHT BAR



12/24V R65

- Mirrored reflector
- 160 ± 30 RPM
- L 395 x W 208 x H 148mm
- Amber lens
- Supplied without H1 bulbs
- ECE R65 and CE approved

PART NO.	DESCRIPTION	QTY
0-443-00	2-bolt fixing 12/24V light bar	1

R65 12/24V ROTATING LIGHT BAR



12/24V R65

- Mirrored reflector and amber lenses
- ECE R65 and CE approved
- 160 ± 30 RPM
- Illuminated centre section white to front and red to rear
- Supplied without bulbs
- L 1200 x W 210 x H 140mm

PART NO.	DESCRIPTION	QTY
0-443-12	1.2m light bar	1
1-443-92	Replacement lens	1

SWITCH PANEL

- 10-30V
- 15A at 12V / 10A at 24V
- Protected to IP64
- 18AWG 5 core cable
- 1.2M cable
- L 188.3 x W 108 x H 58mm
- CE & UKCA approved

PART NO.	DESCRIPTION	QTY
0-443-98	Light bar switch panel	1



Works with all Durite lights with adjustable flash patterns.

# BEACONS

## LED BEACONS

# R10 LED BEACONS

IN AMBER & GREEN WITH SINGLE BOLT, 3-BOLT, FLEXI-DIN OR MAGNETIC BASE



Approved



Dual voltage  
12/24V



Waterproof  
& dust-resistant

- 9W max, 40 LEDs
- Amber, green or purple polycarbonate lens
- Multifunction double, six & rotating flash
- Current draw 0.75A @ 12VDC
- CE, ECE EMC R10
- Protected to IP55

“ Multifunction Amber & Green LED beacons. ”



Single bolt, 3-bolt, flexi-DIN or magnetic base



3 flash patterns

DESCRIPTION	AMBER	GREEN	QTY
	PART NO.	PART NO.	
Single bolt. H195mm x Ø128mm	0-445-06	4-445-06	1
3-bolt. H155mm x Ø140mm	0-445-08	4-445-08	1
Flexi-DIN. H250mm x Ø128mm	0-445-24	4-445-24	1
Magnetic base. H170mm x Ø140mm	0-445-60	4-445-60	1
Coloured lens	4-445-98	4-445-96	1
Purple lens	0-445-88		1

## R65 THREE BOLT LED BEACON



LED IP65 R65 R10

- 24 x 3W LEDs
- 3 flash patterns - single, double and rotating flash
- Protected to IP65
- E-Marked R65, R10 EMC
- Ø140 x H 190mm

PART NO.	DESCRIPTION	QTY
0-445-27	Three bolt LED	1
4-445-95	Amber replacement lens	1

## R65 SINGLE BOLT CLEAR LENS LED BEACON



LED 12/24V IP56 R65

- 24 x 3W amber LEDs
- 3 flash patterns
- Protected to IP56
- Ø128 x H 230mm
- ECE R65, ECE R10 and CE approved

PART NO.	DESCRIPTION	QTY
0-445-26	Clear lens single bolt beacon	1
4-445-97	Clear replacement lens	1

### 12/24V R65 LED BEACONS

LED IP56 R65 R10

- Single flash, double flash, rotating
- 45 SMD LEDs
- Protected to IP56
- E-Marked, ECE R10, ECE R65 and CE approved



Top picks for EVs

PART NO.	DESCRIPTION	QTY
0-444-41	Single bolt. H 165 x Ø128mm	1
0-444-43	3-bolt. H 125 x Ø 140mm	1
0-444-59	Flexi-DIN. H 210 x W Ø128mm	1
0-444-85	Magnetic base. H 135 x Ø140mm	1



R65 R10 R65 & R10 approved

### RECHARGEABLE LED BEACON



Approved

LED IP56 R65 R10

- Rotating flash 125RPM
- 7.4V 2000mA Li-Ion battery
- Magnetic mount with suction cup
- Supplied with UK 230V charger and 12V cigarette lighter plug
- Protected to IP56
- E-Marked R65, R10 EMC



Portable & rechargeable.

PART NO.	DESCRIPTION	QTY
0-445-15	Magnetic base	1

### ULTRA LOW PROFILE BEACON



Top pick for EVs

12/24V IP65 R65 R10

- Ultra low magnetic beacon
- 14 x 3W amber LEDs
- Supplied with 3.8m cable & cigarette lighter plug
- 13 flash patterns
- Protected to IP65
- H 73 x W Ø163mm
- E-Marked R65, R10 EMC



PART NO.	DESCRIPTION	QTY
0-445-10	Magnetic base	1

### REMOTE CONTROLLED RECHARGEABLE LED BEACON



Top pick for EVs

LED IP65 R65 R10

- 12 x 3W LEDs
- Wireless control distance of up to 25m
- 3 flash patterns - single, double and rotating flash
- 7.4V 5200mAh Li-ion battery
- Supplied with UK 230V charger and 12V cigarette lighter plug
- Magnetic base
- Protected to IP65
- E-Marked R65, R10 EMC
- Ø130 x H 80mm



PART NO.	DESCRIPTION	QTY
0-445-14	Magnetic base	1

### LOW PROFILE BEACONS



Top pick for EVs

LED IP65 R65 R10

- 10-30V
- 45 x 0.45W 2835 SMD amber LEDs
- Low profile
- 3 flash patterns - rotating, dual flashing, sextuple
- Protected to IP65
- E-Marked R65 & R10



	SINGLE BOLT	FLEXI-DIN	QTY
Low profile beacon	0-445-36	0-445-54	1
Replacement Lens	0-445-84		1 <b>NEW</b>

LIGHTING BEACONS LED BEACONS

DUAL COLOURED LED BEACON WITH SEAT BELT KIT



LED 12/24V IP66 R10

- 20W dual coloured LED beacon
- Single, dual & rotating flash patterns
- Protected to IP66
- E-Marked R10 EMC, ECE R16 seat belt, UKCA, CE approved

PART NO.	DESCRIPTION	QTY
0-445-50	Beacon & seat belt kit	1
0-445-51	Single bolt beacon	1
0-445-52	Seat belt kit	1

R10 DUAL COLOURED LED BEACONS



LED 12/24V IP65 R10

- 20W amber & green LED beacon
- Single, double & rotating flash patterns
- Amber only, green only or alternate green/amber flash
- Protected to IP65
- E-Marked R10, RoHS, UKCA, CE approved

	FLEXI-DIN	SINGLE BOLT	QTY
Dual coloured	0-445-59	0-445-41	1

R65 MINI AMBER 3-BOLT LED BEACON



Top pick for EVs

LED 12/24V IP66 R65



Ø96mm.

- 15W, 10-30V
- Single & double flash patterns
- Protected to IP66
- Polycarbonate lens & aluminium base
- 400mm flying lead
- Ø96 x H 65mm
- E-Marked R10 & R65, CE & UKCA approved

PART NO.	DESCRIPTION	QTY
0-445-30	Mini amber beacon	1

R10 2-BOLT LED BEACON

LED 12/24V IP67 R10



10-110V.

- 16W, 10-110V
- 0.5W x 32 LEDs
- Single, double & quad flash patterns
- Protected to IP67
- Polycarbonate lens
- Ø73 x W 112 x H 117mm
- E-Marked R10, CE, RoHS & UKCA approved

PART NO.	DESCRIPTION	QTY
0-445-78	R10 LED beacon	1

R65 SINGLE BOLT LED BEACON



LED 12/24V IP56 R65

- 132 single flashes per minute
- Protected to IP56
- Ø128 x H 200mm
- ECE R65, ECE R10 and CE approved

PART NO.	DESCRIPTION	QTY
0-445-16	R65 LED beacon	1
0-445-99	Replacement lens	1

12/24V JUMBO 3-BOLT LED BEACON



LED 12/24V IP66 R65

- 3-bolt, amber lens
- 3W x 8 LEDs
- 15 flash patterns
- Single flash 120FPM
- Protected to IP66
- Ø163 x H 167.6mm
- EMC, ECE R65 and CE approved

PART NO.	DESCRIPTION	QTY
0-445-95	Jumbo beacon	1
0-445-94	Replacement lens	1

### 12-80V MINI LED BEACON

LED 12-80V IP65

- 12-80V
- Double flash rate
- Protected to IP65
- 2-bolt fixing
- CE approved



**✂ Ideal for warehouses, forklifts and work equipment.**

PART NO.	DESCRIPTION	QTY
0-445-77	Mini LED beacon	1

### 12-110V LOW PROFILE LED BEACONS

LED 12-110V

- 5 high intensity LEDs
- CE approved
- 45 quad flashes per minute
- L 130 x W 130 x H 95mm



**✂ 12-110V.**

PART NO.	DESCRIPTION	QTY
0-445-85	3-bolt low profile LED beacon	1
0-445-86	Magnetic low profile LED beacon with 6 LEDs	1
0-445-97	Replacement amber lens for 0-445-85 / 0-445-86	1

## R65 ROTATING BEACONS

### R65 BULB ROTATING BEACONS

12/24V R65

- Supplied without H1 bulb
- EMC, ECE R65 and CE approved
- 160 ± 30 RPM
- Amber lens



PART NO.	DESCRIPTION	QTY
0-444-01	Single bolt, H 156 x Ø131mm	1
0-444-03	3-bolt, H 143 x Ø153mm	1
0-444-19	Flexi-DIN, H 214 x Ø134mm	1
0-444-55	Magnetic (50mph), H 150 x Ø166mm	1
0-444-93	Replacement red lens	1

### R65 ROTATING BEACONS

12/24V IP56 R65

- H1 55W / H1 70W
- 160 single flashes per minute
- Protected to IP56
- ECE R65, ECE R10 and CE approved



PART NO.	DESCRIPTION	QTY
0-444-75	R65 magnetic rotating beacon	1
0-444-39	R65 flexi-DIN rotating beacon	1
0-444-99	Replacement amber lens	1

## FLASHING BEACONS & DIN SPIGOTS

### R65 12/24V FLASHING BEACON

12/24V



- EMC, CE and CAP168 ICAO approved
- 70 single flashes per minute
- Supplied without SCC bulb

PART NO.	DESCRIPTION	QTY
0-445-01	Single Bolt	1

### DIN SPIGOTS

Vertical, Horizontal or Rotatable DIN spigot for spigot mount beacons



PART NO.	DESCRIPTION	QTY
0-445-19	Vertical DIN spigot or through mounting	1
0-445-20	Horizontal DIN spigot mounting	1
0-445-21	Rotatable DIN spigot vertical mounting	1

# WORK LAMPS

## LED WORK LAMPS

### GREAT VALUE WORK LAMPS



🔧 1000 Lumens.   🔧 1300 Lumens.   🔧 1800 Lumens.   🔧 1800 Lumens.



Top picks for EVs



Waterproof



Can be used with STAND11



Great Value LED Work Lamps

LED IP67 12/24V

- A robust 12/24V LED work lamp
- Black powder coated die cast aluminium case
- Polycarbonate lens
- Protected to IP67

	PART NO.	DESCRIPTION	LUMENS	WATTS	QTY
	0-420-44	Square L 135 x W 108 x D 40mm	1000Lm	5 x 3W	1
	0-420-45	Round L 136 x W 114 x D 43mm	1300Lm	6 x 3W	1
	0-420-46	Square L 135 x W 108 x D 40mm	1800Lm	9 x 3W	1
	0-420-47	Round L 136 x W 114 x D 43mm	1800Lm	9 x 3W	1

### EXTRA POWERFUL 54W COB LED WORK LAMPS



LED 4500LM IP69K 10-30V

- 9 x 6W COB LEDs
- 10-30VDC
- Colour temperature 5000 - 6500K
- Protected to IP69K
- ECE R10 approved
- Aluminium housing, PC lens



Approved



Super Bright

PART NO.	DESCRIPTION	QTY
0-420-86	Square work lamp. L 109 x W 57 x H 135mm	1
0-420-87	Round work lamp. L 116 x W 65 x H 136mm	1



Powerful

### 2500 LUMENS WORK LAMPS



LED IP67 10-30V

- Protected to IP67
- Black powder coated die cast aluminium case and polycarbonate lens

PART NO.	DESCRIPTION	LUMENS	QTY
0-420-34	Square. 30 x 1W LEDs L 111 x W 34.8 x H 136.5mm	2500Lm	1
0-420-04	Same as above. With toggle switch	2500Lm	1
0-420-35	Round. 24 x 1W LEDs Ø 114 x D 39.3mm	2150Lm	1

🔧 Switch option.



# COMPACT WORK LAMPS

“  
Small, Compact  
& Powerful  
”



MINI | FLOOD OR SPOT | 800 LUMENS



Dual voltage  
12/24V



Approved



Waterproof  
& dust-resistant

- 10W LEDs
- Protected to IP68
- Black powder coated die cast aluminium with polycarbonate lens and stainless steel swivel bracket
- With or without built-in 2-PIN DT connector
- CE, E-Marked R10



DT connector



DT connector



DT connector

RECTANGULAR | UP TO 2400 LUMENS

✂ Use DT connector 0-011-42.

ROUND | 2000 LUMENS

SQUARE | 3200 LUMENS

✂ Use DT connector 0-011-42.

PART NO.	DESCRIPTION				LUMENS	WATTS	DT CONNECTOR	QTY
0-420-22	Square	Flood	Single bolt	L 53 x W 49.5 x H 84.2mm	800Lm	1 x 10W	-	1
0-420-23	Square	Spot	Single bolt	L 53 x W 49.5 x H 84.2mm	800Lm	1 x 10W	-	1
0-420-24	Round	Flood	Single bolt	L 57 x W 58 x H 87mm	800Lm	1 x 10W	-	1
0-420-25	Round	Spot	Single bolt	L 57 x W 58 x H 87mm	800Lm	1 x 10W	-	1
0-420-26	Rectangle	Flood	Single bolt	L 86 x W 51 x H 78.9mm	1600Lm	2 x 10W	2-PIN	1
0-420-27	Rectangle	Flood	Single bolt	L 111 x W 51 x H 86.7mm	2400Lm	3 x 10W	2-PIN	1
0-420-30	Round	Flood	Magnetic base	L 85 x W 72.4 x H 132mm	2000Lm	3 x 10W	-	1
0-420-31	Round	Flood	Single bolt	L 85 x W 72.4 x H 114.2mm	2000Lm	3 x 10W	-	1
0-420-74	Square	Flood	Single bolt	L 78 x W 57 x H 103.2mm	3200Lm	4 x 10W	2-PIN	1

LIGHTING WORK LAMPS LED WORK LAMPS

COMPACT 12/24V WORK LAMP



LED 1500LM IP68 12/24V

- 6 x 3W CREE LEDs
- Polycarbonate lens
- Black powder coated die cast aluminium case
- L 76 x W 42 x H 90mm
- CE approved



Top pick for EVs



Mini

PART NO.	DESCRIPTION	QTY
0-420-78	18W work lamp	1

9 X 3W 12/24V LED WORK LAMPS



LED 2150LM IP67 12/24V

- Polycarbonate lens
- 2150 lumens
- Black powder coated die cast aluminium case
- Supplied with 450mm flying lead
- CE & UKCA approved

PART NO.	DESCRIPTION	QTY
0-420-66	Square. L 110 x W 60 x H 136mm	1
0-420-67	Round. L 116 x W 65 x H 137mm	1

CISPR25 36W 4" LED WORK LAMPS



LED 3200LM IP68 12/24V

- 36 x 1W LEDs
- 3200 lumens
- Protected to IP68
- CISPR25 level 3
- E-Marked R10, CE, RoHS & UKCA approved



Approved

PART NO.	DESCRIPTION	QTY
0-421-34	Square. L 108 x W 56 x H 140mm	1
0-421-35	Round. Ø 116 x W 60 x H 141mm	1

3800 LUMENS LED WORK LAMP



LED 3800LM IP67

- 16 x 3W
- Protected to IP67
- L 88 x W 125 x H 158mm
- Black powder coated die cast aluminium case
- Polycarbonate lens



Flood or Spot

DESCRIPTION	FLOOD	SPOT	QTY
CREE LED work lamp	0-420-76	0-420-77	1

3200 LUMENS OVAL WORK LAMP



LED 3200LM IP68 9-32V

- Built-in DT connector
- 4 x 10W
- Protected to IP68
- Aluminium with polycarbonate lens
- L 110 x W 96 x H 142mm
- CE, E-Marked R10

PART NO.	DESCRIPTION	QTY
0-420-33	40W work lamp	1

Uses DT connector 0-011-42.

LIGHTING WORK LAMPS LED WORK LAMPS

**OVAL BEZEL WORK LAMPS WITH DT CONNECTOR**

LED 1680LM IP68 9-32V

- 8 x 3W CREE LEDs
- 2-PIN DT connector
- Protected to IP68
- Aluminium with polycarbonate lens
- L 167.2 x W 75 x H 104.5mm
- E-Marked R10, CISPR25 level 4

Use DT connector 0-011-42.



DESCRIPTION	OVAL BEZEL	SINGLE BOLT	QTY
Oval Work Lamp	0-420-18	0-420-19	1

**12 X 3W 12/24V LED COMBO BEAM OVAL WORK LAMP**

LED 3060LM IP67 12/24V

- Spot & flood beam
- 36W, 12 x 3W LEDs
- 3060 Lumens
- PC Lens, Aluminium housing
- Protected to IP67
- L 175 x W 77 x H 157mm
- E-Marked R10, CE approved



PART NO.	DESCRIPTION	QTY
0-420-43	36W oval work lamp	1

**27W WORK LAMP WITH DT**



Top pick for EVs



DT connector

LED IP69K 12/24V 2400LM

- 9 x 3W LEDs
- Protected to IP69K
- L 107 x W 51.3 x H 147.3mm
- Aluminium housing with polycarbonate lens
- CE, E-Marked R10

Use DT connector 0-011-42.

PART NO.	DESCRIPTION	QTY
0-420-41	Work lamp	1

**10-48V LED WORK LAMPS**



LED IP67 10-48V 2000LM

- 10-48V
- Protected to IP67
- Polycarbonate lens
- L 98 x W 80 x H 70mm

PART NO.	DESCRIPTION	QTY
0-420-61	20W, 2000LM	1
0-420-60	10W, 1000LM	1

**90° UNIVERSAL WORK LAMP**



LED IP69K 10-30V 1900LM

- 90° bracket for either horizontal or vertical fixture
- 60° flood beam
- 10 x 1.5W OSRAM LEDs
- Protected to IP69K
- CE, RoHS, E-Marked R10.05

PART NO.	DESCRIPTION	QTY
0-420-70	15W Work Lamp	1

LIGHTING WORK LAMPS LED WORK LAMPS

3.63" SQUARE LED WORK LAMP

**NEW**



All Black

Use DT connector 0-011-42.

LED 3300LM IP69K 12/24V

- 60W, 12 x OSRAM 5W
- 3300 lumens
- Protected to IP68/IP69K
- Built in 2-PIN DT connector
- PC Lens, Aluminium Housing, SS304 Brackets
- L 92 x H 109.5 x D 51.1mm
- E Marked R10, UKCA & CE approved

PART NO.	DESCRIPTION	QTY
0-421-06	60W work lamp	1

240° WIDE ANGLE LED WORK LAMP



LED 4000LM IP67 12/24V

- 18 x 3W Epistar LEDs, 54W
- 240° wide angle work lamp
- 4000 lumens
- Protected IP67
- L 145 x W 48 x H 84mm
- CE, E-Marked R10 EMC, UKCA

PART NO.	DESCRIPTION	QTY
0-421-10	Wide angle work lamp	1

LED WORK LAMPS ADR APPROVED

ADR APPROVED WORK LAMPS



Approved



2430 Lumens.



2430 Lumens.



4320 Lumens.  
DT connector.



2160 Lumens.  
DT connector.

LED 4320LM IP67/IP69K 9-32V

- Colour temperature 6000-6500K
- Protected to IP67/ IP69K
- Aluminium housing & polycarbonate lens
- 350mm flying lead
- E-Marked R10 EMC, ADR approved

0-421-22 & 0-421-25 also approved for reversing, R148.

Both use DT connector 0-011-42.

ADR approval shows the unit is sealed, intrinsically safe & ideal for vehicles transporting dangerous goods.



PART NO.	DESCRIPTION	LUMENS	WATTS	DT CONNECTOR	QTY
0-421-20	Square L 108.3 x W 44.3 x H 108.2mm	2430Lm	27W	No	1
0-421-21	Round Ø 115.5 x D 60.3mm	2430Lm	27W	No	1
0-421-22	Square L 110.3 x 64.8 x H 110.2mm	4320Lm	48W	Yes	1
0-421-25	Oval L 142.3 x W 62.5 x H 89.2mm	2160Lm	24W	Yes	1

## LED REVERSING LAMPS

### HIVE REVERSING WORK LAMP

LED IP68 9-32V R23

- OSRAM 1W LEDs
- Square or round
- Protected to IP68
- Black diecast aluminium housing & PC lens
- E-Marked R10 EMC, R23 Reverse

	ROUND	SQUARE	LUMENS	WATTS	QTY	
	3" work lamp	0-420-02	0-420-06	900LM	12W	1
	3.5" work lamp	0-420-03	0-420-07	1200LM	16W	1



Approved



Top picks for EVs

### REVERSING WORK LAMP



Approved



Flood/Spot Combo

LED 1600LM IP69K R10

- 16 x 3W LED work/reverse lamp with Flood/Spot combo beam
- Cast aluminium case & PC lens
- Supplied with stainless steel bracket and 300mm flying lead
- L 109 x W 41 x H 135mm
- ECE R10 & R23 approved

PART NO.	DESCRIPTION	QTY
0-420-48	Reverse lamp	1

### COMPACT REVERSE WORK LAMP



Approved



Top pick for EVs

LED 1440LM IP68 R10

- 6 x 3W CREE LEDs
- Stainless steel bracket
- Aluminium housing with polycarbonate lens
- L 76 x W 42 x H 90mm
- CE, E-Marked R10, R23 Reverse

PART NO.	DESCRIPTION	QTY
0-420-39	Reverse lamp	1

### REVERSE WORK LAMP



Approved

LED 1440LM IP68 R10

- 6 x 3W CREE LEDs
- Stainless steel bracket
- Aluminium housing with polycarbonate lens
- 150mm flying lead
- L 150 x W 56 x H 52.5mm
- CE, E-Marked R10, R23 Reverse

PART NO.	DESCRIPTION	QTY
0-420-38	Reverse lamp	1

### REVERSING LAMP WITH RED POSITION LIGHTS

LED 4350LM IP69K 12/24V

- 9 LED, up to 4350 lumens
- Red Position Light 2W
- Protected to IP67/IP69K
- Square Aluminium Housing
- E-Marked EMC R10, R148, UKCA & CE approved

PART NO.	DESCRIPTION	LUMENS	WATTS	QTY	
0-421-61	Without handle	H 130 x W 107.3 x D 59.5mm	1145Lm	27W	1
0-421-60	With handle	H 178.4 x W 120 x D 59.5mm	4350Lm	45W	1

**NEW**



Approved



**R65 4" SQUARE LED REVERSING LAMP WITH AUX WARNING**

**NEW**



LED 1500LM IP69K 12/24V

- 18W, 6 x Clear LEDs, 11W, 6 x Amber LEDs
- Protected to IP67/IP69K
- 10 amber warning flash patterns
- 500mm flying lead
- L 99 x W 53 x H 99mm
- E-Marked R10, R148, R65 Class 2, CE, RoHS & UKCA approved



Approved



Class 2

PART NO.	DESCRIPTION	QTY
0-421-02	18W Reversing Lamp with Aux Warning	1

**LED WORK LAMPS WITH AMBER WARNING**

**LED WORK LAMPS WITH AMBER WARNING**



LED 6430LM IP67/IP69K 12/24V

- 2-function white & flashing amber warning light
- OSRAM LEDs
- Colour temperature 5700K
- Protected to IP67/IP69K
- Aluminium housing & PC lens
- 500mm flying lead
- E-Marked R10, R65



Approved

PART NO	SIZE	LUMENS	CLEAR	AMBER	QTY
0-420-08	4" Square	4000LM	9 LEDs (45W)	9 LEDs (10W)	1
0-420-09	4" Round	4000LM	9 LEDs (45W)	9 LEDs (10W)	1
0-420-11	4.5" Square	6430LM	16 LEDs (80W)	16 LEDs (11W)	1



**LOOKING FOR A DRIVING LAMP WITH WARNING LIGHT?**

See page 80.



**SIGN UP TO DURITE'S E-NEWS FOR THE LATEST PRODUCT, INDUSTRY & REGULATORY NEWS. WWW.DURITE.CO.UK**



## HEAVY-DUTY LED WORK LAMPS

### COMBO SPOT/FLOOD WORK LAMP

LED 3000LM IP67/IP69K 10-30V

- Combo beam 6 x 5W CREE, 4 x 10W OSRAM LEDs
- Aluminium case
- Polycarbonate lens
- L 89.4 x W 72 x H 89.4mm
- Protected to IP67/IP69K
- CE, E-Marked R10, RoHS, UKCA



Flood & Spot



Combo Beam

PART NO.	DESCRIPTION	QTY
0-421-31	70W work lamp	1

### 80W HEAVY-DUTY LED WORK LAMP

LED 8800LM IP68/IP69K 10-30V



Super Bright

- 16 x 5W OSRAM LEDs
- Protected to IP68/IP69K
- 2-PIN DT connector
- L 110 x W 90 x H 146mm
- Aluminium housing with polycarbonate lens
- CE, E-Marked R10



Use DT connector 0-011-42.



DT connector

PART NO.	DESCRIPTION	QTY
0-420-32	80W work lamp	1

### 100W HEAVY-DUTY LED WORK LAMP

LED 8000LM IP68 9-32V



Spec Upgrade

- 20 x 5W CREE LEDs
- Aluminium case
- Polycarbonate lens
- L 160 x W 115.4 x H 141mm
- Protected to IP68
- CE, E-Marked R10



PART NO.	DESCRIPTION	QTY
0-420-82	100W work lamp	1

### LED HEAVY-DUTY WORK LAMP

LED 5000LM IP67/IP69K 10-30V



DT connector

- 16 x 5W CREE LEDs (80W max)
- 2-Pin DT connector
- Aluminium case
- Polycarbonate lens
- L 108 x W 67 x H 108mm
- Protected to IP67/IP69K
- CE, E-Marked R10, RoHS, UKCA



Use DT connector 0-011-42.

PART NO.	DESCRIPTION	QTY
0-421-32	80W work lamp	1

### LED HEAVY-DUTY WORK LAMP

LED 2800LM IP67/P69K 10-30V



DT connector

- 5 x 10W CREE LEDs (50W max)
- 2-Pin DT connector
- Aluminium case
- Polycarbonate lens
- L 89.4 x W 72 x H 89.4mm
- Protected to IP67/IP69K
- CE, E-Marked R10, RoHS, UKCA



Use DT connector 0-011-42.

PART NO.	DESCRIPTION	QTY
0-421-30	50W work lamp	1

## LED MAGNETIC BASE OR HANDLE WORK LAMPS

### 5 X 3W LED RECHARGEABLE WORK LAMP



2 light colours & modes



LED IP65 10-30V 1000LM

- Rechargeable work lamp with handle & magnetic base
- 2 selectable light colours (white/amber) and modes, full or 30%
- Battery life up to 6 hours
- Supplied charger & cigarette plug charger
- Protected to IP65
- 5V 2.1A USB port

PART NO.	DESCRIPTION	QTY
0-541-31	5 x 3W Rechargeable work lamp	1
0-541-97	12/24V Cigarette plug charger	1
0-541-98	100-230V AC UK plug charger	1

### LED WORK LAMP WITH FLEXI-DIN & HANDLE



Top pick for EVs



LED IP67 12/24V 2430LM

- 4" Square work lamp with handle
- 27W LED
- Flexi-DIN mount
- Aluminium housing, polycarbonate lens
- CE, E-Marked R10, UKCA

PART NO.	DESCRIPTION	QTY
0-420-62	4" LED work lamp with handle	1

### 360° SWIVEL BRACKET WORK LAMP



LED IP69K 12/24V 4950LM

- 9 x 5W LEDs
- 400mm flying leads
- Aluminium housing with polycarbonate lens
- CE, E-Marked R10

PART NO.	DESCRIPTION	QTY
0-420-37	12/24V 360° Swivel bracket work lamp	1

### 12/24V LED WORK LAMP



LED IP67 12/24V 2600LM

- 12 x 3W LEDs
- Ø140 x D 70mm
- Magnet base, handle, switch, cable and cigarette plug
- PMMA lens, black powder coated die cast aluminium case
- CE & UKCA approved

PART NO.	DESCRIPTION	QTY
0-420-79	LED work lamp	1

### 4 X 3W 12/24V LED WORK LAMP



LED IP67 12/24V 900LM

- Low current draw, 1A at 12V DC
- Protected to IP67
- Polycarbonate lens
- Black powder coated die cast aluminium case
- L 82 x W 71 x H 114mm

PART NO.	DESCRIPTION	QTY
0-420-68	Magnetic base	1

### 6 X 3W 12/24V LED WORK LAMPS



LED 1350LM IP67 12/24V

- Low current draw, 1.4A at 12V DC
- L 110 x W 56 x H 85mm
- Polycarbonate lens
- Black powder coated die cast aluminium case

PART NO.	DESCRIPTION	QTY
0-420-71	Single bolt	1
0-420-72	Magnetic base	1



**LOOKING FOR A COMPACT WORK LAMP WITH MAGNETIC BASE?**

See page 71.





## LED BAR & RECTANGULAR WORK LAMPS

### 90° UNIVERSAL WORK LAMP WITH 60° FLOOD BEAM

LED IP67/69K 12/24V 2000LM

- Universal work lamp with 60° flood beam
- 90° bracket for horizontal or vertical fixing
- 10 x 1.5W 3030 LEDs, 15W
- 2000Lm
- Protected to IP67/69K
- L 150 x W 37 x H 122mm
- CE, UKCA, ROHS, E-Marked R10



PART NO.	DESCRIPTION	QTY
0-421-70	Universal work lamp	1

### WARNING LIGHT WORK LAMP BAR



Top pick for EVs



LED 1325LM IP69K 10-30V

- 80° flood beam & warning lamp
- 9 x 1.5W, 9 x 1 W OSRAM LEDs
- Protected to IP67/IP69K
- Amber warning light
- Aluminium housing
- Polycarbonate lens
- E-Marked, R10 EMC

PART NO.	DESCRIPTION	QTY
0-420-15	Work lamp	1

### 10-30V LED WORK LAMP BARS



Flood or Spot



LED 2700LM IP67 10-30V

- Protected to IP67
- 2700 lumens
- 2-bolt tilt fixing bracket
- Black die cast aluminium housing
- Polycarbonate lens

PART NO.	DESCRIPTION	QTY
0-420-92	Flood work lamp	1
0-420-93	Spot work lamp	1

### POWERFUL LED WORK LAMP BARS



Flood or Spot



LED 4050LM IP67 12/24V

- Protected to IP67
- 4050 lumens
- 2-bolt tilt fixing bracket
- Black die cast aluminium housing
- Polycarbonate lens

PART NO.	DESCRIPTION	QTY
0-420-90	Flood work lamp	1
0-420-91	Spot work lamp	1

### LED FLOOD/SPOT WORK LAMP BAR



Super bright  
20,000  
Lumens



LED 20000LM IP69K 12/24V

- 100 x 3W LEDs
- 20,000 lumens
- Protected to IP69K
- H 111.2 x W 1380 x D 86.5mm
- Spot/flood combo beam
- Black powder coated die cast aluminium housing
- Polycarbonate lens

PART NO.	DESCRIPTION	QTY
0-420-94	4ft spot beam work lamp bar	1

### CREE LED WORK LAMP LIGHT BARS



LED IP67 12/24V



Surface or bracket mount

- Robust black die cast aluminium housing
- Polycarbonate lens
- Protected to IP67
- Surface or bracket mounting
- EMC approved

PART NO.	DESCRIPTION	QTY
0-420-88	H 110 x W 268 x D 82mm. 8 x 5W. 3040Lm	1
0-420-89	H 110 x W 484 x D 82mm. 16 x 5W. 6080Lm	1

### LED DRIVING LAMPS

#### DRIVING LAMP BARS WITH AMBER WARNING LIGHT & DRL




LED 16800LM IP68/69K 10-30V



Approved

- Super powerful OSRAM LEDs
- 600mm fly lead with 6-PIN DT connector
- Colour temperature 5700K
- Aluminium housing and polycarbonate lens
- E-Marked R10 EMC, R112, R7 & R65



DRL

Use DT connector 0-011-46.



Warning

PART NO.	SIZE	DRIVING	DRL	WARNING	LUMENS	QTY
0-420-12	L 560.6 x W 67.3 x H 70mm	40 x 5W 200W	30 LEDs	40 LEDs	16,800Lm	1
0-420-17	L 375 x W 67.3 x H 70mm	24 x 5W 120W	18 LEDs	24 LEDs	10,080Lm	1

#### DRIVING WORK LAMP BARS WITH DT & DRL



LED 27000LM IP67 12/24V



DT connector

- Powerful 3W CREE LEDs
- 500mm flying lead with 3-PIN DT connector
- Colour temperature 6000-7000K
- Aluminium housing and polycarbonate lens
- Protected to IP67
- E-Marked R10, R148, R149



Use DT connector 0-011-43.

PART NO.	SIZE	DRIVING	DRL	LUMENS	QTY
0-421-40	L 293 x W 83.5 x H 80mm	20 x 3W 60W	14 x 0.2W 2.8W	6,000Lm	1
0-420-16	L 542 x W 83.5 x H 80mm	40 x 3W 120W	28 x 0.2W 5.6W	12,000Lm	1
0-421-41	L 1171 x W 83.5 x H 80mm	90 x 3W 270W	63 x 0.2W 12.6W	27,000Lm	1

LIGHTING WORK LAMPS LED WORK LAMPS

10" OR 20" DRIVING WORK LAMP BARS WITH POSITION LAMP



LED IP67/69K 10-30V

- Powerful CREE LEDs
- 6000K colour temperature
- Protected to IP67/IP69K
- Polycarbonate lens & aluminium housing
- 500mm fly lead
- E-Marked R10, R148, R149 & CE approved



Approved



PART NO.	SIZE	DRIVING	POSITION	LUMENS	QTY		
0-421-45	10" - L 273.3 x H 40 x D 78mm	10 x 5W	50W	45 x 0.03W	1.4W	2200Lm	1
0-421-46	20" - L 475 x H 40 x D 78mm	20 x 5W	100W	90 x 0.03W	2.7W	4600Lm	1

60W ROAD LEGAL LED WORK/DRIVING LAMP



LED 5400LM IP68 9-36V

- Powerful 60W ETI LEDs
- 300mm flying leads
- Approx life: 50,000 hours
- Colour temperature 6500K
- L 353 x W 68 x H 55mm
- Cast aluminium case & polycarbonate lens
- E-Marked R10 EMC, R112



Approved

PART NO.	DESCRIPTION	QTY
0-420-96	60W driving lamp	1

Powerful

61W DRIVING LAMP WITH 140° ANGLE FLOOD BEAM



LED 6920LM IP67/69K 10-30V

- 61W OSRAM LEDs
- 500mm flying lead with 2-PIN DT connector
- Die-cast aluminium housing and polycarbonate lens
- Approx life: 50,000 hours
- L 131 x H 109 mm
- E-Marked R10, R112



140° Angle Beam

PART NO.	DESCRIPTION	QTY
0-420-13	5" cube driving lamp	1

Use DT connector 0-011-42.

AUXILIARY DRIVING LAMPS



LED R112 IP68

- 7" or 9" LED Auxiliary Driving Lamp
- 9-32VDC, 5W LEDs
- Aluminium housing with PC lens
- Stainless steel bracket
- Protected to IP68
- E-Marked, ECE R112 approved



Approved

PART NO.	DESCRIPTION	WATT	LUMENS	QTY
0-537-47	7" 18 LEDs	90W max	7200Lm	1
0-537-49	9" 30 LEDs	150W max	12000Lm	1

LIGHTING WORK LAMPS LED WORK LAMPS

9" LED HIGH BEAM/POSITION LAMP



Use DT connector 0-011-44.

LED 6400LM IP69K 10-30V

- 9" high beam/position lamp with 4-PIN DT connector
- 10 LEDs high beam (65W)
- 7 LEDs position beam (0.3W)
- Black aluminium housing, PC lens with stainless steel SS304 bracket
- E-Marked R112, R87 and R10 EMC

PART NO.	DESCRIPTION	QTY
0-420-29	9" LED driving Lamp	1



Approved



Ideal for fitting to Spot Light Bars

9" LED HIGH BEAM/POSITION/WARNING LAMP

NEW



Use DT connector 0-011-44.

LED 1700LM IP69K 10-30V

- 9" high beam/position/warning lamp with 4-PIN DT connector
- 12 LEDs high beam (60W)
- 40 LEDs position beam (4W)
- 9 LEDs warning beam (18W)
- Black graphene housing, PC Lens with stainless steel SS304 bracket
- E-Marked R148, R65 and R10 EMC

PART NO.	DESCRIPTION	QTY
0-421-29	9" LED driving Lamp	1



Approved



Ideal for fitting to Spot Light Bars

7" DRIVING LAMP AND POSITION

NEW



LED 6300LM IP66/69K 10-30V

- High beam 32 x 3.75W, 6300LM
- White/Amber position light 12 x 0.42W
- Protected to IP66/IP69K
- Aluminium housing with polycarbonate lens
- E-marked R148, R149 and R10 EMC

PART NO.	DESCRIPTION	QTY
0-537-52	7" Driving lamp	1



Super Bright



9" LED ROUND HIGH BEAM/POSITION LAMP



LED 6000LM IP67 9-32V

- 9" high beam/position lamp with 3-PIN DT connector lead
- 12 CREE LEDs high beam (60W)
- 2 LEDs position beam (0.5W)
- Black aluminium housing, PC lens with stainless steel SS304 bracket
- E-Marked R112, R7 and R10 EMC

PART NO.	DESCRIPTION	QTY
0-420-28	9" LED round driving Lamp	1



Approved

LIGHTING WORK LAMPS LED WORK LAMPS

6.5" DRIVING LAMP WITH DUAL UNIVERSAL FIT

LED

1100LM

IP67/69K

10-30V

- 30.1W
- Vertical or horizontal mount
- Low Beam 1 x 14.W, 1050LM
- High Beam 1 x 15.6W, 1100LM
- Protected to IP67/IP69K

- L 166 x W 93 x H 166mm
- Aluminium housing with polycarbonate lens
- UKCA, CE, E-Marked R148 (LHT RHD) & R10 EMC

PART NO.	DESCRIPTION	QTY
0-422-60	6.5" Driving lamp	1

**NEW**



Vertical or horizontal mount.

BULB WORK LAMP

35W 12/24V HID XENON WORK LAMP

IP65

12/24V

- Black nylon plastic body
- Stainless steel bracket and glass lens
- 250mm flying lead
- Internal ballast
- L 120 x W 135 x H 160mm

Supplied with Xenon bulb.

PART NO.	DESCRIPTION	QTY
0-538-53	Xenon work lamp	1



BRACKETS

UNIVERSAL WORK LAMP BRACKETS

- Single bolt-hole adaptor
- SS304 with 3 grub screws
- 180° up/down, 60° side to side rotation
- Max speed 70MPH, 2KG max load weight
- L 52 x H 45 x W 30mm



PART NO.	DESCRIPTION	QTY
4-420-99	Pair of brackets	2

MAGNETIC BASE

- Magnetic base for bulb spot work lamps



PART NO.	DESCRIPTION	QTY
0-537-54	Magnetic base	1

UNIVERSAL SWIVEL BRACKET

- 360° swivel bracket with M8 thread and rubber gasket

Fits most work lamps.



PART NO.	DESCRIPTION	QTY
0-420-36	Universal swivel bracket	1

SPIGOT MOUNT

- Spigot mount with DIN connector for 0-420-44/45/46/47/48, 0-420-66, 0-420-86/0-420-87
- With 10cm cable and connectors



PART NO.	DESCRIPTION	QTY
0-420-98	Spigot mount	1

# SAFE ZONE LAMPS

“ Safely illuminate your surroundings ”

**Prioritise the safety of everyone in and around your vehicle.**

Safe Zone lamps emit a powerful beam of light onto the floor, effectively notifying individuals of the appropriate distance to maintain during vehicle movements. Additionally, these lights also serve as a convenient source of illumination, brightening up the area around your vehicle for enhanced visibility.



## BANKSMAN REVERSING LAMP & SIDE MARKER LAMP



Approved



LED 1500LM IP67 R10

- 6 amber LEDs - 2.8W, 240Lm
- 6 white LEDs - 16.5W, 1500Lm
- Protected to IP67
- 300mm flying lead
- L 182.5 x W 54 x H 33mm
- E-Marked R10 EMC, R91, R23 approved



Optimal light distribution.



Side Marker

Reversing


PART NO.	DESCRIPTION	QTY
0-421-50	Reverse/Marker lamp	1

## LINE SPOT LAMPS



LED IP67 10-80V

- 3 x 3W
- Clear outline for your forklift
- 50,000 hours lifespan
- Polycarbonate lens and die cast aluminium housing
- E-Marked R10 & EMC approved



BLUE	RED	DESCRIPTION	QTY
0-420-49	0-420-85	Line LED spot lamp	1

## ARC LED WORK LAMPS



LED IP67 10-80V 255LM

- 'U' shape beam provides 180° zone warning coverage
- 10W OSRAM LED
- Die-cast aluminium housing with polycarbonate lens
- CE, E-Marked R10.05 EMC

BLUE	RED	DESCRIPTION	QTY
0-420-21	0-420-42	Arc forklift lamp	1

### PROGRESSIVE ARROW SPOT LAMP

LED IP67 10-110V

- 9 x 3W LEDs, 27W max
- 830 Lux @ 5m
- L 76 x W 81.8 x H 98mm
- E-Marked R10 EMC, CE, RoHS, UKCA approved



PART NO.	DESCRIPTION	QTY
0-420-80	Progressive arrow spot lamp	1

### ARROW LED SPOT LAMPS

LED IP67 10-60V

- Light visible up to 15 meters away
- Die cast aluminium housing
- Protected to IP67
- L 72.7 x W 75 x H 97.5mm
- E-Marked, ECE R10 EMC, CE & UKCA approved



BLUE	RED	DESCRIPTION	QTY
0-420-84	0-420-14	Arrow LED spot lamp	1

### LED SPOT LAMPS

LED 1000LM IP68 10-48V

- 1000 lumens
- L 98 x W 80 x H 70mm
- Die cast aluminium housing
- Protected to IP68
- CE approved



BLUE	RED	DESCRIPTION	QTY
0-420-75	0-420-83	LED spot lamp	1

### 40W LED PROJECTOR WORK LAMPS

LED 2700LM IP69K 10-80V

- 2700 lumens
- D 194 x W 96.7 x H 96.7mm
- Aluminium housing with PC lens
- Protected to IP67/IP69K
- E-Marked R10, CE approved



FORKLIFT	STOP	DESCRIPTION	QTY
0-421-03	0-421-04	LED projector lamp	1

# INTERIOR/EXTERIOR LIGHTS

## ANGLED SCENE LIGHTS

- ✓ Perfect for refrigerated trailers
- ✓ CE approved

### 40W SCENE LIGHT



LED 9-32V 3200LM IP67




Approved

- 9-32VDC
- 40 x 1W LEDs
- 3200 lumens
- Protected to IP67
- Aluminium housing & polycarbonate lens
- L 251 x W 58 x H 38mm
- E-Marked R10, CE, RoHS & UKCA approved

PART NO.	DESCRIPTION	QTY
0-668-65	Scene lamp	1

### SMD LED 10-30V ANGLED SCENE LIGHTS



LED 10-30V IP68



40° Angle

- 10-30VDC
- 40° angled scene light
- White SMD 1W LEDs
- Protected to IP68
- E-Marked ECE R10, CE, RoHs approved

PART NO.	DESCRIPTION		WATT	LUMENS	QTY
0-668-55	L 129 x W 68 x H 46mm	Small	9 x 1W	725LM	1
0-668-56	L 229 x W 68 x H 46mm	Medium	18 x 1W	1450LM	1
0-668-57	L 329 x W 68 x H 46mm	Large	27 x 1W	2175LM	1

### 10-30V EXTERIOR LAMP



LED 400LM IP65

- 6 LEDs
- 10-30V
- Polycarbonate housing and lens
- L 202 x W 72 x H 35mm

PART NO.	DESCRIPTION	QTY
0-668-66	6-LED lamp	1



**INNOVATIVE VEHICLE INTERIOR LAMPS  
ADDED TO THE DURITE RANGE**

See pages 92-94.





LIGHTING INTERIOR/EXTERIOR LIGHTS

45° ANGLED SCENE LIGHTS

LED 12/24V IP67

- 12/24V
- 45° angled scene light
- White SMD LEDs
- Protected to IP67
- E-Marked, EMC R10 approved



Top picks for EVs 45° Angle



	PART NO.	DESCRIPTION	LEDS	WATT	LUMENS	QTY
	0-668-51	L 205 x W 60 x D 34mm Medium	32	6.4W	150LM	1
	0-668-52	L 205 x W 60 x D 34mm With touch button	32	6.4W	150LM	1
	0-668-53	L 300 x W 60 x D 34mm Large	60	12W	580LM	1

ROUND/CIRCULAR LIGHTS

ROUND LED ROOF LAMP

LED 9-32V 1560LM IP67

- 9-32V
- 1W OSRAM LEDs
- Protected to IP67
- 400mm fly lead
- 5500K warm white
- ECE R10, CE, RoHS & UKCA



Top picks for EVs Approved



	PART NO.	DESCRIPTION	WATT	LUMENS	SWITCHED	QTY
	0-668-82	Ø75 x D 18.5mm	8W	480Lm	-	1
	0-668-83	Ø95 x D 23.3mm	14W	840Lm	-	1
	0-668-84	Ø120 x D 29.5mm	18W	1080Lm	-	1
	0-668-85	Ø143 x D 38mm	26W	1560Lm	Full, off, half	1

72-LED SLIM ROOF LAMP

LED 1150LM 12/24V IP66

- Ø 197mm x H 10mm
- Bright white LEDs, surface mounting in white plastic



PART NO.	DESCRIPTION	QTY
0-668-40	Slim roof lamp	1

21-LED ROUND ROOF LAMP WITH PIR

LED 1400LM IP67

- Ø 160.2mm x D 14.1mm
- Bright white SMD LEDs
- EMC R10 approved



Top pick for EVs

PART NO.	DESCRIPTION	QTY
0-668-18	PIR sensor roof lamp	1

### 21-LED ROUND ROOF LAMP



LED 410LM 12/24V IP67

- Ø 155mm, D 15.7mm
- Bright white SMD LEDs
- EMC R10 approved
- White plastic bezel

PART NO.	DESCRIPTION	QTY
0-668-06	Slim roof lamp	1

### 36-LED ROUND ROOF LAMP



LED 576LM 12/24V IP66

- Ø 129mm, D 9mm
- White SMD LEDs
- Protected to IP66
- CE

PART NO.	DESCRIPTION	QTY
0-668-10	Slim roof lamp	1

### 117-LED ROOF LAMP WITH SWITCH



LED 338LM 12/24V

- Ø 107mm x H 23mm
- White LEDs
- Integral switch
- Polycarbonate housing

PART NO.	DESCRIPTION	QTY
0-668-13	Interior lamp	1

### LED DOWNLIGHTER



LED 12/24V

- Ø 77mm x D 26mm
- Silver plastic with detachable bezel & switch

**Recessed or surface mounting.**

PART NO.	DESCRIPTION	QTY
0-668-04	Downlighter	1

### 24-LED ROUND ROOF LAMPS



Top pick for EVs



LED 1780LM 12/24V IP67

- Ø 130mm x D 16.5mm
- Mega power white SMD LEDs
- ADC12 (aluminium) housing and polycarbonate lens
- EMC, R10 approved



DESCRIPTION	NO SWITCH	PIR SWITCH	QTY
White roof lamp	0-668-27	0-668-29	1

### 10-LED ROUND ROOF LAMP



LED 665LM 12/24V IP67

- Ø 75mm, Depth 8.7mm
- SMD LEDs
- White plastic bezel
- EMC R10 approved

PART NO.	DESCRIPTION	QTY
0-668-11	Slim roof lamp	1

### 12-LED DOWNLIGHTER



LED 192LM 12/24V IP66

- Ø 69mm x D 9.6
- 6 red LEDs - night light facility
- Warm white LEDs
- Surface mounting in white plastic

PART NO.	DESCRIPTION	QTY
0-668-05	Downlighter	1

LIGHTING INTERIOR/EXTERIOR LIGHTS

OVAL/RECTANGULAR LIGHTS

12/24V ROOF LAMP WITH 120 LEDS

LED 12/24V 480LM



Top pick for EVs

- 120 white LEDs
- White polycarbonate housing & lens
- Surface mount
- Integral rocker switch and flying leads



L 129 x W 77 x H 21mm

PART NO.	DESCRIPTION	QTY
0-668-14	Slim 12/24V roof lamp	1



SLIM 12/24V LED ROOF LAMP WITH 96 LEDS

LED 12/24V 672LM

- Integral switch
- CE approved
- 96 bright white LEDs
- Surface mounting
- Aluminium body, white plastic ends



L 292 X W 93 X H 15mm

PART NO.	DESCRIPTION	QTY
0-668-25	Slim 12/24V roof lamp	1

12/24V LED ROOF LAMP WITH SWITCH

LED 12/24V 960LM

- 60 bright white LEDs
- Surface mounting, in white plastic
- Integral switch
- 6 red LEDs night light facility



L 175 x W 175 x H 23mm

PART NO.	DESCRIPTION	QTY
0-668-30	Slim 12/24V LED roof lamp	1

22 WHITE SMD LED ROOF LAMP

LED 12/24V 195LM

- 12/24V
- 22 white SMD LEDs
- Protected to IP67
- E-Marked, EMC R10 approved



L 160 x W 54 x D 12mm

Perfect for refrigerated trailers.

PART NO.	DESCRIPTION	QTY
0-668-92	Roof lamp with PIR switch	1

WHITE 12/24V SMD LED ROOF LAMPS

LED IP67 12/24V 1330LM

- ADC12 (aluminium) housing and polycarbonate lens
- EMC, R10 approved



NO SWITCH

TOUCH BUTTON

PIR SWITCH



Top picks for EVs

	DESCRIPTION	LUMENS	QTY
0-668-67	L 135.8 x W 65.8 x D 16mm 12 white LEDs	950LM	1
0-668-87	L 186 x W 65.8 x D 16mm 18 white LEDs	1330LM	1

Perfect for refrigerated trailers.

SLIM 12V/24V LED ROOF LAMP WITH FROSTED LENS

LED 12/24V R10

- 108 indirect square LEDs
- On/off switch
- 587 lumens
- Aluminium body, frosted lens
- L 374 x W 145 x H 12mm
- ECE R10 approved



PART NO.	DESCRIPTION	QTY
0-668-76	Slim roof lamp	1

## LINEAR INTERIOR LIGHTS

### LINEAR INTERIOR LIGHTS



Top picks for EVs



1ft, 2ft & 3ft



LED


IP67

9-30V

1200LM

- Ultra bright white SMD LEDs
- With or without switch
- Clear PC lens with Aluminium base

- Protected to IP67
- E-Marked, EMC R10 approved



	WITH SWITCH	NO SWITCH	DESCRIPTION		WATT	LUMENS	QTY
	0-668-21	0-668-41	L 380 x W 25 H 13mm (1ft)	Small	6.2W	400LM	1
	0-668-22	0-668-42	L 620 x W 25 H 13mm (2ft)	Medium	12.4W	790LM	1
	0-668-23	0-668-43	L 1120 x W 25 H 13mm (4ft)	Large	15.3W	1200LM	1

### 12/24V LED ROOF LAMPS WITH SWITCH

LED

12/24V

1120LM



- Aluminium base

PART NO.	DESCRIPTION	LUMENS	QTY
0-668-32	L 160 x W 40 x H 24mm	18 LEDs	210LM
0-668-33	L 260 x W 40 x H 24mm	36 LEDs	430LM
0-668-34	L 560 x W 40 x H 24mm	94 LEDs	1120LM

### 12-LED BATTEN ROOF LAMP

LED

12/24V

520LM



- Integral switch
- Bright white LEDs, 2500 lux
- 22mm deep
- Surface mounting
- Aluminium body with white plastic ends
- L 588 x W 40 x H 22mm

PART NO.	DESCRIPTION	QTY
0-668-35	Slim 12W LED batten roof lamp	1

LIGHTING INTERIOR/EXTERIOR LIGHTS

### 72-LED ROOF LAMP WITH SWITCH

LED 504LM 12//24V L 368 x W 45 x H 10mm



- Low current draw 0.4A at 12/24V DC
- White aluminium housing
- 10mm deep
- Integral on/off switch
- Surface mounting
- 1060 lux

PART NO.	DESCRIPTION	QTY
0-668-37	Slim 12V LED linear roof lamp	1

### R10 12/24V LED ROOF LAMPS WITH SWITCH

LED 1200LM 12/24V IP67



- SMD LEDs, white bezel
- EMC R10 approved
- Integral switch
- Supplied with a 100mm cable

**Extra bright.**  
**Perfect for refrigerated trailers.**

PART NO.	DESCRIPTION	LEDS	LUMENS	QTY
0-668-80	L 400 x W 17 x H 25mm	18	1200LM	1
0-668-81	L 245.1 x W 17 x H 25mm	9	600LM	1

### WHITE SMD LED ROOF LAMPS

LED 12/24V IP67

- White SMD LEDs
- E-Marked EMC R10 approved

NO SWITCH	TOUCH BUTTON	DESCRIPTION	LEDS	LUMENS	QTY
0-668-93	0-668-94	L 320 x W 54 x D 12mm	58	550LM	1
0-668-95	-	L 600 x W 54 x D 12mm	134	820LM	1



### OTHER INTERIOR LAMPS & ACCESSORIES

#### 12V LED MAP LIGHTS

LED

- Switch on lamp head with 325mm flexible arm
- 12 bright white LEDs
- 6 red LEDs - night light facility

PART NO.	DESCRIPTION	QTY
0-669-13	12V LED map light	1
0-669-25	24V LED map light	1



#### 12/24V PIR SENSOR

IP67 12/24V

- Easy to install
- Slim built-in PIR sensor
- Switch with 35 second timer
- 90° detection angle
- 5m detection distance
- CE, ECE EMC R10 approved

PART NO.	DESCRIPTION	QTY
0-743-23	12/24V PIR sensor	1



L 110 x H 50 x W 22mm



## INNOVATIVE VEHICLE LIGHTING SOLUTIONS

Expert high quality lighting products to improve safety

Established in 1956, Labcraft has developed a strong reputation for high-quality interior and exterior LED lighting for commercial and emergency fleets. Labcraft innovative lights are durable and create a bright workplace anywhere, maximising efficiencies and improving safety in and around the vehicles. Products are designed and manufactured in the UK and come with up to 10 years warranty.

labcraft.co.uk

### MEGALUX INTERIOR LIGHT



Approved



LED 1310LM IP67 10-32V

- CREE LEDs
- Low profile mount
- Protected to IP67
- With PIR switch
- Ø132 x D 13.5mm
- ECE R10 approved

PART NO.	DESCRIPTION	QTY
LPD3_4-3MVPIR	10W Megalux	1

### MICROLUX



Approved



LED 650LM IP67 10-32V

- CREE LEDs
- Low profile mount
- Protected to IP67
- Impact deflection design
- L 128 x W 15 x H 100mm
- ECE R10 approved

PART NO.	DESCRIPTION	WATTS	LUMENS	QTY
LSI3_2-1MV	Microlux (Grey/Black)	2.7W	370Lm	1
LSI3_2-3MV	Superlux (White/Silver)	6W	650Lm	1

### POWERLUX



Approved



LED 1250LM IP67 10-32V

- CREE LEDs
- Low profile mount
- Protected to IP67
- With PIR switch
- L 270 x W 15 x H 100mm
- ECE R10 approved

PART NO.	DESCRIPTION	QTY
LSI3_6-1MV	9W Powerlux	1
LSI3_6-1MVPIR	9W Powerlux with PIR switch	1

**BANKSMAN INTERIOR LIGHT**



Approved

LED 960LM IP69K 10-32V

- CREE LEDs
- Protected to IP69K
- Aluminium base
- L 190 x W 23 x H 77mm
- ECE R10, R23 approved



PART NO.	DESCRIPTION	QTY
LBM3_4-2MV	8.2W Banksman	1

**1970LM SCENELITE**



Approved

LED 1970LM IP67 10-32V

- CREE LEDs
- 40° angle
- Protected to IP67
- Aluminium base
- L 310 x W 38 x H 82mm
- ECE R10 approved



PART NO.	DESCRIPTION	QTY
LSI6_6-3MV	18W Scenelite	1

**1640LM SCENELITE**



Approved

LED 1640LM IP67 10-32V

- CREE LEDs
- 30m<sup>2</sup> curved light projection
- Protected to IP67
- Aluminium casting
- L 230 x W 36 x H 63mm
- ECE R10 approved



PART NO.	DESCRIPTION	QTY
LSI7_5-3MV	15W, Black	1
LSI7_5-3MVWH	15W, White	1

**1250LM SCENELITE**



Approved

LED 1250LM IP69K 10-32V

- CREE LEDs
- Protected to IP69K
- Aluminium base
- L 165 x W 20 x H 50mm
- ECE R10 approved



PART NO.	DESCRIPTION	QTY
LSI8_4-3MV	12.3W, Black	1
LSI8_4-3MVWH	12.3W, White	1

### ORIZON CREE LED INTERIOR LAMP



Approved

LED 1700LM IP66

- 24 or 48 CREE LEDs
- Orion interconnect
- Low power draw
- Low profile design 11mm
- Protected to IP66
- ECE R10 approved

PART NO.	DESCRIPTION	WATTS	LUMENS	QTY
LLEDCW500PV3	L 522 x W 18 x D 11mm	12V	850Lm	1
LLEDCW500PV3/2		24V		1
LLEDCW1000PV3	L 1022 x W 18 x D 11mm	12V	1700Lm	1
LLEDCW1000PV3/2		24V		1



Clear 0° mounting clip | LORIZMTGCLIP1

### NEBULA CREE LED INTERIOR LIGHT



Approved

LED 850LM IP66

- 12 or 24 CREE LEDs
- Low power draw
- Integrated switch option
- Protected to IP66
- ECE R10 approved

NO SWITCH	SWITCH	DESCRIPTION	WATTS	LUMENS	QTY
LSI5CW250	-	L 376 x W 44 x H 15mm	12V	425Lm	1
LSI5CW500	LSI5CW500S	L 624 x W 44 x H 15mm	12V	850Lm	1
-	LSI5CW500S/2	L 624 x W 44 x H 15mm	24V	850Lm	1



### ASTRO CREE LED AWNING LIGHT



Approved

LED 850LM IP66

- 12 or 24 CREE LEDs
- Low power draw
- Protected to IP66
- ECE R10 approved

PART NO.	DESCRIPTION	WATTS	LUMENS	QTY
LLL2CW250	L 343 x W 31 x H 43mm	12V	425Lm	1
LLL2CW500	L 593 x W 31 x H 43mm	12V	850Lm	1
LLL2CW500/2		24V		1





# REAR COMBINATION LIGHTS

## CURRENT LOADING BALLASTS

Current loading ballast for 12V and 24V LED indicators

DESCRIPTION	FOR 12V	FOR 24V	QTY
Current loading ballast	0-097-62	0-097-74	1



## 8 FUNCTION REAR COMBINATION LAMPS

### 24V LED COMMERCIAL REAR LAMPS

24V LED stop/tail/fog/side marker/direction indicator/reflex reflector/reverse/number plate light (NPL)

LED

- Supplied with 1 metre flying lead
- L 515 x W 90 x H 130mm
- ECE approved

DESCRIPTION	RIGHT	LEFT (NO NPL)	QTY
Rear Lamp	0-069-50	0-069-51	1



### COMMERCIAL REAR LAMPS

Stop/tail/direction indicator/fog/reflex reflector/side marker/reverse/number plate light (NPL)

- Supplied without bulbs
- Suitable replacement for Mercedes Actros
- L 515 x W 90 x H 141mm
- ECE approved

DESCRIPTION	RIGHT	LEFT (NO NPL)	QTY
Rear Lamp	0-074-00	0-074-01	1
Replacement Lens	0-074-98	0-074-99	1



Actros



### COMMERCIAL TRAILER REAR LAMPS

Stop/tail/fog/side marker/direction indicator/triangle reflex reflector/reverse/number plate light (NPL)

- L 418 x W 90 x H 148mm
- ECE approved

DESCRIPTION	RIGHT	LEFT	QTY
Rear Lamp	0-080-00	0-080-01	1
Replacement Lens	0-080-98	0-080-99	1



**LIGHTING** REAR COMBINATION LIGHTS 7 FUNCTION REAR COMBINATION LAMPS

## 7 FUNCTION REAR COMBINATION LAMPS

### 12/24V 7 FUNCTION LED TRAILER LIGHTS - TRIANGLE REFLECTOR



Durable lens

LED IP67 12/24V



Stop/tail/fog/dynamic direction indicator/reverse/number plate light (NPL) and reflex triangle reflector

- L 380 x W 40 x H 135mm
- Protected to IP67
- Supplied with 1000mm flying leads
- PMMA lens
- Surface mount
- CE, UKCA, E-Marked ECE approved

DESCRIPTION	RIGHT	LEFT	QTY
Trailer light	0-071-72	0-071-73	1

### 12/24V 7 FUNCTION LED TRACTOR UNIT LIGHTS - RECTANGLE REFLECTOR



Durable lens

LED IP67 12/24V



Stop/tail/fog/dynamic direction indicator/reverse/number plate light (NPL) and reflex rectangle reflector

- L 380 x W 40 x H 135mm
- Protected to IP67
- Supplied with 1000mm flying leads
- PMMA lens
- Surface mount
- CE, UKCA, E-Marked ECE approved

DESCRIPTION	RIGHT	LEFT	QTY
Tractor unit light	0-071-70	0-071-71	1

### 12/24V 7 FUNCTION LED TRAILER LIGHTS



Top picks for EVs

LED IP65 12/24V



Stop/tail/fog/direction indicator/reverse/reflex reflector and number plate light (NPL)

- L 245 x W 41 x H 150mm
- Protected to IP65
- Supplied with 300mm flying leads
- ECE approved, E-Marked

DESCRIPTION	RIGHT	LEFT	QTY
Trailer Light	0-071-20	0-071-21	1

### 12/24V 6-FUNCTION COMMERCIAL LAMPS



Number plate light available



Stop/tail/direction indicator/fog/reverse/reflex reflector/ with or without number plate light (NPL)

- Mercedes Sprinter / VW
- L 400 x W 160 x H 88.5mm
- ECE approved

DESCRIPTION	RIGHT (NO NPL)	LEFT	QTY
Rear Lamp	0-081-02	0-081-03	1
Replacement Lens	0-081-98	0-081-99	1

LIGHTING REAR COMBINATION LIGHTS 6/7 FUNCTION REAR COMBINATION LAMPS

24V 7 OR 6-FUNCTION COMMERCIAL LAMPS

LED

Stop/tail/direction indicator/fog/reverse/reflex reflector/with or without number plate light (NPL)

- Volvo & Renault
- L 500 x W 130 x H 86mm
- ECE approved



DESCRIPTION	RIGHT (NO NPL)	LEFT	LENS	QTY
Rear Lamp	0-071-40	0-071-41	0-071-97	1



DURITE PRODUCTS CAN BE USED ON ELECTRIC VEHICLES (EV)

Durite products are of the highest quality, making them perfect for your Electric Vehicles.



Top picks for EVs

6 FUNCTION REAR COMBINATION LAMPS

COMMERCIAL LED REAR LAMPS



Progressive indicator




Durable lens

LED IP67 12/24V

Stop/tail/progressive direction indicator/fog/reverse/reflex reflector

- Halo design
- Supplied with 300mm flying leads
- Protected to IP67
- L 284 x W 100 x H 37mm
- ECE approved



DESCRIPTION	RIGHT	LEFT	QTY
LED Rear Lamp	0-071-60	0-071-61	1

UNIVERSAL LED REAR COMBINATION LAMP



Progressive indicator

LED IP67

Stop/tail/progressive direction indicator/reverse/reflex reflector/fog

- 10-30V
- Supplied with 500mm flying leads
- Protected to IP67
- L 284 x W 37 x H 100mm
- E-Marked

DESCRIPTION	LEFT	QTY
Universal Lamp	0-071-65	1

**LIGHTING** REAR COMBINATION LIGHTS 6 FUNCTION REAR COMBINATION LAMPS

**UNIVERSAL LED REAR COMBINATION LAMP**



Universal

LED IP67 12/24V



Stop/tail/direction indicator/reverse/reflex reflector/fog

- Supplied with 500mm flying leads
- L 350 x W 85 x H 128mm
- Protected to IP67
- CE, ECE approved, E-Marked

PART NO	DESCRIPTION	QTY
0-071-10	Universal LED rear lamp	1
0-071-00	Bulb rear lamp	1
0-071-01	Bulb with connector	1
0-071-02	Bulb with reflex reflector & connector	1

🔧 Lens only for 0-071-10, order 0-071-96 | Lens only for 0-071-00, order 0-071-99  
Lens only for 0-071-02, order 0-071-98.

**UNIVERSAL COMMERCIAL REAR LAMPS**



Universal

LED



Stop/tail/fog/direction indicator/reflex reflector/reverse, pre-wired with or without number plate light (NPL)

- 24V LED
- L 341 x W 61 x H 132mm
- ECE approved

DESCRIPTION	UNIVERSAL	WITH NPL	QTY
Rear Lamp	0-085-50	0-086-50	1

**COMMERCIAL REAR LAMPS**

Stop/tail/direction indicator/fog/reflex reflector/reverse



- Supplied without bulbs
- Replaces Iveco Daily, 6-pin plug
- L 303 x W 85 x H 130mm
- ECE approved

DESCRIPTION	RIGHT	LEFT	QTY
Rear Lamp	0-077-02	0-077-03	1
Replacement Lens	0-077-98	0-077-99	1

**LED TRIANGLE TRAILER LIGHTS WITH PROGRESSIVE DIRECTION INDICATOR**



Progressive indicator

LED IP65 12/24V



Stop/tail/fog/progressive direction indicator/reflex reflector and number plate light (NPL)

- L 172 x W 40 x H 152mm
- Supplied with 140mm flying leads
- E-Marked
- Protected to IP65

DESCRIPTION	RIGHT	LEFT	QTY
Triangle Trailer Light	0-300-60	0-300-61	1



Top picks for EVs

LIGHTING REAR COMBINATION LIGHTS 6/7 FUNCTION REAR COMBINATION LAMPS

## 5 FUNCTION REAR COMBINATION LAMPS

### WIRELESS LED TRAILER LIGHTS WITH MAGNETIC BASE

LED IP65 12V

#### Stop/tail/direction indicator/reflex reflector and number plate light (NPL)

- Magnetic base
- 20m control distance
- Protected to IP65
- 7.5 hours run time
- L 125 x W 108 x H 55mm
- CE, UKCA, E-Marked ECE approved

**Kit includes left light, right light, 12V DC charger, CANbus-resistant 7-Pin socket & USB cable.**

DESCRIPTION	12V KIT	24V KIT	QTY
Rear lamp	0-300-40	0-300-45	1

**NEW**



Magnetic base



Top pick for EVs

### LED TRAILER LIGHTS WITH PROGRESSIVE INDICATOR

LED IP65 12/24V

#### Stop/tail/progressive direction indicator/reflex reflector and number plate light (NPL)

- Supplied with 300mm flying leads
- L 118 x W 46 x H 93mm
- ECE approved, E-Marked
- Protected to IP65

DESCRIPTION	RIGHT	LEFT	QTY
Rear lamp	0-294-60	0-294-61	1



Progressive indicator

### UNIVERSAL LED REAR COMBINATION LAMP

LED IP67 12/24V

#### Stop/tail/direction indicator/reverse/reflex reflector

- L 220 x W 34.4 x H 100mm
- Protected to IP67
- Supplied with 500mm flying leads
- E-Marked

PART NO.	DESCRIPTION	QTY
0-071-55	Universal Lamp	1



Progressive indicator



Universal



Top pick for EVs



### 12/24V LED REAR COMBINATION LAMP

LED IP67 12/24V

#### Stop/tail/direction indicator/reverse and reflex reflector functions

- Supplied with 280mm flying leads
- L 296 x W 30 x H 94mm
- ECE approved
- Protected to IP67

PART NO.	DESCRIPTION	QTY
0-300-20	Rear lamp	1



**LIGHTING REAR COMBINATION LIGHTS 5 FUNCTION REAR COMBINATION LAMPS**
**LED REAR COMBINATION LAMP**

**LED** **IP66** **12/24V**

**Universal**
**Stop/tail/direction indicator/reflex reflector/number plate light (NPL)**

- Protected to IP66
- Supplied with 300mm fly leads
- L 111 x W 101 x H 50mm
- E-Marked

PART NO.	DESCRIPTION	QTY
0-294-80	Universal rear lamp	1

**140MM ROUND LED REAR COMBINATION LAMP**

**LED** **IP67/IP69K** **10-30V**

**Universal**
**Stop/tail/direction indicator/fog/reverse**

- Protected to IP67/IP69K
- Supplied with 300mm fly leads
- Graphene housing & polycarbonate lens
- 140 x H 84mm
- E-Marked

PART NO.	DESCRIPTION	QTY
0-097-55	Universal rear lamp	1

**12/24V LED REAR COMBINATION LAMP**

**LED** **IP67** **10-30V**

**Number plate light**
**Stop/tail/direction indicator/reflex reflector/number plate light (NPL)**

- Protected to IP67
- ABS housing and PMMA lens
- L 105 x W 95 x H 38mm
- E-Marked, UKCA

PART NO.	DESCRIPTION	QTY
0-295-65	Universal rear lamp	1

**4 FUNCTION REAR COMBINATION LAMPS**
**12/24V LED REAR COMBINATION LAMP**

**LED** **IP67** **10-30V**

**Universal**
**Rear fog/tail/reverse/reflex reflector**

- Protected to IP67
- ABS housing and PMMA lens
- L 105 x W 95 x H 38mm
- E-Marked, UKCA

PART NO.	DESCRIPTION	QTY
0-295-66	Universal rear lamp	1

LIGHTING REAR COMBINATION LIGHTS 4 FUNCTION REAR COMBINATION LAMPS

### 32" LED REAR COMBINATION LIGHT BAR

LED IP65 12/24V



Stop/tail/direction indicator and reverse

- Protected to IP65
- L 817.4 x W 49.8 x H 30.6mm
- CE, UKCA, E-Marked approved

PART NO.	DESCRIPTION	QTY
0-071-30	Rear combo light bar	1



### 10-30V UNIVERSAL LED REAR COMBINATION LAMP



Top pick for EVs

LED IP67 10-30V

Stop/tail/direction indicator/reflex reflector

- L 150 x W 80.3 x H 26mm
- Protected to IP67
- E-Marked R10, R140, R150

PART NO.	DESCRIPTION	QTY
0-300-30	Rear lamp	1



### WATERPROOF 12V COMBINATION REAR LAMPS



Use JCB (0-011-44)


IP67

Stop/tail/direction indicator/reflex reflector

- Supplied with 12V bulbs & waterproof cable gland
- L 200 x W 60 x H 92mm
- Protected to IP67
- ECE approved

PART NO.	DESCRIPTION	QTY
0-295-50	Rear lamp with JCB connector	1
0-295-99	Replacement Lens	1

### 12/24V LED REAR COMBINATION LAMP



LED IP67 12/24V

Stop/tail/direction indicator and reflex reflector functions

- L 245 x W 31.5 x H 109mm
- Supplied with 400mm flying leads
- ECE approved
- Protected to IP67

PART NO.	DESCRIPTION	QTY
0-300-75	Rear lamp	1

### 12/24V LED REAR COMBINATION LAMP



LED IP67 12/24V

Stop/tail/direction indicator and reflex reflector functions

- L 157.5 x W 30.9 x H 81.2mm
- Supplied with 400mm flying leads
- ECE approved
- Protected to IP67

PART NO.	DESCRIPTION	QTY
0-300-10	Rear lamp	1

**LIGHTING REAR COMBINATION LIGHTS 4 FUNCTION REAR COMBINATION LAMPS**

**IP67 12/24V LED REAR COMBINATION LAMP**



LED IP67 12/24V

**Stop/tail/direction indicator and reflex indicator functions**

- L 195 x W 30 x H 94mm
- Supplied with 280mm flying leads
- ECE approved
- Protected to IP67

PART NO.	DESCRIPTION	QTY
0-300-25	Rear lamp	1

**12/24V LED REAR COMBINATION LAMPS**



LED IP67 12/24V

**Stop/tail/direction indicator and reverse functions**

- L 200 x W 25 W H 50mm
- Supplied with 800mm flying leads
- ECE approved
- Protected to IP67

DESCRIPTION	RIGHT	LEFT	QTY
Rear Lamp	0-300-14	0-300-15	1

**COMMERCIAL REAR COMBINATION LAMPS**



**Stop/tail/direction indicator and reflex reflector functions**

- L 300 x W 105 x H 128mm
- ECE approved



Daily

**Connection for**

DESCRIPTION	LEFT	RIGHT	QTY
For Iveco Daily	0-076-01	0-076-00	1
Replacement lens	0-076-99	0-076-98	1

**UNIVERSAL LED REAR COMBINATION LAMP**



LED 12/24V

**Stop/tail/direction indicator/reflex reflector**

- L 170 x W 33 x H 92mm
- ECE approved

PART NO.	DESCRIPTION	QTY
0-300-50	Rear combination lamp	1

**UNIVERSAL 12/24V REAR COMBINATION LAMP**



**Stop/tail/direction indicator/number plate illumination**

- Supplied with 12V bulbs
- L 167 x W 50 x H 82.5mm
- ECE approved

DESCRIPTION	UNIVERSAL	LENS	QTY
Rear Lamp	0-300-00	0-300-97	1



LIGHTING REAR COMBINATION LIGHTS 3 FUNCTION REAR COMBINATION LAMPS

LOOKING FOR? 5-function in the same size. See page 100.

### 3 FUNCTION REAR COMBINATION LAMPS

#### 95MM REAR LAMP



LED IP67 12/24V

**Stop/tail/direction indicator**

- E-Marked, R10 EMC
- Ø 95mm x D 31.8mm
- Protected to IP67
- Supplied with 300mm flying leads

PART NO.	DESCRIPTION	QTY
0-767-40	Universal lamp	1

#### 140MM REAR LAMP



LED IP67 12/24V

**Stop/tail/direction indicator**

- E-Marked, R10 EMC
- Ø 140mm x D 85.8mm
- Protected to IP67
- Supplied with 200mm flying leads

PART NO.	DESCRIPTION	QTY
0-097-50	Universal lamp	1

#### UNIVERSAL LED REAR LAMP



LED IP68 12/24V


**Stop/tail/direction indicator**

- ECE approved
- Ø 140mm x D 100mm
- 20 LEDs
- Protected to IP68

PART NO.	DESCRIPTION	QTY
0-097-30	Universal lamp	1

LOOKING FOR? Matching single function vehicle lights. See page 105.

#### SLIM 12/24V REAR LAMP



LED IP69K 12/24V

**Stop/tail/direction indicator**

- 12 x 0.5W LEDs (6 amber, 6 Red)
- Protected to IP69K
- L 130 x W 11 x H 30mm
- E-Marked R10, R148, UKCA, CE

Top pick for EVs

PART NO.	DESCRIPTION	QTY
0-294-24	Slim rear lamp	1

LOOKING FOR? Matching single function vehicle lights. See page 104.

#### 12/24V LED REAR LAMP




LED 12/24V

**Stop/tail/direction indicator**

- ECE and EEC approved
- L 95 x W 32 x H 95mm

PART NO.	DESCRIPTION	QTY
0-294-75	Rear Lamp	1

#### 12/24V LED REAR LAMPS



LED IP67 12/24V

**Stop/tail/indicators**


- Ø 95mm
- Protected to IP67
- Supplied with 500mm flying leads
- Acrylic lens and polycarbonate housing
- ECE approved

STOP/TAIL INDICATOR	TAIL/FOG/REVERSE	MOUNTING BEZEL	QTY
0-767-60	0-767-70	0-767-97	1

# SINGLE FUNCTION VEHICLE LIGHTS

## INDIVIDUAL VEHICLE LIGHTS

### 95MM COMMERCIAL LED LAMPS



Stop and Tail      Indicator      Fog      Reversing

LED    IP67    12/24V

- Ø 95mm
- 10-30VDC
- Protected to IP67
- Supplied with 300mm flying lead
- E-Marked

DESCRIPTION	STOP/TAIL	INDICATOR	REAR FOG	REVERSE	QTY
95mm	0-767-44	0-767-41	0-767-42	0-767-43	1

**LOOKING FOR?**  
3-function lamps in the same size. See page 103.

### 140MM COMMERCIAL LED LAMPS



Stop and Tail      Indicator      Fog      Reversing

LED    IP67    12/24V

- Ø 140mm
- 10-30VDC
- Protected to IP67
- Supplied with 200mm flying lead
- E-Marked

DESCRIPTION	STOP/TAIL	INDICATOR	REAR FOG	REVERSE	QTY
140mm	0-097-54	0-097-51	0-097-52	0-097-53	1

**LOOKING FOR?**  
5-function lamps in the same size. See page 100.  
3-function lamps in the same size. See page 103.

### REAR LED TAIL LAMPS



Stop and Tail      Indicator      Fog      Reversing

LED    IP67    12/24V

- 36 LEDs
- E-Marked
- PC Lens and ABS Housing
- L 94 x W 29 x H 94mm

STOP/TAIL	INDICATOR	REAR FOG	REVERSE	QTY
0-294-30	0-294-31	0-294-32	0-294-33	1

LIGHTING SINGLE FUNCTION VEHICLE LIGHTS INDIVIDUAL VEHICLE LIGHTS

SLIM 6 LED REAR LAMPS

LED IP69K 12/24V

- 6 x 0.5W LEDs
- Protected to IP69K
- L 130 x W 11 x H 30mm
- E-Marked R10, R148, UKCA, CE



Stop and Tail



Indicator



Reversing



Top picks for EVs

DESCRIPTION	STOP/TAIL	INDICATOR	REVERSE	QTY
Slim rear lamp	0-294-20	0-294-21	0-294-23	1

LOOKING FOR? 3-function lamps in the same size. See page 103.

SLIM 3 LED LAMPS

LED IP68 12/24V

- 3 x 3W LEDs
- Protected to IP67
- L 82 x W 9 x H 30mm
- E-Marked R10, R148 UKCA, CE



Clear lens



Stop and Tail



Indicator



Fog



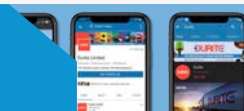
Reversing

REAR LAMPS					
DESCRIPTION	STOP/TAIL	INDICATOR	FOG	REVERSE	QTY
Coloured Lens	0-097-14	0-097-11	0-097-12	-	1
Clear Lens	0-097-24	0-097-21	0-097-22	0-097-23	1

FRONT LAMPS		
DESCRIPTION	INDICATOR	QTY
Clear lens	0-097-25	1



WE'RE ON SOCIAL MEDIA  
FOLLOW US @DURITELIMITED



# MARKER LAMPS

## LED MARKER LAMPS

### GREAT VALUE 12/24V LED MARKER LAMPS



Top picks for EVs




LED IP67 12/24V

- 2 x SMD LED
- Protected to IP67
- Supplied with 150mm flying leads & ABS bracket
- L 110 x W 8 x H 41mm
- E-Marked, R10 EMC



DESCRIPTION	AMBER SIDE	RED REAR	WHITE FRONT	QTY
12/24V marker lamp	0-170-90	0-170-85	0-170-80	1
Mounting bracket		0-170-98		1

### 12/24V LED MARKER LAMPS



LED 12/24V

- ECE approved
- With leads
- Mounting bracket available
- L 111 x W 22 x H 50mm



DESCRIPTION	AMBER	RED	WHITE	QTY
Marker Lamp	0-170-70	0-170-65	0-170-60	1
Horizontal Bracket		0-170-99		1

### 12/24V LED HALO RING MARKER LAMPS



LED IP67 12/24V

- 12/24V marker lamp with 2 SMD LEDs, halo rings and reflex reflector
- Protected to IP67
- ECE approved, E-Marked
- L 116 x W 17.8 x H 47mm



DESCRIPTION	AMBER	RED	WHITE	QTY
Marker Lamp	0-171-80	0-171-75	0-171-70	1
Bracket		0-171-98		1

### MARKER LAMPS WITH ADR APPROVAL



Approved



LED IP68 10-36V

- 12 SMD LEDs
- 450mm flying leads
- E-Marked, ADR approved
- L 126 x W 26 x H 51mm

DESCRIPTION	AMBER	RED	WHITE	QTY
ADR marker lamp	0-169-10	0-169-05	0-169-00	1
Underslung bracket		0-169-97		1
Flat bracket		0-169-96		1

ADR approval shows the unit is sealed, intrinsically safe & ideal for vehicles transporting dangerous goods.

### 12/24V LED MARKER LAMPS



LED IP67 12/24V

- Protected to IP67
- ECE approved
- 'Superseal' plug
- Requires connector 0-011-62
- L 121 x W 17 x H 44mm
- Reflex reflector



DESCRIPTION	PART NO.		QTY
	WITH SUPERSEAL PLUG	WITH LEADS	
Amber marker lamp	0-171-10*	0-171-60	1
Amber side marker with bracket	0-171-11*	0-171-61	1
Clear front marker	0-171-00*	0-171-50	1
Red rear marker	0-171-05*	0-171-55	1

\*With superseal connector. Requires Connector 0-011-62.

LIGHTING MARKER LAMPS LED MARKER LAMPS

### 25MM LED MINI AMBER LAMP

LED 12/24V

- Ø 25mm
- 1 x SMD Amber LED
- Polycarbonate
- 200mm flying lead
- E-Marked R91 and R10



PART NO.	DESCRIPTION	QTY
0-170-58	Amber marker lamp	1

### 12/24V LED MARKER LAMP

LED 12/24V

- ECE approved
- With leads
- L 55 x W 27 x H 35mm



PART NO.	DESCRIPTION	QTY
0-170-30	Amber	1

### 12/24V LED MARKER LAMPS

LED 12/24V

- ECE approved
- With superseal plug
- Requires connector 0-011-62
- L 71 x W 25 x H 42mm



PART NO.	DESCRIPTION	QTY
0-170-10	Amber Side	1
0-170-05	Red Rear	1
0-170-00	White Front	1
0-170-04	Green ABS	1

### 12/24V LED MARKER LAMPS

LED

- L 120 x W 21 x H 63mm
- EEC and ECE approved
- Reflex reflector
- With leads



DESCRIPTION	AMBER SIDE	RED REAR	WHITE FRONT	QTY
12V marker lamp	0-167-10	0-167-05	0-167-00	1
24V marker lamp	0-167-60	0-167-55		1

### 24V LED MARKER LAMPS

LED

- EEC and ECE approved
- Reflex reflector
- 'Superseal' plug
- Requires connector 0-011-62
- L 100 x W 21 x H 50mm

DESCRIPTION	AMBER SIDE	RED REAR	QTY
24V marker lamp	0-168-60	0-168-55	1

DESCRIPTION	HORIZONTAL	VERTICAL	QTY
Mounting bracket	0-169-98	0-169-99	1



LIGHTING MARKER LAMPS

12/24V LED MARKER LAMPS



LED 12/24V

- Reflex reflector
- L 108 x W 33 x H 58mm
- Screw cable connections
- EEC and ECE approved

✂ With screw cable connections.

DESCRIPTION	AMBER SIDE	RED REAR	WHITE FRONT	QTY
Marker lamp	0-169-60	0-169-55	0-169-50	1
DESCRIPTION	HORIZONTAL	VERTICAL	QTY	
Mounting bracket	0-169-98	0-169-99	1	

LED 12/24V OUTLINE MARKER LAMPS

12/24V LED MARKER LAMPS



LED 12/24V IP67

- Front, side and rear
- Protected to IP67
- E-Marked ECE R10.05 EMC

- Supplied with 50cm flying leads
- L 175 x H 109.5mm (L/R)
- L 85 x W 36 x H 100mm (Universal)



DESCRIPTION	LEFT HAND	RIGHT HAND	UNIVERSAL	QTY
Marker lamp	0-172-86	0-172-85	0-172-71	1

12/24V LED MARKER LAMPS WITH PARKING SENSOR



LED IP68 12/24V

- Front, side and rear clearance markers
- Sensor distance of up to 2m
- Low current draw 0.05A at 12VDC

- PC lens and ABS/rubber housing
- E-Marked
- L 216 x W 37 x H 184mm

DESCRIPTION	LEFT HAND	RIGHT HAND	QTY
Marker lamp	0-172-81	0-172-80	1

12/24V ROUND MARKER LAMPS



LED 12/24V IP68

- Protected to IP68
- ECE approved

- Supplied with 50cm flying leads

DESCRIPTION	LENGTH	RIGHT HAND	LEFT HAND	QTY
Short bent arm	L 146 x W 32 x H 145mm	0-172-40	0-172-41	1
Long bent arm	L 172 x W 34 x H 31mm	0-172-45	0-172-46	1
Short angled arm	L 109 x W 32 x H 138mm	0-172-30	0-172-31	1
Long angled arm	L 168 x W 39 x H 95mm	0-172-35	0-172-36	1
Short straight arm	L 90 x W 32 x H 85mm	0-172-20		1
Long straight arm	L 131 x W 32 x H 85mm	0-172-25		1

# NUMBER PLATE LAMPS

## 12/24V NUMBER PLATE LAMP



LED 12/24V IP67

- Fixing centres 53mm
- Protected to IP67
- ECE approved
- ABS housing. Polycarbonate lens
- L 120 x W 58.5 x H 45mm

PART NO.	DESCRIPTION	QTY
0-453-70	Number plate lamp	1

## 12/24V NUMBER PLATE LAMP



LED 12/24V

- ECE approved
- Black plastic
- L 93 x W 30 x H 47mm

PART NO.	DESCRIPTION	QTY
0-453-80	Small number plate lamp	1

## PLASTIC NUMBER PLATE LAMP



LED 12/24V IP67

- ECE approved
- Protected to IP67
- Fixing centres 84mm
- Supplied with 500mm flying leads
- L 105 x W 38 x H 48mm

PART NO.	DESCRIPTION	QTY
0-453-04	Number plate lamp	1

## BLACK NUMBER PLATE LAMP



LED 12/24V

- 12/24V LED
- Fixing centres 53mm
- ECE and SAE approved
- L 120 x W 42 x H 46mm

PART NO.	DESCRIPTION	QTY
0-453-75	Number plate lamp	1

## BLACK NUMBER PLATE LAMPS



- EEC and ECE approved
- Fixing centres 72mm
- L 102 x W 58 x H 45mm
- Supplied without festoon bulb

PART NO.	DESCRIPTION	QTY
0-453-51	Number plate lamp	1
0-453-50	Low profile version. 40mm depth, fixing centres 45mm	1

## COMPACT NUMBER PLATE LAMP



- Fixing centres 68mm
- L 45 x W 38 x H 36mm
- Supplied without festoon bulb
- EEC, ECE and SAE approved

PART NO.	DESCRIPTION	QTY
0-453-52	Black plastic lamp	1

## NUMBER PLATE LAMPS

- EEC, ECE and SAE approved
- Fixing centres 86mm
- Black plastic, chrome
- L 116 x W 38 x H 51mm
- Supplied with 12V MCC bulbs

PART NO.	DESCRIPTION	QTY
0-453-01	Black plastic number plate lamp	1



# HEADLAMPS

## 7" 70W LED HEADLAMP



Super Bright



**H4 to H13 adaptor included.**

LED R112 R7 4900LM IP67 12/24V

- 70W main beam (4900Lm)
- 55W dipped beam (3850Lm)
- 3W position light
- Protected to IP67
- Black, Aluminium housing & PC lens
- E-Marked R7, R112

PART NO.	DESCRIPTION	QTY
0-422-55	7" Headlamp	1

## LED HEAD LAMPS WITH DI & DRL

LED IP68 9-32V



**Available for Left Hand Drive (LHD) Vehicles**  
 0-422-22 - Right side head light  
 0-422-23 - Left side head light.

Approved for right hand drive (RHD) vehicles

- High beam 2 x 30W (3500Lm)
- Low beam 1 x 30W (2500Lm)
- Direction Indicator - 12 x 1W
- Daytime Running Lamp - 2 x 5W
- With 6-PIN DT connector
- Aluminium housing with PC lens
- E-Marked R10, R112, R87 & R6

PART NO.	DESCRIPTION	QTY
0-422-20	Right side head light (RHD)	1
0-422-21	Left side head light (RHD)	1



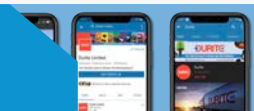
## HIGH GRADE STAINLESS STEEL SPOT LIGHT BARS. STYLES TO FIT MOST TYPES OF TRUCKS.

- ✓ Only using high quality components
- ✓ Corrosion, shock & vibration-resistant design
- ✓ Roof, front, side, bumper & rear bars to fit most vehicles
- ✓ Plain or with integrated lights (clear, amber or red)

Contact us for more information.



WE'RE ON SOCIAL MEDIA  
 FOLLOW US @DURITELIMITED





# REFLECTORS

## SELF-ADHESIVE MOULDED REFLEX REFLECTORS


- White plastic base
- ECE and EEC approved
- Self-adhesive
- L 104 x W 51 x D 7mm
- Acrylic lens

PART NO.	DESCRIPTION	QTY
0-505-60	Amber reflex reflector	10
0-505-50	Clear reflex reflector	10
0-505-55	Red reflex reflector	10



## SELF-ADHESIVE MOULDED REFLEX REFLECTORS

- Ø 55mm
- ECE approved



DESCRIPTION	AMBER	RED	WHITE	QTY
Reflex reflector	0-665-80	0-665-75	0-665-70	10

## TWO-HOLE FIXING REFLECTOR

- Black polypropylene base
- 2-hole fixing
- L 94 x W 44 x H 6mm
- ECE approved



PART NO.	DESCRIPTION	QTY
0-507-10	Amber reflector	10

## TWO-HOLE FIXING MOULDED REFLEX REFLECTORS

- Black polypropylene base
- ECE and EEC approved
- 2-hole fixing
- L 102 x W 44 x D 7.5mm
- Acrylic lens

DESCRIPTION	AMBER	RED	QTY
Reflex reflector	0-505-10	0-505-05	10



## TRIANGLE MOULDED RED REFLEX REFLECTOR

- 2-hole fixing
- ECE and EEC approved
- L 138 x W 158 x D 8mm
- Acrylic lens



PART NO.	DESCRIPTION	QTY
0-229-00	Moulded acrylic red reflex reflector	4

## SELF-ADHESIVE REFLEX REFLECTOR

- Moulded on back plastic self adhesive base
- Ø 80mm
- ECE approved



PART NO.	DESCRIPTION	QTY
0-665-55	Red reflex reflector	10

# BULBS & BULB HOLDERS

## 12V PROFESSIONAL BULBS - HEADLAMP & AUXILIARY

BULB	DESCRIPTION	PACK 1	PACK 10	LED BULBS - PACKS OF 2   *PACK OF 1			
				BLUE	RED	WHITE	YELLOW
207	12V 5W BA15S	7-002-07	8-002-07	L-002-07-B	L-002-07-R	L-002-07-W	L-002-07-Y
209	12V 5W BA15D	7-002-09	8-002-09	-	-	-	-
233	12V 4W BA9S	7-002-33	8-002-33	L-002-33-B	L-002-33-R	L-002-33-W	L-002-33-Y
239	12V 5W FESTOON 11 x 38mm	7-002-39	8-002-39	L-002-39-B	L-002-39-R	L-002-39-W	L-002-39-Y
245	12V 10W BA15S	7-002-45	8-002-45	-	-	-	-
265	12V 10W FESTOON 11 x 43mm	7-002-65	8-002-65	-	-	-	-
269	12V 10W FESTOON 11 x 30mm	-	-	L-002-69-B	L-002-69-R	L-002-69-W	-
286	12V W2 x 4.6D	7-002-86 (pack of 5)		L-002-86-B	L-002-86-R	L-002-86-W	-
286T	12V B8.5DTACHO	-	-	L-002-86-TB	-	L-002-86-TW	-
288	12V 2W BA9S	7-002-88	8-002-88	-	-	-	-
380	12V 21/5W BAY15D	7-003-80	8-003-80	-	L-003-80-R	L-003-80-W	-
380W	12V 21/5W W3 x 16Q 20mm CAPLESS	7-003-80W	8-003-80W	-	-	L-003-80-WW	-
382	12V 21W BA15S	7-003-82	8-003-82	L-003-82-B	L-003-82-R	L-003-82-W	L-003-82-Y
382W	12V 21W W3 x 16D 20mm CAPLESS	7-003-82W	8-003-82W	-	-	L-003-82-WW	-
382WA	12V 21W W3 x 16D 20mm CAPLESS Amber	7-003-82WA	8-003-82WA	-	-	-	-
433C	12V 6W BAX9S OSP HALOGEN	7-004-33C	8-004-33C	-	-	-	-
433D	12V 21W BAY9S OSP HALOGEN	7-004-33D	8-004-33D	-	-	-	-
434	12V 10W G4 CAPSULE HALOGEN	7-004-34	8-004-34	-	-	-	-
448	12V 55W H1 UV	7-004-48	8-004-48	L-004-48-B*	-	L-004-48-W*	-
453	12V 55W H3 UV HALOGEN	7-004-53	8-004-53	-	-	-	-
472	12V 60/55W H4 P43T UV	7-004-72	8-004-72	L-004-72-B*	-	L-004-72-W*	-
499	12V 55W H7 PX26D UV	7-004-99	8-004-99	-	-	L-004-99-W*	-
501	12V 5W W2.1 x 9.5D 10mm	7-005-01	8-005-01	L-005-01-B	L-005-01-R	L-005-01-W	L-005-01-Y
501A	12V 5W W2.1 x 9.5D 10mm	7-005-01A	8-005-01A	-	-	-	-
504	12V 3W W2.1 x 9.5D 10mm	7-005-04	8-005-04	-	-	-	-
566	12V 21/4W BAZ15D	7-005-66	8-005-66	-	-	L-005-66-W	-
567	12V 21/5W BAW15D Red	7-005-67	8-005-67	-	-	-	-
581	12V 21 W BAU15S	7-005-81	8-005-81	-	-	-	L-005-81-Y
584	12V 21W BAW15S Red	7-005-84	8-005-84	-	-	-	-
896	12.8V 37.5W PGJ13 HALOGEN Clear	7-008-96	8-008-96	-	-	-	-
921B	12V 16W W2.1 x 9.5D 35mm	7-009-21B	8-009-21B	-	-	-	-
G41	12V G4 SMD LED	-	-	-	-	L-00G-41-W*	-
9005	12V 60W HB3 RT/ANG	7-090-05	8-090-05	-	-	L-090-05-W*	-
9006	12V 51W HB4 RT/ANG	7-090-06	8-090-06	-	-	L-090-06-W*	-
H8	12V H10 PGJ19	-	-	-	-	L-00H-08-W*	-
H9	12V H9 PGJ19	-	-	-	-	L-00H-09-W*	-
H10	12V H10 PY20D	-	-	-	-	L-00H-10-W*	-
H11	12V 55W H11 PGJ19-2	7-00H-11	8-00H-11	L-00H-11-B*	-	L-00H-11-W*	-

LED BULBS ARE NOT ROAD LEGAL

LIGHTING BULBS & BULB HOLDERS BULBS

### REQUIRE A BULB DISPENSER RACK?

- ✓ High quality 12V or 24V bulb dispenser
- ✓ Dispenser includes 118 pieces
- ✓ H 320 x W 690 x D 120mm
- ✓ Standalone or wall mounted



7-999-12 | 12V bulb dispenser



7-999-24 | 24V bulb dispenser



Standalone or wall mounted

BULB		DESCRIPTION	CANBUS PERFECT BULBS - PACK OF 2
			WHITE
C233	12V BA9S	CANBUS PERFECT 8-LED	L-0C2-33-W
C239	12V FESTOON 11x38mm	CANBUS PERFECT 3-LED	L-0C2-39-W
C433	12V BAX9S	CANBUS PERFECT 8-LED	L-0C4-33CW
C501	12V W2.1 x 9.5D	CANBUS PERFECT 8-LED	L-0C5-01-W

### 24V PROFESSIONAL BULBS - HEADLAMP & AUXILIARY

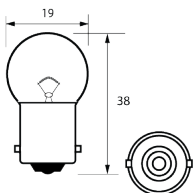
BULB	DESCRIPTION	PACK 1	PACK 10	LED BULBS - PACKS OF 2			
				BLUE	RED	WHITE	YELLOW
149	24V 5W BA15S	7-001-49	8-001-49	-	L-001-49-R	L-001-49-W	L-001-49-Y
150	24V 5W BA15D	7-001-50	8-001-50	-	-	-	-
241	24V 21W BA15S	7-002-41	8-002-41	-	-	L-002-41-W	L-002-41-Y
242	24V 5W FESTOON 11 x 38mm	7-002-42	8-002-42	L-002-42-B	L-002-42-R	L-002-42-W	-
246	24V 10W BA15S	7-002-46	8-002-46	-	-	L-002-46-W	-
249	24V 4W BA9S	7-002-49	8-002-49	L-002-49-B	-	L-002-49-W	-
274	24V 10W FESTOON 11 x 43mm	7-002-74	8-002-74	-	-	-	-
276	24V 15W FESTOON 15 x 43mm	7-002-76	8-002-76	-	-	-	-
289	24V 2W BA9S	7-002-89	8-002-89	-	-	-	-
334	24V 21/5W BAY15D	7-003-34	8-003-34	-	-	L-003-34-W	L-003-34-Y
345	28V 26W BA15S	7-003-45	8-003-45	-	-	-	-
346	24V 21W BA15D	7-003-46	8-003-46	-	-	-	-
433E	24V 21W BAY9S OSP HALOGEN	7-004-33E	8-004-33E	-	-	-	-
434F	24V 10W G4 CAPSULE HALOGEN	7-004-34F	8-004-34F	-	-	-	-
460	24V 70W H3 HALOGEN	7-004-60	8-004-60	-	-	-	-
466	24V 70W H1 HALOGEN	7-004-66	8-004-66	-	-	-	-
475	24V 75/70W H4 P43T HALOGEN	7-004-75	8-004-75	-	-	-	-
499A	24V 70W H7 XENON	7-004-99A	8-004-99A	-	-	-	-
505	24V 3W W2.1 x 9.5D 10mm	7-005-05	8-005-05	-	-	-	-
507	24V 5W W2.1 x 9.5D 10mm	7-005-07	8-005-07	L-005-07-B	L-005-07-R	L-005-07-W	L-005-07-Y
508	24V W2.4 x 4.6D	7-005-08 (pack of 5)		-	L-005-08-R	L-005-08-W	-
508T	24V B8.5DTACHO	-	-	-	-	-	L-005-08-TY
566A	24V 21/4W BAZ15D	7-005-66A	8-005-66A	-	-	-	-
581A	24V 21W BAU15S Amber	7-005-81A	8-005-81A	-	-	-	-
874	28V 7W BA15S	7-008-74	8-008-74	-	-	-	-
875	28V 7W BA15D	7-008-75	8-008-75	-	-	-	-
H11A	24V 70W H11 PGJ19-2 HALOGEN	7-00H-11A	8-00H-11A	-	-	-	-

LED BULBS ARE NOT ROAD LEGAL

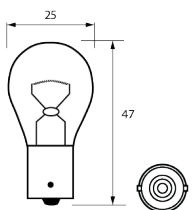
# BULBS

LED BULBS ARE NOT ROAD LEGAL

## BA15S BULBS

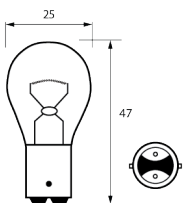


BULB	TYPE	PACK 1	PACK 10	LED			
				PACK 2 - BLUE	PACK 2 - RED	PACK 2 - WHITE	PACK 2 - YELLOW
207	12V, 5W	7-002-07	8-002-07	L-002-07-B	L-002-07-R	L-002-07-W	L-002-07-Y
245	12V, 10W	7-002-45	8-002-45	-	-	-	-
149	24V, 5W	7-001-49	8-001-49	-	L-001-49-R	L-001-49-W	L-001-49-Y
246	24V, 10W	7-002-46	8-002-46	-	-	L-002-46-W	-
874	28V, 7W	7-008-74	8-008-74	-	-	-	-

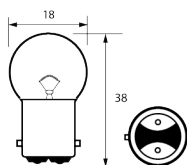


BULB	TYPE	PACK 1	PACK 10	LED			
				PACK 2 - BLUE	PACK 2 - RED	PACK 2 - WHITE	PACK 2 - YELLOW
382	12V, 21W	7-003-82	8-003-82	L-003-82-B	L-003-82-R	L-003-82-W	L-003-82-Y
241	24V, 21W	7-002-41	8-002-41	-	-	L-002-41-W	L-002-41-Y
345	28V, 26W	7-003-45	8-003-45	-	-	-	-

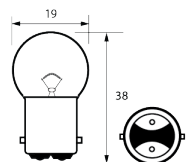
## BA15D BULBS



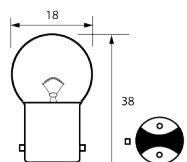
BULB	TYPE	PACK 1	PACK 10
346	24V, 21W	7-003-46	8-003-46



BULB	TYPE	PACK 1	PACK 10
150	24V, 5W	7-001-50	8-001-50

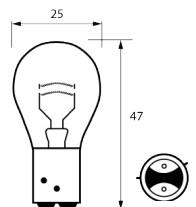


BULB	TYPE	PACK 1	PACK 10
209	12V, 5W	7-002-09	8-002-09



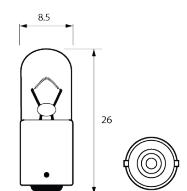
BULB	TYPE	PACK 1	PACK 10
875	28V, 7W	7-008-75	8-008-75

## BAZ15D BULBS



BULB	TYPE	PACK 1	PACK 10	LED
				PACK 2 - WHITE
566	12V, 21/4W	7-005-66	8-005-66	L-005-66-W
566A	24V, 21/4W	7-005-66A	8-005-66A	-

## BA9S BULBS

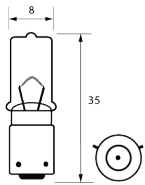


BULB	TYPE	PACK 1	PACK 10	LED			
				PACK 2 - BLUE	PACK 2 - RED	PACK 2 - WHITE	PACK 2 - YELLOW
233	12V, 4W	7-002-33	8-002-33	L-002-33-B	L-002-33-R	L-002-33-W	L-002-33-Y
288	12V, 2W	7-002-88	8-002-88	-	-	-	-
249	24V, 4W	7-002-49	8-002-49	L-002-49-B	-	L-002-49-W	-
289	24V, 2W	7-002-89	8-002-89	-	-	-	-

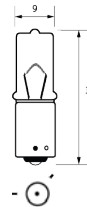
BULB	LED CANBUS PERFECT - PACK 2
233	L-0C2-33-W

LIGHTING BULBS & BULB HOLDERS BULBS

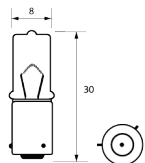
**BAX9S & BAY9S OSP BULBS**



BULB	TYPE	PACK 1	PACK 10
433D	12V, 21W	7-004-33D	8-004-33D

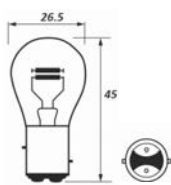


BULB	TYPE	PACK 1	PACK 10
433E	24V, 21W	7-004-33E	8-004-33E

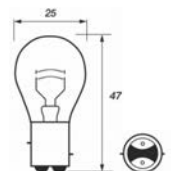


BULB	TYPE	PACK 1	PACK 10	LED CANBUS PERFECT - PACK 2
433C	12V, 6W	7-004-33C	8-004-33C	L-0C4-33CW

**BAY15D BULBS**

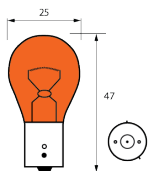


BULB	TYPE	PACK 1	PACK 10	LED	
				PACK 2 - WHITE	PACK 2 - YELLOW
334	24V, 21/5W	7-003-34	8-003-34	L-003-34-W	L-003-34-Y



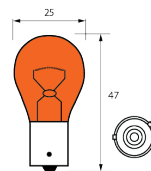
BULB	TYPE	PACK 1	PACK 10	LED	
				PACK 2 - RED	PACK 2 - WHITE
380	12V, 21/5W	7-003-80	8-003-80	L-003-80-R	L-003-80-W

**BAU15S AMBER BULBS**



• Amber bulb

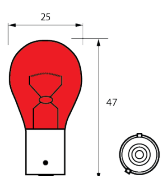
BULB	TYPE	PACK 1	PACK 10
581	12V, 21W	7-005-81	8-005-81



BULB	TYPE	PACK 1	PACK 10
581A	24V, 21W	7-005-81A	8-005-81A

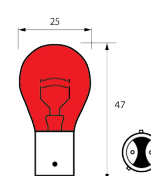
BULB	LED - YELLOW PACK 2
581	L-005-81-Y

**BAW15S RED BULBS**



• Red bulb

BULB	TYPE	PACK 1	PACK 10
584	12V, 21W	7-005-84	8-005-84



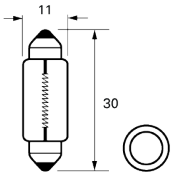
BULB	TYPE	PACK 1	PACK 10
567	12V, 21/5W	7-005-67	8-005-67

LIGHTING BULBS & BULB HOLDERS BULBS

**BULBS**

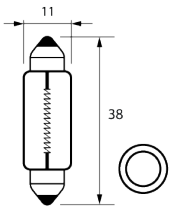
LED BULBS ARE NOT ROAD LEGAL

**FESTOON BULBS**



• 11 x 30mm

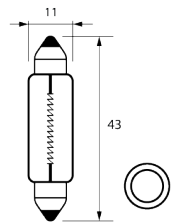
BULB	TYPE	LED		
		PACK 2 - BLUE	PACK 2 - RED	PACK 2 - WHITE
269	12V	L-002-69-B	L-002-69-R	L-002-69-W



• 11 x 38mm

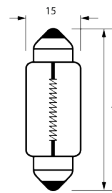
BULB	TYPE	PACK 1	PACK 10	LED			
				PACK 2 - BLUE	PACK 2 - RED	PACK 2 - WHITE	PACK 2 - YELLOW
239	12V, 5W	7-002-39	8-002-39	L-002-39-B	L-002-39-R	L-002-39-W	L-002-39-Y
242	24V, 5W	7-002-42	8-002-42	L-002-42-B	L-002-42-R	L-002-42-W	-

BULB	LED CANBUS PERFECT - PACK 2
239	L-0C2-39-W



• 11 x 43mm

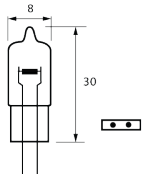
BULB	TYPE	PACK 1	PACK 10
274	24V, 10W	7-002-74	8-002-74



• 15 x 43mm

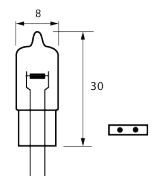
BULB	DESCRIPTION	PACK 1	PACK 10
276	24V, 15W	7-002-76	8-002-76

**G4 CAPSULE HALOGEN BULBS**



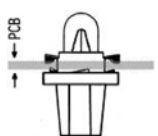
BULB	TYPE	PACK 1	PACK 10
		PART NO.	PART NO.
434	12V, 10W	7-004-34	8-004-34
434F	24V, 10W	7-004-34F	8-004-34F

**G4 SMD LED BULBS**



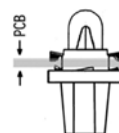
BULB	TYPE	LED
		PACK 1 - WHITE
G41	12V	L-00G-41-W

**B8.5D TACHO BULBS**



• Plastic PCB mounting

BULB	TYPE	LED	
		PACK 2 - BLUE	PACK 2 - WHITE
286T	12V, 1.2W	L-002-86-TB	L-002-86-TW

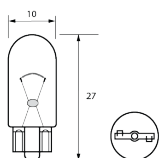


BULB	TYPE	LED
		PACK 2 - YELLOW
508T	24V, 1.2W	L-005-08-TY

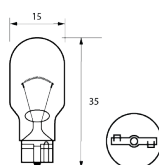
LIGHTING BULBS & BULB HOLDERS BULBS

**W2.1 X 9.5D BULBS**

• 10mm



BULB	TYPE	PACK 1	PACK 10	LED			
				PACK 2 - BLUE	PACK 2 - RED	PACK 2 - WHITE	PACK 2 - YELLOW
501	12V, 5W	7-005-01	8-005-01	L-005-01-B	L-005-01-R	L-005-01-W	L-005-01-Y
501A	12V, 5W, Amber	7-005-01A	8-005-01A	-	-	-	-
504	12V, 3W	7-005-04	8-005-04	-	-	-	-
505	24V, 3W	7-005-05	8-005-05	-	-	-	-
507	24V, 5W	7-005-07	8-005-07	L-005-07-B	L-005-07-R	L-005-07-W	L-005-07-Y



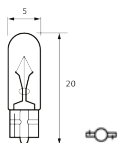
• 35mm

BULB	TYPE	PACK 1	PACK 10
921B	12V, 16W	7-009-21B	8-009-21B

BULB	LED CANBUS PERFECT - PACK 2
501	L-0C5-01-W

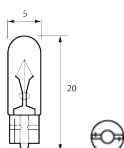
**W2 X 4.6D MINI CAPLESS**

• Suitable for modular switches on pages 128



BULB	TYPE	PACK 5	LED		
			PACK 2 - BLUE	PACK 2 - RED	PACK 2 - WHITE
286	12V, 1.2W	7-002-86	L-002-86-B	L-002-86-R	L-002-86-W

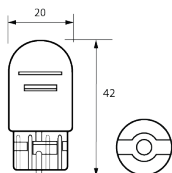
• Suitable for modular switches on pages 128



BULB	TYPE	PACK 5	LED	
			PACK 2 - RED	PACK 2 - WHITE
508	24V, 1.2W	7-005-08	L-005-08-R	L-005-08-W

**W3 X 16Q MINI CAPLESS**

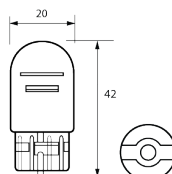
• 20mm



BULB	TYPE	PACK 1	PACK 10	LED
				PACK 2 - WHITE
380W	12V, 21/5W	7-003-80W	8-003-80W	L-003-80-WW

**W3 X 16D MINI CAPLESS**

• 20mm



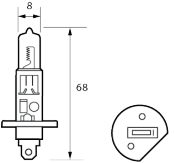
BULB	TYPE	PACK 1	PACK 10	LED
				PACK 2 - WHITE
382W	12V, 21W, Clear	7-003-82W	8-003-82W	L-003-82-WW
382WA	12V, 21W, Amber	7-003-82WA	8-003-82WA	-

**LIGHTING BULBS & BULB HOLDERS BULBS**

**BULBS**

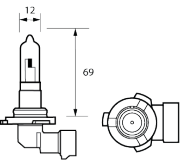
LED BULBS ARE NOT ROAD LEGAL

**H1 BULBS**



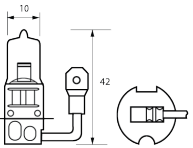
BULB	TYPE	PACK 1	PACK 10	LED	
				PACK 1 - BLUE	PACK 1 - WHITE
448	12V, 55W	7-004-48	8-004-48	L-004-48-B	L-004-48-W
466	24V, 70W	7-004-66	8-004-66	-	-

**HB3 RT/ANG BULBS**



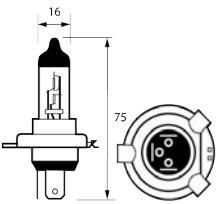
BULB	TYPE	PACK 1	PACK 10	LED
				PACK 1 - WHITE
9005	12V, 60W	7-090-05	8-090-05	L-090-05-W

**H3 HALOGEN BULBS**



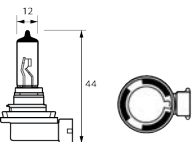
BULB	TYPE	PACK 1	PACK 10
453	12V, 55W UV Halogen	7-004-53	8-004-53
460	24V, 70W Halogen	7-004-60	8-004-60

**H4 P43T BULBS**



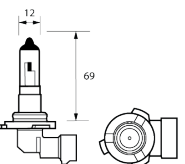
BULB	TYPE	PACK 1	PACK 10	LED	
				PACK 1 - BLUE	PACK 1 - WHITE
472	12V, 60/55W UV	7-004-72	8-004-72	L-004-72-B	L-004-72-W
475	24V, 75/70W	7-004-75	8-004-75	-	-

**H11 PGJ19-2 BULBS**



BULB	TYPE	PACK 1	PACK 10	LED	
				PACK 1 - BLUE	PACK 1 - WHITE
H11	12V, 55W	7-00H-11	8-00H-11	L-00H-11-B	L-00H-11-W
H11A	24V, 70W	7-00H-11A	8-00H-11A	-	-

**HB4 RT/ANG BULBS**

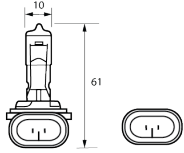


BULB	TYPE	PACK 1	PACK 10	LED
				PACK 1 - WHITE
9006	12V, 51W	7-090-06	8-090-06	L-090-06-W



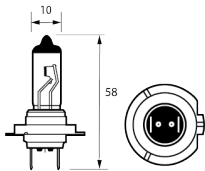
LIGHTING BULBS & BULB HOLDERS BULBS

**PGJ13 HALOGEN CLEAR BULBS**



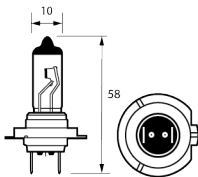
BULB	TYPE	PACK 1	PACK 10
896	12V, 37.5W	7-008-96	8-008-96

**H7 PX26D UV BULBS**



BULB	TYPE	XENON		LED
		PACK 1	PACK 10	PACK 1 - WHITE
499	12V, 55W	7-004-99	8-004-99	L-004-99-W

**H7 XENON**



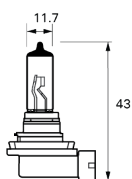
BULB	TYPE	PACK 1	PACK 10
499A	24V, 70W	7-004-99A	8-004-99A

**H10 PY20D LED BULB**



BULB	TYPE	LED
		PACK 1 - WHITE
H10	12V	L-00H-10-W

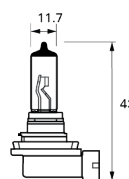
**H9 PGJ19-5 LED BULB**



BULB	TYPE	LED
		PACK 1 - WHITE
H9	12V	L-00H-09-W



**H8 PGJ-19-1 LED BULB**



BULB	TYPE	LED
		PACK 1 - WHITE
H8	12V	L-00H-08-W



**LIGHTING BULBS & BULB HOLDERS BULB HOLDERS**

**BULB HOLDERS**

**T10 WEDGE SINGLE BULB HOLDER**



- Twist fit
- Plastic with 100mm lead

PART NO.	DESCRIPTION	QTY
0-705-11	T10 wedge bulb holder	1

**T10 WEDGE SINGLE BULB HOLDER**



- 100mm lead
- Push fit 12.5mm hole

PART NO.	DESCRIPTION	QTY
0-705-12	T10 wedge bulb holder	1

**BA9S BULB HOLDER**



- Metal
- 130mm flying lead

PART NO.	DESCRIPTION	QTY
0-705-01	BA9s bulb holder	1

**BA15S BULB HOLDER**



- Metal
- 130mm flying lead

PART NO.	DESCRIPTION	QTY
0-705-02	BA15s bulb holder	1

**BAY15D BULB HOLDER**



- Metal
- 130mm flying leads

PART NO.	DESCRIPTION	QTY
0-705-03	BAY15d bulb holder	1

**SBC BATTEN LAMP HOLDER**



- 3-hole fixing
- Spring loaded contacts

PART NO.	DESCRIPTION	QTY
0-705-00	SBC batten lamp holder	1

**H1 BULB HOLDER**

- Ceramic
- 100mm lead



PART NO.	DESCRIPTION	QTY
0-705-21	H1 bulb holder	1

**H4 BULB HOLDER**

- Ceramic
- 100mm leads



PART NO.	DESCRIPTION	QTY
0-705-22	H4 bulb holder	1

**H4 BULB HOLDERS**

- Plastic
- Complete with terminals



PART NO.	DESCRIPTION	QTY
0-539-51	H4 bulb holder	5
5-539-51	Single unit	1

**H7 BULB HOLDER**

- Ceramic
- 100mm leads



PART NO.	DESCRIPTION	QTY
0-705-23	H7 bulb holder	1

**H8 BULB HOLDER**

- Ceramic
- 100mm leads



PART NO.	DESCRIPTION	QTY
0-705-24	H8 bulb holder	1

**H10 AND HB3 BULB HOLDER**

- Ceramic
- 100mm leads



PART NO.	DESCRIPTION	QTY
0-705-25	H10/HB3 bulb holder	1

**HB4 BULB HOLDER**


- Ceramic
- 100mm leads

PART NO.	DESCRIPTION	QTY
0-705-26	HB4 bulb holder	1



# 03

## SWITCHES & INDICATORS



**EXTENSIVE RANGE  
COVERING OVER  
90% OF VEHICLE  
APPLICATIONS.**

<b>BATTERY ISOLATORS .....</b>	<b>122</b>
<b>IGNITION SWITCHES .....</b>	<b>126</b>
<b>DASHBOARD SWITCHES .....</b>	<b>128</b>
<b>TOGGLE SWITCHES .....</b>	<b>132</b>
<b>ROTARY SWITCHES .....</b>	<b>137</b>
<b>PUSH BUTTON SWITCHES .....</b>	<b>138</b>
<b>PUSH/PULL SWITCHES .....</b>	<b>139</b>
<b>DOOR &amp; FOOT SWITCHES .....</b>	<b>140</b>
<b>PUSH BUTTON CONTROLS .....</b>	<b>141</b>

# EXTERNAL SWITCHES

## BATTERY ISOLATORS

### SINGLE POLE

#### 250A REMOVABLE HANDLE



- Rated 250A at 24V and 2150A for 5 seconds
- M10 Terminals
- Requires 24mm hole
- Splash proof to IP54




PART NO.	DESCRIPTION	QTY
0-605-52	Battery isolator	1

#### 250A FIXED HANDLE



- Fixed handle
- Rated 250A at 24V and 2500A for 5 seconds
- M10 studs and requires 30.5mm hole
- Replaces Ford / Iveco 4822229



PART NO.	DESCRIPTION	QTY
0-605-60	Battery isolator	1

#### 400A REMOVABLE KEY



- Removable key with lockout, splash proof cover, IP65
- Rated 400A at 24V and 4000A for 5 seconds
- M10 studs and requires 24mm hole
- 8mm lock hole



PART NO.	DESCRIPTION	QTY
0-605-53	Battery isolator	1

#### 250A FIXED 'T' KEY



- Rated 250A at 24V and 2150A for 5 seconds
- M10 terminals
- Requires 30.5mm hole
- Waterproof to IP67




PART NO.	DESCRIPTION	QTY
0-605-62	Battery isolator	1

#### 150A BATTERY SWITCH WITH REMOVABLE KEY



- Single throw on/off isolator with removable handle
- 24VDC max
- 150A continuous
- 1000A max for 5 seconds
- M10 terminals
- Protected to IP65



PART NO.	DESCRIPTION	QTY
0-605-05	Battery isolator	1
0-605-96	Replacement key	1

#### 100A REMOVABLE KEY



- Battery isolator with removable key in the 'On' or 'Off' positions.
- Rated 100A at 24V, 500A for 5 seconds
  - M10 studs and 22.5mm hole
  - Supplied with 2 keys



PART NO.	DESCRIPTION	QTY
0-605-20	Battery isolator	1
0-605-19	Blank/uncut key	1

#### 100A REMOVABLE KEY



- Rated 100A at 24V and 500A for 5 seconds
- M8 studs and requires 24mm hole
- Splash proof cover



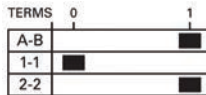
PART NO.	DESCRIPTION	QTY
0-605-00	Battery isolator	1
0-605-99	Replacement key	1

SWITCHES & INDICATORS EXTERNAL SWITCHES BATTERY ISOLATORS

**100A REMOVABLE KEY**

Battery isolator with removable key and splash proof cover.

- With independent ignition switching and controlled earth leakage through a resistor to avoid damage through load dumping
- Rated 100A at 24V and 500A for 5 seconds
- M10 studs




PART NO.	DESCRIPTION	QTY
0-605-90	Battery isolator	1

PART NO.	DESCRIPTION	QTY
0-605-98	Replacement key	1

**75A REMOVABLE KEY**

Battery isolator with removable key in the 'Off' position.

- Rated 75A at 24V, 200A for 5 seconds
- M10 studs and requires 22.5mm hole
- Supplied with 2 keys



PART NO.	DESCRIPTION	QTY
0-605-21	Battery isolator	1
0-605-19	Blank/uncut key	1

**100A KNOB**


- Rated 100A at 24V and 500A for 5 seconds
- M10 studs and requires 19.5mm hole
- Replaces SSB106



PART NO.	DESCRIPTION	QTY
0-605-01	Battery isolator	1

**100A KNOB**

- Rated 100A at 24V and 500A for 5 seconds
- M10 studs, requires 19.5mm hole and two 4mm fixing holes
- Replaces SSB103



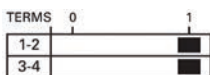
PART NO.	DESCRIPTION	QTY
0-605-02	Battery isolator	1

**DOUBLE POLE**

**250A REMOVABLE KEY**

Battery isolator, double pole with removable key and splash proof cover.

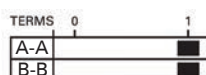
- Rated 250A at 24V and 2500A for 5 seconds
- Connects or disconnects both poles simultaneously
- Requires 24mm hole, M10 studs
- Housing protected to IP66



PART NO.	DESCRIPTION	QTY
0-605-51	Battery isolator	1
0-605-55	Replacement key	1

**125A FIXED HANDLE**

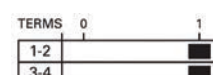
- Double pole battery isolator with fixed handle.
- Rated at 125A continuous 500A for 15 seconds
  - 3/8" - 24 studs and requires 18.6mm hole



PART NO.	DESCRIPTION	QTY
0-605-22	Battery isolator	1

**500A BATTERY DISCONNECT SWITCH**

- Double pole battery disconnect switch with fixed lockable handle.
- Rated at 500A continuous 2250A for 30 seconds
  - IP69K (front) and IP67 (rear)
  - Studs M12 x 25mm and requires 80mm hole



PART NO.	DESCRIPTION	QTY
0-605-80	Battery isolator	1

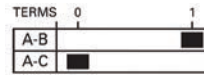
## CHANGE-OVER

### 250A FIXED HANDLE



Battery change-over switch with fixed handle.

- 2 position on/on for switching from one battery to another
- Rated 250A at 24V and 2500A for 5 seconds
- Studs M10 x 2, M12 x 1 and requires 26.5mm hole



PART NO.	DESCRIPTION	QTY
0-605-70	Fixed handle	1

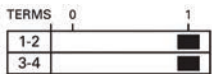
## MARINE

### 250A FIXED HANDLE



Marine double pole battery isolator with fixed handle.

- Rated 250A at 24V and 2500A for 5 seconds
- Connects or disconnects both poles simultaneously
- M10 studs



PART NO.	DESCRIPTION	QTY
0-605-26	Fixed handle	1

### 300A REMOVABLE KNOB



Marine battery isolator with removable control knob (off position).

- Rated at 300A continuous (1hr) at 48VDC and 1000A for 5 seconds
- M10 studs
- L 69 x W 77 x H 69mm
- CE approved



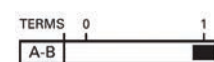
PART NO.	DESCRIPTION	QTY
0-605-11	Removable knob	1
0-605-94	Replacement knob	1

### 550A FIXED KNOB



Marine battery isolator with fixed control knob with padlock hole.

- Rated at 550A continuous (1hr) and 2500A for 5 seconds, max 48VDC
- M12 studs
- L 102 x W 90 x H 102mm
- CE approved



PART NO.	DESCRIPTION	QTY
0-605-12	Fixed knob	1

### 75A REMOVABLE KEY



Marine battery isolator with removable key and splash proof cover.

- Rated 75A at 24V, 200A for 5 seconds
- M10 studs and requires 22.5mm hole



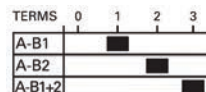
PART NO.	DESCRIPTION	QTY
0-605-13	Battery isolator	1
0-605-97	Replacement key	1

### 310A KNOB



Marine battery isolator and change over switch with solid copper contacts.

- Rated 310A continuous and 500A for 5 seconds, max 36VDC
- Selects between batteries one, two, both or off
- M10 studs
- L 160 x W 72 x H 160mm



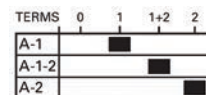
PART NO.	DESCRIPTION	QTY
0-605-10	Knob	1

### 300A REMOVABLE KNOB



Marine battery isolator with removable control knob (in 1 or 2 position).

- Rated at 300A continuous (1hr) at 48VDC and 1000A for 5 seconds
- Selects between batteries one, two, both or off
- M10 studs
- L 69 x W 77 x H 69mm
- CE approved



PART NO.	DESCRIPTION	QTY
0-605-09	Removable knob	1

SWITCHES & INDICATORS EXTERNAL SWITCHES BATTERY ISOLATORS

### EMERGENCY ISOLATORS

#### 150A, 48V

Emergency push button battery isolator.

- Turn button 45° to switch on, push to disconnect
- Rated 150A at 48V and 500A for 10 seconds
- M8 studs and requires 41mm hole
- Protected to IP66

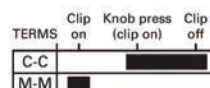


PART NO.	DESCRIPTION	QTY
0-605-40	150A	1

#### 15A, 12V

Marine emergency cut-off switch with lanyard, cut-out can also be operated with lanyard clip in place by pressing knob, suitable for coil or magneto ignition.


- 6.3mm blade terminals
- 16mm panel hole
- Rated at 15A at 12V



PART NO.	DESCRIPTION	QTY
0-605-41	15A	1

### REMOTE BATTERY SWITCHES

#### 300A, 12V

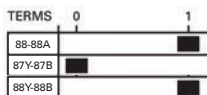



Battery isolator, 12V, single pole electrically remotely switched.

- Bosch 'U' type fixing bracket
- Rated at 300A continuous, 600A for 20 seconds and 2400A for 1 seconds
- M10 and M5 studs

PART NO.	DESCRIPTION	QTY
0-605-33	300A	1

#### 300A, 24V

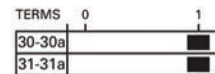



Battery isolator, 24V, single pole, with auxiliary circuit electrically remotely switched.

- Side mount bracket
- Rated at 300A continuous, 600A for 20 seconds and 2400A for 1 seconds
- M10 and M4 studs

PART NO.	DESCRIPTION	QTY
0-605-63	300A	1

#### 250A, ISOLATED RETURN



Battery isolator, double pole, electrically remotely switched.

- Isolated return
- Rated 250A at 24V and 2500A for 5 seconds
- Terminal sizes M10 and M5
- Protected to IP65
- CE approved
- Resists pressure water jets

PART NO.	DESCRIPTION	QTY
0-605-44	24V	1

### AIR SWITCHES

#### 72.5 PSI

- 72.5psi / 5.0bar
- M12 x 1.5
- Replaces Wabco 441 014 015 0



PART NO.	DESCRIPTION	QTY
0-577-20	72.5 PSI	1

#### 2.2 PSI

- 2.2psi / 0.15bar
- M12 x 1.5
- Rated 5A at 24V
- Replaces Wabco 441 014 019 0

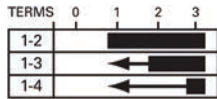


PART NO.	DESCRIPTION	QTY
0-579-60	2.2 PSI	1

# IGNITION SWITCHES

## METAL IGNITION SWITCHES

### OFF/IGNITION/PRE-HEAT/HEAT START

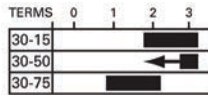


4 position switch, off/ignition/pre-heat/heat start.

- Ø 16mm panel hole
- Supplied with two keys
- Replaces Lucas 34228, 35670

PART NO.	DESCRIPTION	QTY
0-351-06	4 position switch	1
0-351-10	Replacement key	1

### OFF/ACCESSORY/IGNITION/START

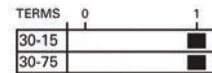


4 position switch, off/accessory/ignition/start.

- Ø 22mm panel hole
- Supplied with two universal keys

PART NO.	DESCRIPTION	QTY
0-351-05	4 position switch	1
0-351-09	Spare universal key	1
0-351-90	Splash-proof key slot cover	1

### OFF/ON

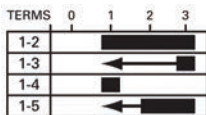


2 position switch, off/on.

- Ø 22mm panel hole
- Supplied with two universal keys

PART NO.	DESCRIPTION	QTY
0-351-01	2 position switch	1
0-351-09	Spare universal key	1
0-351-90	Splash-proof key slot cover	1

### OFF/IGNITION/PRE-HEAT/HEAT START

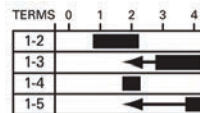


4 position switch, off/ignition/pre-heat/heat start.

- Ø 16mm panel hole
- Supplied with two keys
- Replaces Lucas 35327

PART NO.	DESCRIPTION	QTY
0-351-04	4 position switch	1
0-351-10	Replacement key	1

### OFF/ACCESSORY/IGNITION/PRE-HEAT/HEAT START

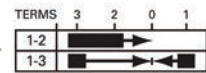


5 position switch, off/accessory/ignition/pre-heat/heat start.

- Ø 19mm panel hole
- Supplied with two keys
- Replaces Lucas 36614

PART NO.	DESCRIPTION	QTY
0-351-08	5 position switch	1
0-351-10	Replacement key	1

### START/OFF/PRE-HEAT/HEAT START



4 position switch, start/off/pre-heat/heat start.

- Ø 16mm panel hole
- Supplied with two keys
- Replaces Lucas 35630

PART NO.	DESCRIPTION	QTY
0-351-07	4 position switch	1
0-351-10	Replacement key	1



## PLASTIC IGNITION SWITCHES

### ACCESSORY/OFF/ACCESSORY AND IGNITION/ PRE-HEAT/START

TERMS	P	0	1	2	3
30-58	■			■	
30-1554			■	■	■
30-19		←	←	←	←
30-17		←	←	←	←
30-50a		←	←	←	←

5 position switch, accessory/off/accessory and ignition/pre-heat/start.

- Ø 26mm panel hole
- Protected to DIN400050, IP64
- Supplied with two shrouded keys
- 100 key type

PART NO.	DESCRIPTION	QTY
0-351-55	5 position switch	1
0-351-11	Spare blank/uncut key	1
0-351-56	Switch as above but with single common 14607 keys	1
0-351-59	Spare 14607 key	1



### ACCESSORY/OFF/ACCESSORY AND IGNITION/ START

TERMS	P	0	1	2
30-58	■			■
30-1554			■	■
30-50a		←	←	←

4 position switch, accessory/off/accessory and ignition/start.

- Ø 26mm panel hole
- Protected to DIN40050 IP64
- Supplied with two shrouded keys
- 100 key type

PART NO.	DESCRIPTION	QTY
0-351-51	4 position switch	1
0-351-11	Spare blank/uncut key	1



### OFF/IGNITION/PRE-HEAT/START

TERMS	0	1	2	3
30-15/54			■	■
30-19		←	←	←
30-17		←	←	←
30-50a		←	←	←

4 position switch off/ignition/pre-heat/start.

- Ø 26mm panel hole
- Supplied with two keys (No.14603)

PART NO.	DESCRIPTION	QTY
0-351-20	4 position switch	1
0-351-29	Spare 14603 key	1



### PARK/OFF/IGNITION/START

TERMS	P	0	1	2
30-P	■			
30-15			■	■
30-15a			■	■
30-50		←	←	←

4 position switch, park/off/ignition/start.

- Ø 19mm panel hole
- Supplied with two keys
- 200 key types

PART NO.	DESCRIPTION	QTY
0-351-03	4 position switch	1
0-351-14	Spare blank/uncut key	1



# DASHBOARD SWITCHES

## ROCKER SWITCHES & WARNING LIGHTS

### LED MODULAR ROCKER SWITCHES



LED Rocker switches offering a range of functions. The complete product can be accommodated in an industry standard panel cut out or gang mounted on a choice of frames.

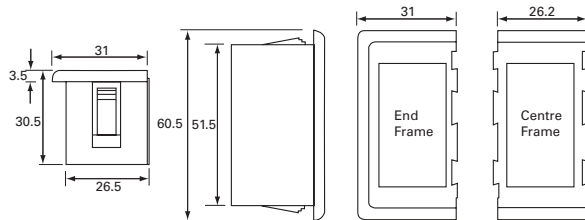


**Top pick for EVs**

- 1 or 2 LED illuminations
- 12/24V
- Protected to IP66 (front)
- Choice of lens legends and colours
- 20A at 12VDC and 10A at 24VDC

### STEP1 | SELECT YOUR PANEL

- 1 SWITCH ONLY - no ganging frame needed, go to step 2
- 2+ SWITCHES - build your panel using our ganging frames



DESCRIPTION	PART NO.
<b>GANG MOUNTING FRAMES</b>	
End Frame	0-798-10
Middle Frame	0-798-11
Blank Plate	0-798-98
<b>TERMINAL CONNECTOR BLOCK (optional)</b>	
Connector block	0-798-99
<b>TOOLS</b>	
Rocker switch removal tool	0-798-95

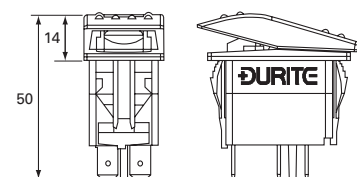
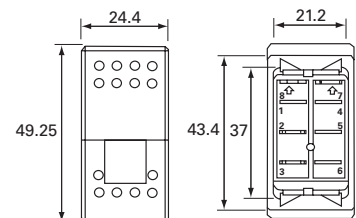
Panel cut-out for single switch:  
W 21.2 x H 37.5mm.

Panel cut-out for 2 end frames:  
W 53 x H 51.5mm, add W 26.2mm for each centre frame.

### STEP2 | SELECT YOUR BODY

#### FUNCTIONS / ILLUMINATION

FUNCTION	SINGLE POLE	DOUBLE POLE	1 ILLUMINATION	2 ILLUMINATIONS	PART NO.
<b>2-POSITION SWITCH</b>					
Off/On	x		x		0-780-51
		x	x		0-780-61
Off/Momentary On	x		x		0-781-51
		x	x		0-781-61
Change-Over	x			x	0-782-52
		x		x	0-782-62
<b>3-POSITION SWITCH</b>					
On/Off/On	x			x	0-784-52
		x		x	0-784-62
On/Off/Momentary On	x			x	0-785-52
		x		x	0-785-62
Momentary On/Off/Momentary On	x			x	0-786-52
		x		x	0-786-62
On/On/On		x	x		0-789-62



SWITCHES & INDICATORS DASHBOARD SWITCHES ROCKER SWITCHES & WARNING LIGHTS

## STEP3 | SELECT YOUR ROCKER

### ONE OR TWO LENSES

DESCRIPTION	PART NO.
One lens rocker	0-795-XX
Two-lens rocker	0-796-XX



✂ XX - Select a lens colour (blank) or white lens with logo and add extension to part number.

✂ One lens rocker. ✂ Two-lens rocker.

### LENS COLOUR

	amber	0-79X-90
	red	0-79X-95

	blue	0-79X-92
	white	0-79X-97

	green	0-79X-94
--	-------	----------

✂ These are blank lenses.

### WHITE LENS WITH LOGO

✂ The legends are printed on the white lenses, these can be printed on other coloured lenses to order subject to minimum quantity.

	windscreen wiper	0-79X-01
	windscreen washer	0-79X-02
	rear screen wiper	0-79X-03
	headlamp wiper/washer	0-79X-04
	headlamp washer	0-79X-05
	side lights	0-79X-06
	front fog lamps	0-79X-08
	rear fog lamps	0-79X-09
	front/rear work lamps	0-79X-10
	front work lamp	0-79X-11
	rear work lamp	0-79X-12
	5th wheel work lamp	0-79X-13
	lights	0-79X-14
	interior lamps	0-79X-15

	hazard beacon	0-79X-18
	diesel pre-heat	0-79X-20
	fan	0-79X-21
	air conditioning	0-79X-22
	heated seat	0-79X-23
	windscreen demist	0-79X-24
	rear window demist	0-79X-25
	wing mirror demist	0-79X-26
	horn	0-79X-34
	down	0-79X-37
	up	0-79X-38
	up down	0-79X-39
	fuel tank change over	0-79X-41
	fuel tank two	0-79X-43


	winch	0-79X-47
	slow	0-79X-48
	fast	0-79X-49
<b>L</b>	left	0-79X-50
<b>R</b>	right	0-79X-51
<b>1</b>	on/one	0-79X-52
	rear window wiper/washer	0-79X-53
	rear window washer	0-79X-54
	lock	0-79X-55
	unlock	0-79X-56
	window lift	0-79X-44
	power	0-79X-45
	instrument lamps	0-79X-16
	reading lamp	0-79X-17

### EXAMPLE

If you want to order a two-lens rocker with horn logo, you will need to order  
 - a body 2-position, On/Off single pole switch 0-780-51 (STEP2) and  
 - a two-lens rocker 0-796-xx with a white lens with horn logo 0-79x-34, so 0-796-34 (STEP3)

## OTHER ROCKER SWITCHES

### POPULAR ON/OFF




On/off, single pole switch, plastic rocker.

- 12/24V LED indicator
- 4.8mm blade terminals
- Snap fits into Ø 20mm panel hole
- 10A at 12VDC rating

PART NO.	DESCRIPTION	QTY
0-531-01	Non-illuminated	1
0-531-02	Blue LED	1
0-531-04	Green LED	1
0-531-05	Red LED	1
0-531-10	Amber LED	1
3-531-05	Red LED	100

### ON/OFF SWITCH WITH LOGO




Amber, on/off single pole switch, plastic rocker.

- 12/24V LED indicator
- 4.8mm blade terminals
- Snap fits into 20mm Ø panel hole
- 10A at 12V DC rating

DESCRIPTION	PACK 1	PACK 50
	PART NO.	PART NO.
Beacon symbol	0-531-18	4-531-18
Work lamp symbol	0-531-11	4-531-11
5th wheel symbol	0-531-13	4-531-13

### WITH OR WITHOUT COVER




12V, On/off, single pole switch, plastic rocker and 4.8mm blade terminals.

- Snap fits into rectangular panel hole 19.5 x 13mm
- 10A at 12VDC rating

PART NO.	DESCRIPTION	QTY
0-530-01	Without cover	1
0-530-51	With flexible PVC cover	1

### ILLUMINATED RED OR AMBER




On/off single pole illuminated round rocker switch.

- 4.8mm blade terminals
- Snap fits into Ø 20mm panel hole
- 20A at 12V rating

PART NO.	DESCRIPTION	QTY
0-531-25	Red LED 12V	1
0-531-30	Amber LED 12V	1

### MINI ON/OFF




On/off, single pole switch, miniature plastic rocker and 4.8mm blade terminals.

- Snap fits into Ø 15mm panel hole
- 6A at 12VDC rating

PART NO.	DESCRIPTION	QTY
0-531-00	Mini on/off	1

### ON/ON CHANGE-OVER



12/24V Change-over or on/off, single pole switch and plastic rocker.

- 4.8mm blade terminals
- 10A at 12V DC rating

PART NO.	DESCRIPTION	QTY
0-530-02	On/on change over	1



SWITCHES & INDICATORS DASHBOARD SWITCHES ROCKER SWITCHES & WARNING LIGHTS

## WARNING LIGHTS

### 12V MINI CLASSIC

Warning light with 12V 2W BA7s bulb.

- Ø 13mm panel hole and 6.3mm blade terminals
- Re-lamped from rear of panel



LENS	PACK 1	PACK 100
	PART NO.	PART NO.
Blue	0-609-02	3-609-02
Green	0-609-04	3-609-04
Red	0-609-05	3-609-05
Amber	0-609-10	3-609-10

### 12/24V MICRO LED

Warning light, 12/24V LED, for push fit into 8.2mm panel hole.

- Supplied with 300mm leads
- Warning - observe polarity, red +ve, black -ve



LENS	12V	24V	QTY
Green	0-607-04	0-607-24	1
Red	0-607-05	0-607-25	1
Amber	0-607-10	0-607-30	1
Red - Flashing	0-607-55	0-607-75	1

### LED WARNING



Warning light, 12/24V LED indicator.

- 4.8mm blade terminals
- Snap fits into Ø 20mm panel hole

LENS	PART NO.	QTY
Blue	0-607-32	1
Green	0-607-34	1
Red	0-607-35	1
Amber	0-607-40	1

### BULB WARNING



Warning light, supplied without 9mm BA9s bulb.

- 17mm panel hole and 6.3mm terminals
- Re-lamped from front of panel
- 2W bulb max

LENS	PART NO.	QTY
Blue	0-609-62	1
Green	0-609-64	1
Red	0-609-65	1
Amber	0-609-70	1

### WITH SYMBOLS

Warning light, supplied without 9mm BA9s bulb.




- 17mm panel hole and 6.3mm terminals
- Re-lamped from front of panel
- 2W bulb max

LENS	PART NO.	SYMBOLS	QTY
Red	0-609-51		1
Red	0-609-53		1
Red	4-609-54		1
Red	0-609-56		1
Green	0-609-57		1
Amber	0-609-59		1



WE'RE ON SOCIAL MEDIA FOLLOW US @DURITELIMITED




# TOGGLE SWITCHES

## 2 POSITIONS

### SINGLE POLE, PLAIN ON/OFF

#### METAL TOGGLE

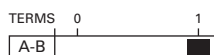


On/off, single pole switch, with nickel plated brass lever.

- 6.3mm blade terminals
- 13mm panel hole
- 10A at 28VDC rating

PART NO.	DESCRIPTION	QTY
0-603-00	10A	1

#### METAL, WITH RUBBER SEAL



On/off, single pole switch, with rubber sealing gaiter over nickel plated brass lever.

- 6.3mm terminals
- 13mm panel hole
- 10A at 28VDC rating

PART NO.	DESCRIPTION	QTY
0-603-50	10A	1

#### PLASTIC PADDLE



On/off, single pole switch, with plastic paddle style lever.

- 6.3mm blade terminals
- 14.5mm panel hole
- 5A at 12VDC rating
- Replaces SPB200

PART NO.	DESCRIPTION	QTY
0-364-11	5A	1

#### PVC SHROUDED PLASTIC TOGGLE

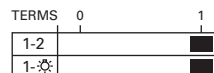


On/off, single pole switch, with PVC shroud over nylon toggle lever.

- 6.3mm blade terminals
- 13mm panel hole
- 10A at 12VDC rating

PART NO.	DESCRIPTION	QTY
0-364-50	10A	1

#### ILLUMINATED WITH 12/24V LED




On/off, single pole switch, nickel plated round metal lever with 12/24V LED indicator.

- 6.3mm blade terminals
- 13mm panel hole
- 10A at 28VDC rating

PART NO.	DESCRIPTION	QTY
0-603-02	Blue LED	1
0-603-04	Green LED	1
0-603-05	Red LED	1
0-603-10	Amber LED	1

#### PLASTIC PADDLE STYLE



On/off, single pole switch, with plastic paddle style lever.

- 6.3mm blade terminals
- 13mm panel hole
- 10A at 12VDC rating

PART NO.	DESCRIPTION	QTY
0-603-01	10A	1

#### PLASTIC TOGGLE STYLE



On/off, single pole switch, with plastic toggle style lever.

- 6.3mm blade terminals
- 13mm panel hole
- 10A at 12VDC rating



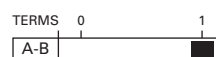
PART NO.	DESCRIPTION	QTY
0-364-00	10A	1

#### PLASTIC FLAT LEVER



On/off, single pole switch, with plastic flat lever style.

- 6.3mm blade terminals
- 13mm panel hole
- 10A at 12VDC rating



PART NO.	DESCRIPTION	QTY
0-364-01	10A	1

SWITCHES & INDICATORS DASHBOARD SWITCHES TOGGLE SWITCHES

SINGLE POLE, OTHERS

METAL CHANGE-OVER OR ON/OFF



Change-over or on/off, two position, single pole switch.

- Nickel plated brass lever
- 6.3mm blade terminals
- 13mm panel hole
- 10A at 28VDC rating

PART NO.	DESCRIPTION	QTY
0-658-01	10A	1

MOMENTARY ON



Momentary on, single pole switch, with nickel plated brass lever and 6.3mm blade terminals.

- 13mm panel hole
- 10A at 28VDC rating

PART NO.	DESCRIPTION	QTY
0-687-01	10A	1

MOMENTARY ON



Momentary on, single pole switch, with plastic paddle style lever.

- 6.3mm blade terminals
- 14.5mm panel hole
- 5A at 12VDC rating
- Replaces SPB204

PART NO.	DESCRIPTION	QTY
0-687-11	5A	1

CHANGE-OVER OR ON/OFF



Change-over or on/off, two position, single pole switch.

- Rubber sealing gaiter over nickel plated brass lever
- 6.3mm blade terminals
- 13mm panel hole
- 10A at 28VDC rating

PART NO.	DESCRIPTION	QTY
0-658-51	10A	1

METAL, MOMENTARY ON

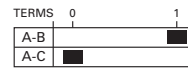


Momentary on, single pole switch, with rubber sealing gaiter over nickel plated brass lever.

- 6.3mm blade terminals
- 13mm panel hole
- 10A at 28VDC rating

PART NO.	DESCRIPTION	QTY
0-687-50	10A	1

CHANGE-OVER OR ON/OFF

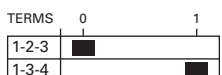


Change-over or on/off, two position, single pole switch.

- Nylon paddle style lever
- 6.3mm blade terminals
- 13mm panel hole
- 10A at 12VDC rating

PART NO.	DESCRIPTION	QTY
0-658-00	10A	1

ON/ON OR CHANGE-OVER

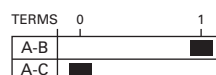


On/on or change-over, single pole switch, with plastic paddle style lever.

- 6.3mm blade terminals
- 14.5mm panel hole
- 18A at 12VDC rating
- Replaces 34889

PART NO.	DESCRIPTION	QTY
0-658-11	18A	1

CHANGE-OVER OR ON/OFF

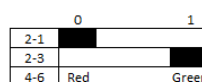


Change-over or on/off, two position, single pole miniature lever switch.

- Chrome plated brass lever and solder lug terminals
- 6.5mm panel hole
- 5A at 28VDC rating
- Protected to IP67

PART NO.	DESCRIPTION	QTY
0-603-60	5A	1

ILLUMINATED CHANGE-OVER OR ON/OFF



Illuminated change-over or on/off switch.

- LED changes from red to green
- Single pole single throw
- 6.3mm terminals
- Ø 11mm panel hole
- 30A at 12V rating

PART NO.	DESCRIPTION	QTY
0-658-03	12V	1

## DOUBLE POLE

### HEAVY-DUTY, BRASS LEVER



On/off, double pole heavy-duty switch, with nickel plated brass lever and screw.

- 6.3mm blade terminals
- 13mm panel hole
- 20A at 12VDC rating

TERMS	0	1
A-B		■
C-D		■

PART NO.	DESCRIPTION	QTY
0-495-00	20A	1

### CHANGE-OVER OR ON/OFF



Change-over or on/off, two position, double pole switch.

- Nickel plated brass lever
- 6.3mm blade terminals
- 13mm panel hole
- 10A at 28VDC rating

TERMS	0	1
A-B		■
A-C	■	
D-E		■
D-F	■	

PART NO.	DESCRIPTION	QTY
0-658-02	10A	1

## THREE POSITIONS SINGLE POLE

### MOMENTARY CHANGE-OVER OR MOMENTARY ON/OFF/MOMENTARY ON

TERMS	1	0	2
A-B	■		■
A-C		■	



Momentary on/off/momentary on or momentary change-over, single pole switch biased off.

- Nickel plated brass lever
- 6.3mm blade terminals
- 13mm panel hole
- 10A at 28VDC rating

PART NO.	DESCRIPTION	QTY
0-496-00	10A	1

### CHANGE-OVER OR ON/OFF/ON



TERMS	1	0	2
A-B			■
A-C	■		

Change-over or on/off/on, three position, single pole switch.

- Nickel plated brass lever
- 6.3mm blade terminals
- 13mm panel hole
- 10A at 28VDC rating

PART NO.	DESCRIPTION	QTY
0-349-01	10A	1

### MOMENTARY CHANGE-OVER OR MOMENTARY ON/OFF/MOMENTARY ON

TERMS	1	0	2
A-B	■		■
A-C		■	



Momentary change-over or momentary on/off/momentary on, single pole switch, with rubber sealing gaiter over nickel plated brass lever.

- 6.3mm terminals
- 13mm panel hole
- 10A at 28VDC rating

PART NO.	DESCRIPTION	QTY
0-496-50	10A	1

### CHANGE-OVER OR ON/OFF/ON



Change-over or on/off/on, three position, single pole switch.

- Rubber sealing gaiter over nickel plated brass lever
- 6.3mm blade terminals
- 13mm panel hole
- 10A at 28VDC rating

TERMS	1	0	2
A-B			■
A-C	■		

PART NO.	DESCRIPTION	QTY
0-349-40	10A	1

### OFF/A/A+B



Off/A/A+B, three position side and head lamp single pole switch.

- Nickel plated brass lever
- 6.3mm blade terminals
- 13mm panel hole
- 10A at 28VDC rating

TERMS	0	1	2
A-B		■	■
A-C		■	

PART NO.	DESCRIPTION	QTY
0-645-00	10A	1



SWITCHES & INDICATORS DASHBOARD SWITCHES TOGGLE SWITCHES

**STEERING COLUMN INDICATOR**

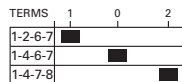


Steering column indicator switch or on/off/on, three position single pole switch.

- For mounting on Ø 35-40mm column
- Stalk length 121mm
- Rated 6A at 12VDC and 3A at 24VDC

PART NO.	DESCRIPTION	QTY
0-612-00	6A	1

**ON/ON/ON**



On/on/on, single pole switch, with plastic paddle style lever.

- 6.3mm blade terminals
- 14.5mm panel hole
- 10A at 12VDC rating
- Replaces 35927 and 31788

PART NO.	DESCRIPTION	QTY
0-645-11	10A	1

**ON/OFF/MOMENTARY ON OR MOMENTARY CHANGE-OVER**



On/off/momentary on or momentary change-over, single pole switch biased off.

- Nickel plated brass lever
- 6.3mm blade terminals
- 13mm panel hole
- 10A at 28VDC rating

PART NO.	DESCRIPTION	QTY
0-496-01	10A	1

**ON/OFF/MOMENTARY ON**



On/off/momentary on, single pole switch, with rubber sealing gaiter over nickel plated brass lever.

- 6.3mm blade terminals
- 13mm panel hole
- 10A at 28VDC rating

PART NO.	DESCRIPTION	QTY
0-496-40	10A	1

**ON/OFF/ON OR CHANGE-OVER**




On/off/on or change-over, single pole switch, with plastic paddle style lever.

- 6.3mm blade terminals
- 14.5mm panel hole
- 10A at 12VDC rating
- Replaces 31743

PART NO.	DESCRIPTION	QTY
0-349-11	10A	1

**CHANGE-OVER OR ON/OFF/ON**




Change-over or on/off/on, three position, single pole switch centred off.

- Nylon paddle style lever
- 6.3mm blade terminals
- 13mm panel hole
- 10A at 12VDC rating

PART NO.	DESCRIPTION	QTY
0-349-00	10A	1

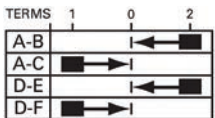
## DOUBLE POLE

### MOMENTARY ON/OFF/MOMENTARY ON OR MOMENTARY CHANGE-OVER



Momentary on/off/momentary on or momentary change-over, double pole switch.

- Nickel plated brass lever
- 6.3mm blade terminals
- 13mm panel hole
- 10A at 28VDC rating



PART NO.	DESCRIPTION	QTY
0-496-02	10A	1

### METAL CHANGE-OVER OR ON/OFF/ON



Change-over or on/off/on, three position, double pole switch.

- Nickel plated brass lever
- 6.3mm blade terminals
- 13mm panel hole
- 10A at 28VDC rating



PART NO.	DESCRIPTION	QTY
0-349-02	10A	1

## ACCESSORIES

### RUBBER SEALING GAITER



Rubber sealing gaiter for standard 12.5mm shafted toggle switches.

PART NO.	DESCRIPTION	QTY
0-603-99	Rubber sealing gaiter	10

### TOGGLE SWITCH SAFETY GUARD



- Moulded red plastic
- Spring loaded
- Prohibits accidental switch activation
- Fits most 13mm toggle switches

PART NO.	DESCRIPTION	QTY
0-603-03	Safety guard	1

### FACIA PLATE FOR METAL TOGGLE SWITCHES



- 13mm bodies
- "Off" is the up position

PART NO.	DESCRIPTION	QTY
0-603-06	Facia plate	10



Covering over 90% vehicle applications, Durite offers an extensive range of Switches & Indicators, including custom design switches and made-to-order switch panels. Durite carries stock of all fast-moving "everyday use" switches.

# ROTARY SWITCHES

## OFF/SIDE/HEAD

TERMS	0	1	2
+1		█	█
+2		█	█
+3		█	█
+4		█	█
	NO CONNECTION		



Off/side/head, three position rotary switch.

- Splash proof to DIN40 050, IP53
- Ø 12mm panel hole
- 29A at 12VDC rating

PART NO.	DESCRIPTION	QTY
0-656-04	29A	1

## MOMENTARY ON/OFF/ MOMENTARY ON

TERMS	1	0	2
A-B	█	█	█
A-C	█	█	█



Momentary change-over or momentary on/off/momentary on, rotary switch.

- Splash proof to DIN40, 050 IP53
- Ø 12mm panel hole
- 15A at 12VDC rating

PART NO	DESCRIPTION	QTY
0-656-05	15A	1

## OFF/ON/ON

TERMS	0	1	2
A-B		█	█
A-C		█	█



Off/on/on, three position rotary switch.

- Splash proof to DIN40 050, IP53
- Ø 12mm panel hole
- 15A at 12VDC rating

PART NO.	DESCRIPTION	QTY
0-656-03	15A	1

## SPLASH PROOF ON/OFF

TERMS	0	1
A-B		█



On/off, rotary switch.

- Splash proof to DIN40 050, IP53
- Ø 12mm panel hole
- 15A at 12VDC rating

PART NO.	DESCRIPTION	QTY
0-656-02	15A	1

## ON/OFF WITH 3 LENSES



TERMS	0	1
A-B		█
E&F		█



On/off, rotary switch.

- Splash proof to DIN40 050, IP53
- Illumination for 12V only
- Supplied with a choice of red, amber and green lens
- Ø 12mm panel hole
- 15A at 12VDC rating

PART NO.	DESCRIPTION	QTY
0-656-00	15A	1

## OFF/SIDE/DIP/MAIN HEADLAMP

TERMS	0	1	2	3 Push
30-57/58		█	█	█
30-56b		█	█	█
30-56a		█	█	█
30-49		█	█	█



Off/side/dip/main headlamp rotary switch, with horn push.

- 6.3mm blade terminals
- 14mm panel hole
- 20/4A at 12VDC rating
- 5/2A at 24VDC rating

PART NO.	DESCRIPTION	QTY
0-645-70	12/24V	1

## WIPER SWITCH

TERMS	0	1	2
B-P		█	█
B-L		█	█
B-H		█	█



Wiper switch on/on/on, for 2 speed and self-park wipers.

- 6.3mm blade terminals
- Ø 11mm panel hole
- 10A at 12VDC rating

PART NO.	DESCRIPTION	QTY
0-646-50	10A	1

## INDICATOR SWITCH

TERMS	1	0	2
30-56a	█	█	█
30-57	█	█	█



Indicator switch or on/off/on, three position rotary switch.

- Plastic lever and screw terminals
- 27mm panel hole.
- 6A at 12VDC rating

PART NO.	DESCRIPTION	QTY
0-483-00	Indicator switch	1
0-484-00	Indicator switch with illuminated green plastic lever	1

## LIGHT SWITCH

TERMS	0	1	2	3
30-58		█	█	█
30-56b		█	█	█
30-56a		█	█	█
30-57		█	█	█



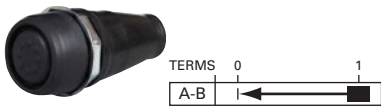
Light switch (off/side/dip/beam) or off/on/on/on, four position rotary switch.

- Plastic lever and screw terminals
- 27mm panel hole
- 11A at 12VDC rating

PART NO.	DESCRIPTION	QTY
0-645-60	11A	1

# PUSH BUTTON SWITCHES

## RUBBER SEAL

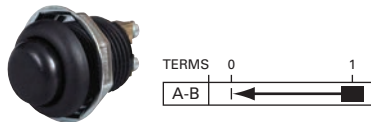


Push button, single pole switch, push to momentarily make.

- Rubber sealing gaiter and boot
- Screw terminals
- 22mm panel hole
- 12.5A at 12VDC rating

PART NO.	DESCRIPTION	QTY
0-485-50	12.5A	1

## PUSH BUTTON

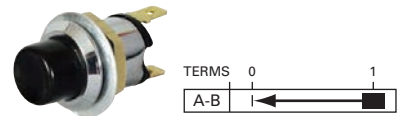


Push button single pole switch, push to momentarily make.

- Screw terminals
- 22mm panel hole up to 8mm deep
- 12.5A at 12VDC rating

PART NO.	DESCRIPTION	QTY
0-485-00	12.5A	1

## PUSH BUTTON LUCAR TERMINALS

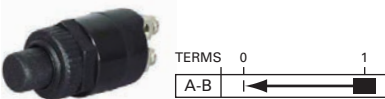


Push button single pole switch, push to momentarily make.

- 6.3 Lucar terminals
- 20mm panel hole
- 10A at 12VDC rating

PART NO.	DESCRIPTION	QTY
0-485-01	10A	1

## PLASTIC PUSH BUTTON

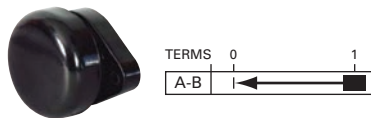


Push button single pole switch, push to momentarily make.

- Screw terminals
- 14mm panel hole
- 10A at 12VDC rating

PART NO.	DESCRIPTION	QTY
0-485-02	10A	1

## PUSH BUTTON HORN SWITCH

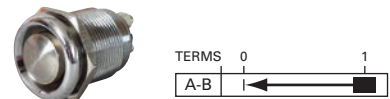


Momentary on, push button horn switch, single pole.

- Screw terminals
- 5A at 12VDC rating
- Replaces SPB160

PART NO.	DESCRIPTION	QTY
0-485-75	5A	1

## STAINLESS PUSH BUTTON

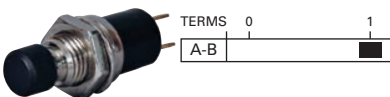


Push button switch, stainless steel button and nickel plated brass body, push to momentarily make.

- Screw terminals
- 19mm panel hole
- 6A at 12VDC rating
- Intermittent amps is 16A for 5 seconds

PART NO.	DESCRIPTION	QTY
0-485-03	16A	1

## MINI PUSH ON/PUSH OFF



Push on/push off, single pole miniature switch.

- Plastic button
- 2.0mm solder tags
- 7mm panel hole
- 0.5A at 30VDC rating

PART NO.	DESCRIPTION	QTY
0-485-92	0.5A	1

## HAZARD WARNING LIGHT




Hazard warning light switch, push-on/push-off with 12V 1.2W panel bulb illumination.

- 7 x 6.3mm blade terminals
- 30mm panel hole

PART NO.	DESCRIPTION	QTY
0-484-50	1.2W	1

## MINI MOMENTARY ON



Momentary on, push button, single pole miniature switch.

- Plastic button
- 2.0mm solder tags
- 7mm panel hole
- 0.5A at 30VDC rating

PART NO.	DESCRIPTION	QTY
0-485-04	0.5A	1

SWITCHES & INDICATORS DASHBOARD SWITCHES PUSH BUTTON SWITCHES

12/24V LED

On/off, push-push single pole switch, with 12/24V LED indicator.


- 4.8mm blade terminals
- Snap fits into Ø 20mm panel hole
- 20A at 12VDC rating
- 10A at 24VDC rating

🔧 Colours available.

PART NO.	DESCRIPTION	QTY
0-690-50	Momentary on, black non illuminated	1
0-690-51	Black non illuminated	1
0-690-54	Green LED illuminated	1
0-690-55	Red LED illuminated	1
0-690-60	Amber LED illuminated	1



SURFACE MOUNTING WITH LED INDICATORS




Push on/push off, single pole switch, for surface mounting.

- 12/24V LED indicators; red "Off" and green "On"
- Self adhesive pad for quick fixing
- Supplied with 900mm lead
- 1.0A at 12VDC rating

PART NO.	DESCRIPTION	QTY
0-485-91	1.0A	1

METAL BUTTON

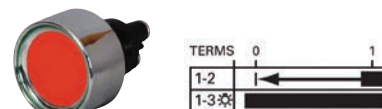


Push on/push off, single pole switch.

- Metal button
- 6.3mm blade terminals
- 13mm panel hole
- 6A at 12VDC rating

PART NO.	DESCRIPTION	QTY
0-485-90	6A	1

MOMENTARY LED ILLUMINATION



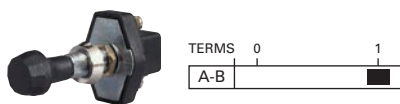
Momentary on, single pole, push button switch, 12V red LED illumination.

- Screw terminals
- 22mm panel hole
- 20A at 12VDC rating

PART NO.	DESCRIPTION	QTY
0-485-05	20A	1

PUSH/PULL SWITCHES

ON/OFF PUSH/PULL

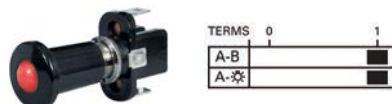


On/off, single pole push pull switch, with 14mm button and screw terminals.

- Fits 8.5mm panel hole up to 12mm deep
- 12.5A at 24VDC rating

PART NO.	DESCRIPTION	QTY
0-597-50	12.5A	1

ON/OFF PUSH/PULL WITH 12V ILLUMINATION



On/off, single pole push-pull switch, with 12V illumination.

- 6.3mm blade terminals
- 13mm diameter panel hole
- 10A at 12VDC rating

PART NO.	DESCRIPTION	QTY
0-597-14	Green	1
0-597-15	Red	1
0-597-20	Amber	1

OFF/SIDE/HEAD LIGHT PUSH/PULL SWITCH



Off/side/head light push/pull switch - 10A at 12V.

- Off/on A/on A+B, single pole side and head light push pull switch
- Screw terminals
- 10.5mm panel hole
- 10 amps at 12VDC rating

PART NO.	DESCRIPTION	QTY
0-645-50	10A	1

# DOOR AND FOOT SWITCHES

## ADJUSTABLE PLUNGER



Courtesy door switch with 20 to 6.5mm adjustable spring loaded plunger. The switch should be fitted with the plunger fully out, and then the door closed to permanently adjust plunger length automatically.

- Universal elongated fixing hole
- Panel clearance 40mm
- Non-corroding copper terminals and fittings

PART NO.	QTY
0-486-00	1

## SPRING LOADED PLUNGER



Courtesy door switch, 16mm spring loaded plunger with 9.5mm movement.

- Panel clearance 33mm
- Non-corroding copper terminals and fittings
- For most modern Fords

PART NO.	DESCRIPTION	QTY
0-486-01	Spring plunger	1

## TELESCOPIC PLUNGER



Courtesy door switch, with 47mm long spring loaded telescopic plunger.

- Designed as a bonnet switch for vehicle alarms
- Panel clearance 29mm
- Non-corroding copper terminals and fittings

PART NO.	DESCRIPTION	QTY
0-486-02	Telescopic plunger	1

## BRAKE LIGHT NORMALLY OPEN

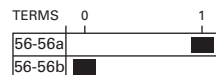


Brake light switch, single pole, normally open with screw terminals.

- Can be pulled or pushed to make the circuit
- Rated 4A at 12VDC
- Supplied with spring, hook and rubber boot.

PART NO.	DESCRIPTION	QTY
0-579-51	4A	1

## FOOT OPERATED SWITCH



Change over, foot operated dip switch, with screw terminals.

PART NO.	DESCRIPTION	QTY
0-658-50	Foot operated	1



SIGN UP TO DURITE'S E-NEWS FOR THE LATEST PRODUCT, INDUSTRY & REGULATORY NEWS. [WWW.DURITE.CO.UK](http://WWW.DURITE.CO.UK)



# PUSH BUTTON CONTROLS

## PRE-MADE PUSH BUTTON CONTROLS

### EMERGENCY STOP BUTTON

Emergency stop button, single pole, normally closed contact.

- Operated by mushroom push button
- Turn to reset
- Protected to IP65
- Schneider Electric reference XAL-K178



PART NO.	DESCRIPTION	QTY
0-657-01	Emergency stop button	1

### TWO BUTTON

Two button, single pole, normally open contacts.

- Operated by spring return push buttons.
- Protected to IP65
- Schneider Electric reference XAL-D222



PART NO.	DESCRIPTION	QTY
0-657-02	Two button	1

### THREE BUTTON

Three button, single pole, two normally open and one normally closed contacts.

- Operated by spring return push buttons
- Protected to IP65
- Schneider Electric reference XAL-D324



PART NO.	DESCRIPTION	QTY
0-657-03	Three button	1

### TWO BUTTON PISTOL GRIP

Two button, pendant polypropylene pistol grip with mechanically interlocked switches.

- Two single pole, normally open contacts
- Protected to IP65
- Schneider Electric reference XAC-A201



PART NO.	DESCRIPTION	QTY
0-657-00	Pistol grip	1

## TOOLS

### PLASTIC SPANNER

Plastic spanner for tightening push button and key switch nuts.

- Schneider Electric reference ZB5-AZ905.

PART NO.	DESCRIPTION	QTY
0-657-99	Spanner	1



## CUSTOMISE YOUR PUSH BUTTON

### STEP 1 | SELECT YOUR HOUSING

Can be fitted with up to 3 switch blocks per button.

#### SINGLE BUTTON

- Single button housing, fitted with contact block mounting plate
- Schneider Electric reference XAL-D01



PART NO.	DESCRIPTION	QTY
0-657-11	Single button	1

#### TWO BUTTON

- Two button housing, fitted with contact block mounting plate
- Schneider Electric reference XAL-D02



PART NO.	DESCRIPTION	QTY
0-657-12	Two button	1

#### THREE BUTTON

- Three button housing, fitted with contact block mounting plate
- Schneider Electric reference XAL-D03



PART NO.	DESCRIPTION	QTY
0-657-13	Three button	1

## STEP2 | SELECT YOUR SWITCH BLOCK

### NORMALLY OPEN



Switch block, single pole normally open.

- Rated at 0.4A at 24VDC
- Schneider Electric reference ZEN-L1111

### NORMALLY CLOSED



Switch block, single pole normally closed.

- Rated at 0.4A at 24VDC
- Scheider Electric reference ZEN-L1121

### NORMALLY OPEN, FOR PENDANT



Switch block, single pole for pendant, normally open.

- Rated at 0.4A at 24VDC
- Schneider Electric reference ZB2-BE101

PART NO.	DESCRIPTION	QTY
0-657-20	Normally open	1

PART NO.	DESCRIPTION	QTY
0-657-21	Normally closed	1

PART NO.	DESCRIPTION	QTY
0-657-22	For pendant	1

## STEP3 | SELECT YOUR PUSH BUTTON

### FLUSH PUSH BUTTON, SPRING RETURN



Clear boot for use with flush push button range above.

- Increases protection to IP66
- Schneider Electric reference ZBP-0

PART NO.	DESCRIPTION	QTY
0-657-31	Schneider Electric reference ZB5-AA334	1
0-657-32	Schneider Electric reference ZB5-AA335	1
0-657-30	Schneider Electric reference ZB5-AA432	1
0-657-50	Clear boot	1

### TWO POSITION ROTARY SWITCH



Two position, on/off or change over, rotary switch.

- Schneider Electric reference ZB5-AD2

PART NO.	DESCRIPTION	QTY
0-657-40	Rotary switch	1

### PUSH BUTTON ISOLATOR



Push button security isolator.

- 40mm mushroom head
- Twist to release.
- Schneider Electric reference ZB5-AS844

PART NO.	DESCRIPTION	QTY
0-657-37	Push button	1

### PUSH OFF ISOLATOR



Push off security isolator.

- Key release only
- Supplied with 2 keys
- Schneider Electric reference ZB5-AS934

PART NO.	DESCRIPTION	QTY
0-657-38	Push off	1

### ON/OFF ISOLATOR



On/off security isolator.

- Can be locked on or locked off
- Key removable in both positions
- Supplied with 2 keys
- Schneider Electric reference ZB5-AG4

PART NO.	DESCRIPTION	QTY
0-657-39	On/off	1



# 04 CABLE & WIRING ACCESSORIES



<b>CABLE .....</b>	<b>144</b>
<b>CONNECTORS .....</b>	<b>157</b>
<b>TERMINALS .....</b>	<b>158</b>
<b>MULTIPLE CONNECTORS .....</b>	<b>173</b>
<b>TERMINAL BOXES .....</b>	<b>179</b>
<b>TUBING &amp; SLEEVING .....</b>	<b>180</b>
<b>FIXINGS &amp; ACCESSORIES.....</b>	<b>186</b>
<b>POWER TRANSFER .....</b>	<b>190</b>
<b>FUSES .....</b>	<b>195</b>
<b>CIRCUIT BREAKERS.....</b>	<b>202</b>
<b>FUSE HOLDERS &amp; BOXES.....</b>	<b>204</b>
<b>WIRING ASSORTMENT BOXES.....</b>	<b>209</b>

**YOUR ONE-STOP SHOP FOR VEHICLE WIRING WITH 2,000 QUALITY PARTS AVAILABLE.**

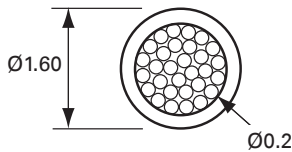
# CABLE - SINGLE CORE PVC AUTO CABLE THIN WALL PVC SINGLE CORE

ISO6722:2006 Class B  
60 volt DC  
Maximum Temperature: -40° to 105°C  
(120°C intermittent)

## 0.50MM<sup>2</sup> CROSS SECTION

CONDUCTOR	CURRENT RATING	RESISTANCE	REEL LENGTH
16/0.20mm	11A	37.10HM/m @ 20°C	500m

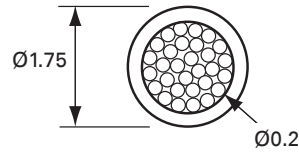
**NEW**



PART NO.	DESCRIPTION	PART NO.	DESCRIPTION
4-934-51	Black	4-934-56	Purple
4-934-52	Blue	4-934-57	White
4-934-53	Brown	4-934-58	Yellow
4-934-54	Green	4-934-59	Grey
4-934-55	Red	4-934-60	Orange
		4-934-61	Pink

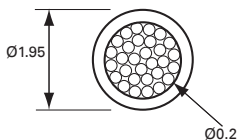
## 0.75MM<sup>2</sup> CROSS SECTION

CONDUCTOR	CURRENT RATING	RESISTANCE	REEL LENGTH
24/0.20mm	14A	24.7mΩ/m @ 20°C	100m



PART NO.	DESCRIPTION	PART NO.	DESCRIPTION
0-931-01	Black	0-931-07	White
0-931-02	Blue	0-931-08	Yellow
0-931-03	Brown	0-931-09	Grey
0-931-04	Green	0-931-10	Orange
0-931-05	Red	0-931-11	Pink
0-931-06	Purple	0-931-40	Light green

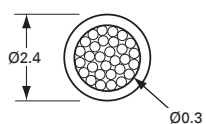
## 1.0MM<sup>2</sup> CROSS SECTION



CONDUCTOR	CURRENT RATING	RESISTANCE	REEL LENGTH
32/0.20mm	16.5A	18.5mΩ/m @ 20°C	100m, 500m

		500M		100M		100M		100M		100M	
		500M	100M	DESCRIPTION	100M	DESCRIPTION	100M	DESCRIPTION	100M	DESCRIPTION	
<b>NEW</b>	4-932-01	0-932-01	Black	0-932-12	Black/blue	0-932-34	Brown/green	0-932-54	Red/green		
<b>NEW</b>	4-932-02	0-932-02	Blue	0-932-14	Black/green	0-932-35	Brown/red	0-932-57	Red/white		
<b>NEW</b>	4-932-03	0-932-03	Brown	0-932-15	Black/red	0-932-37	Brown/white	0-932-58	Red/yellow		
<b>NEW</b>	4-932-04	0-932-04	Green	4-932-17	Black/white	0-932-38	Brown/yellow	0-932-61	Purple/black		
<b>NEW</b>	4-932-05	0-932-05	Red	0-932-18	Black/yellow	0-932-40	Light green	0-932-67	Purple/white		
<b>NEW</b>	4-932-06	0-932-06	Purple	0-932-21	Blue/black	0-932-41	Green/black	0-932-71	White/black		
<b>NEW</b>	4-932-07	0-932-07	White	0-932-23	Blue/brown	0-932-42	Green/blue	0-932-72	White/blue		
<b>NEW</b>	4-932-08	0-932-08	Yellow	0-932-24	Blue/green	0-932-43	Green/brown	0-932-73	White/brown		
<b>NEW</b>	4-932-09	0-932-09	Grey	0-932-25	Blue/red	0-932-45	Green/red	0-932-74	White/green		
<b>NEW</b>	4-932-10	0-932-10	Orange	0-932-27	Blue/white	0-932-46	Green/purple	0-932-75	White/red		
<b>NEW</b>	4-932-11	0-932-11	Pink	0-932-28	Blue/yellow	0-932-47	Green/white	0-932-81	Yellow/black		
				0-932-29	Blue/black	0-932-48	Green/yellow	0-932-82	Yellow/blue		
				0-932-31	Brown/black	0-932-51	Red/black	0-932-87	Yellow/white		

## 1.5MM<sup>2</sup> CROSS SECTION



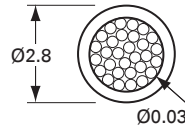
CONDUCTOR	CURRENT RATING	RESISTANCE	REEL LENGTH
21/0.30mm	21A	12.7mΩ/m @ 20°C	100m

PART NO.	DESCRIPTION	PART NO.	DESCRIPTION	PART NO.	DESCRIPTION	PART NO.	DESCRIPTION
0-930-01	Black	0-930-04	Green	0-930-07	White	0-930-10	Orange
0-930-02	Blue	0-930-05	Red	0-930-08	Yellow	0-930-11	Pink
0-930-03	Brown	0-930-06	Purple	0-930-09	Grey		

### 2.0MM<sup>2</sup> CROSS SECTION

CONDUCTOR	CURRENT RATING	RESISTANCE	REEL LENGTH
28/0.30mm	25A	9.4mΩ/m @ 20°C	100m

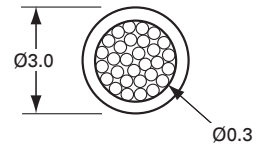
PART NO.	DESCRIPTION	PART NO.	DESCRIPTION
0-933-01	Black	0-933-10	Orange
0-933-02	Blue	0-933-11	Pink
0-933-03	Brown	0-933-15	Black/red
0-933-04	Green	0-933-25	Blue/red
0-933-05	Red	0-933-27	Blue/white
0-933-06	Purple	0-933-40	Light green
0-933-07	White	0-933-41	Green/black
0-933-08	Yellow	0-933-45	Green/red
0-933-09	Grey	0-933-75	White/red



### 2.5MM<sup>2</sup> CROSS SECTION

CONDUCTOR	CURRENT RATING	RESISTANCE	REEL LENGTH
35/0.30mm	29A	7.6mΩ/m @ 20°C	50m

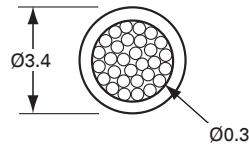
PART NO.	DESCRIPTION
0-934-01	Black
0-934-03	Brown
0-934-05	Red



### 3.0MM<sup>2</sup> CROSS SECTION

CONDUCTOR	CURRENT RATING	RESISTANCE	REEL LENGTH
44/0.30mm	33A	6.0mΩ/m @ 20°C	30m

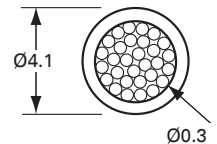
PART NO.	DESCRIPTION
0-935-01	Black
0-935-03	Brown
0-935-05	Red



### 4.5MM<sup>2</sup> CROSS SECTION

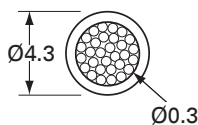
CONDUCTOR	CURRENT RATING	RESISTANCE
65/0.30mm	42A	4.06mΩ/m @ 20°C

PART NO.	DESCRIPTION	REEL LENGTH
0-936-01	Black	30m
4-936-01	Black	100m
0-936-03	Brown	30m
0-936-05	Red	30m
4-936-05	Red	100m



### 6.0MM<sup>2</sup> CROSS SECTION

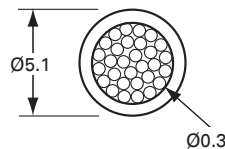
CONDUCTOR	CURRENT RATING	RESISTANCE
84/0.30mm	50A	3.14mΩ/m @ 20°C



PART NO.	DESCRIPTION	REEL LENGTH
0-937-01	Black	30m
4-937-01	Black	100m
0-937-03	Brown	30m
4-937-03	Brown	100m
0-937-05	Red	30m
4-937-05	Red	100m

### 7.0MM<sup>2</sup> CROSS SECTION

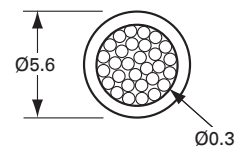
CONDUCTOR	CURRENT RATING	RESISTANCE	REEL LENGTH
97/0.30mm	57A	2.79mΩ/m @ 20°C	30m



PART NO.	DESCRIPTION
0-939-01	Black
0-939-03	Brown
0-939-05	Red

### 8.5MM<sup>2</sup> CROSS SECTION

CONDUCTOR	CURRENT RATING	RESISTANCE	REEL LENGTH
120/0.30mm	63A	2.20mΩ/m @ 20°C	30m



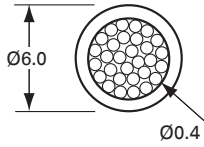
PART NO.	DESCRIPTION
0-938-01	Black
0-938-05	Red

CABLE & WIRING ACCESSORIES CABLE SINGLE CORE PVC AUTO CABLE

# SINGLE CORE PVC AUTO CABLE

BS6862 - PVC auto cable

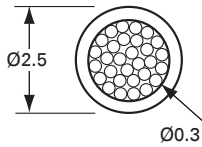
## 10.0MM<sup>2</sup> CROSS SECTION



CONDUCTOR	CURRENT RATING	RESISTANCE
80/0.40mm	70A	1.82mΩ/m @ 20°C

PART NO.	DESCRIPTION	REEL LENGTH
0-940-01	Black	30m
4-940-01	Black	100m
0-940-05	Red	30m

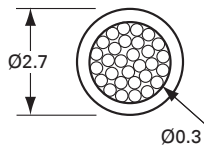
## 0.65MM<sup>2</sup> CROSS SECTION



CONDUCTOR	CURRENT RATING	RESISTANCE	REEL LENGTH
9/0.30mm	5.75A	29.4mΩ/m @ 20°C	50m

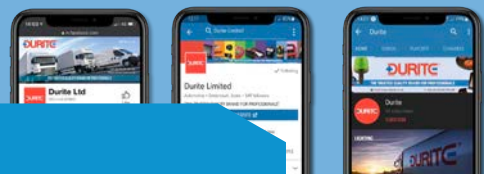
PART NO.	DESCRIPTION	PART NO.	DESCRIPTION	PART NO.	DESCRIPTION
0-941-01	black	0-941-06	purple	0-941-11	pink
0-941-02	blue	0-941-07	white	0-941-15	black/red
0-941-03	brown	0-941-08	yellow	0-941-28	blue/yellow
0-941-04	green	0-941-09	grey	0-941-40	light green
0-941-05	red	0-941-10	orange		

## 1.0MM<sup>2</sup> CROSS SECTION



CONDUCTOR	CURRENT RATING	RESISTANCE	REEL LENGTH
14/0.30mm	8.75A	18.9mΩ/m @ 20°C	50m

PART NO.	DESCRIPTION	PART NO.	DESCRIPTION	PART NO.	DESCRIPTION	PART NO.	DESCRIPTION
0-942-01	black	0-942-14	black/green	0-942-37	brown/white	0-942-57	red/white
0-942-02	blue	0-942-15	black/red	0-942-38	brown/yellow	0-942-58	red/yellow
0-942-03	brown	0-942-18	black/yellow	0-942-40	light green	0-942-61	purple/black
0-942-04	green	0-942-21	blue/black	0-942-41	green/black	0-942-67	purple/white
0-942-05	red	0-942-23	blue/brown	0-942-42	green/blue	0-942-71	white/black
0-942-06	purple	0-942-24	blue/green	0-942-43	green/brown	0-942-72	white/blue
0-942-07	white	0-942-25	blue/red	0-942-45	green/red	0-942-73	white/brown
0-942-08	yellow	0-942-27	blue/white	0-942-46	green/purple	0-942-74	white/green
0-942-09	grey	0-942-28	blue/yellow	0-942-47	green/white	0-942-75	white/red
0-942-10	orange	0-942-31	brown/black	0-942-48	green/yellow	0-942-81	yellow/black
0-942-11	pink	0-942-34	brown/green	0-942-51	red/black	0-942-82	yellow/blue
0-942-12	black/blue	0-942-35	brown/red	0-942-54	red/green	0-942-87	yellow/white

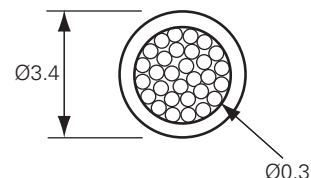


CABLE & WIRING ACCESSORIES CABLE SINGLE CORE PVC AUTO CABLE

2.0MM<sup>2</sup> CROSS SECTION

CONDUCTOR	CURRENT RATING	RESISTANCE	REEL LENGTH
28/0.30mm	17.5A	9.4mΩ/m @ 20°C	50m

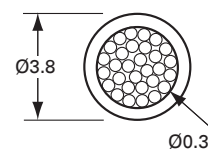
PART NO.	DESCRIPTION	PART NO.	DESCRIPTION	PART NO.	DESCRIPTION
0-943-01	black	0-943-07	white	0-943-27	blue/white
0-943-02	blue	0-943-08	yellow	0-943-40	light green
0-943-03	brown	0-943-09	grey	0-943-41	green/black
0-943-04	green	0-943-11	pink	0-943-45	green/red
0-943-05	red	0-943-15	black/red	0-943-75	white/red
0-943-06	purple	0-943-25	blue/red		



2.5MM<sup>2</sup> CROSS SECTION

CONDUCTOR	CURRENT RATING	RESISTANCE	REEL LENGTH
35/0.30mm	21.75A	7.5mΩ/m @ 20°C	50m

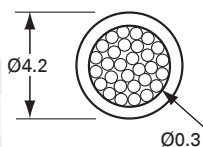
PART NO.	DESCRIPTION
0-944-01	black
0-944-03	brown
0-944-05	red



3.0MM<sup>2</sup> CROSS SECTION

CONDUCTOR	CURRENT RATING	RESISTANCE
44/0.30mm	27.5A	6.0mΩ/m @ 20°C

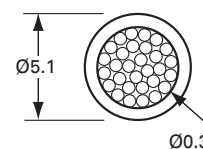
PART NO.	DESCRIPTION	REEL LENGTH
0-945-01	black	50m
4-945-01	black	100m
0-945-02	blue	50m
0-945-03	brown	50m
0-945-05	red	50m
4-945-05	red	100m
0-945-08	yellow	50m
0-945-38	brown/yellow	50m



4.5MM<sup>2</sup> CROSS SECTION

CONDUCTOR	CURRENT RATING	RESISTANCE
65/0.30mm	35A	4.1mΩ/m @ 20°C

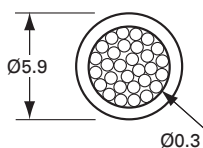
PART NO.	DESCRIPTION	REEL LENGTH
0-946-01	black	30m
4-946-01	black	100m
0-946-03	brown	30m
0-946-05	red	30m
4-946-05	red	100m



6.0MM<sup>2</sup> CROSS SECTION

CONDUCTOR	CURRENT RATING	RESISTANCE	REEL LENGTH
84/0.30mm	42A	3.1mΩ/m @ 20°C	30m

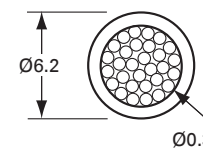
PART NO.	DESCRIPTION
0-947-01	black
0-947-03	brown
0-947-05	red



7.0MM<sup>2</sup> CROSS SECTION

CONDUCTOR	CURRENT RATING	RESISTANCE	REEL LENGTH
97/0.30mm	50A	2.7mΩ/m @ 20°C	30m

PART NO.	DESCRIPTION
0-949-01	black
0-949-03	brown
0-949-05	red



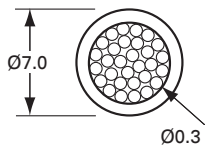
CABLE & WIRING ACCESSORIES CABLE SINGLE CORE PVC AUTO CABLE

### SINGLE CORE PVC AUTO CABLE

BS6862 - PVC auto cable

#### 8.5MM<sup>2</sup> CROSS SECTION

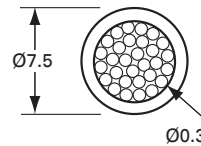
CONDUCTOR	CURRENT RATING	RESISTANCE	REEL LENGTH
120/0.30mm	60A	2.2mΩ/m @ 20°C	30m



PART NO.	DESCRIPTION
0-948-01	black
0-948-03	brown
0-948-05	red

#### 10.0MM<sup>2</sup> CROSS SECTION

CONDUCTOR	CURRENT RATING	RESISTANCE	REEL LENGTH
80/0.40mm	70A	1.8mΩ/m @ 20°C	30m



PART NO.	DESCRIPTION
0-950-01	black
0-950-03	brown
0-950-05	red

## TWIN CORE CABLE

### FLAT TWIN CORE PVC AUTO CABLE

BS6862 - PVC auto cable  
ISO6722:2006 Class B - Thin wall cable



We took your feedback on board, Durite Twin Core Cable now has an **increased flexibility** & is **easier to strip**. Easily identify the new range, with an 'F' in the part no.

#### 2 X 0.65MM<sup>2</sup> CROSS SECTION

CONDUCTOR	CURRENT RATING	RESISTANCE
2x9/0.30mm	5.75A	29.4mΩ/m @ 20°C

PART NO.	DESCRIPTION	REEL LENGTH
0-951-00F	Red/black, sheathed black	30m
3-951-00F		100m

#### 2 X 0.75MM<sup>2</sup> CROSS SECTION THIN WALL

CONDUCTOR	CURRENT RATING	RESISTANCE
2x24/0.20mm	14A	24.7mΩ/m @ 20°C

PART NO.	DESCRIPTION	REEL LENGTH
4-953-52F	Red/black, sheathed black	500m
3-953-52F		100m

#### 2 X 1.0MM<sup>2</sup> CROSS SECTION

CONDUCTOR	CURRENT RATING	RESISTANCE
2x14/0.30mm	8.75A	18.9mΩ/m @ 20°C

PART NO.	DESCRIPTION	REEL LENGTH
0-952-51F	Red/black, sheathed black	30m
3-952-51F		100m
4-952-51F		500m <b>NEW</b>

#### 2 X 1.0MM<sup>2</sup> CROSS SECTION THIN WALL

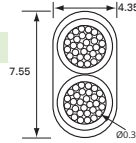
CONDUCTOR	CURRENT RATING	RESISTANCE
2x32/0.20mm	16.5A	18.5mΩ/m @ 20°C

PART NO.	DESCRIPTION	REEL LENGTH
0-951-50F	Red/black, sheathed black	30m
3-951-50F		100m
0-951-52F	Blue/brown, sheathed black	30m

CABLE & WIRING ACCESSORIES CABLE TWIN CORE & MULTI CORE CABLE

2 X 2.0MM<sup>2</sup> CROSS SECTION

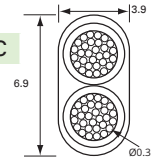
CONDUCTOR	CURRENT RATING	RESISTANCE
2x28/0.30mm	17.5A	9.4mΩ/m @ 20°C



PART NO.	DESCRIPTION	REEL LENGTH
0-953-00F	Red/black, sheathed black	30m
3-953-00F		100m

2 X 2.0MM<sup>2</sup> CROSS SECTION THIN WALL

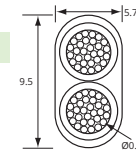
CONDUCTOR	CURRENT RATING	RESISTANCE
2x28/0.30mm	25A	9.4mΩ/m @ 20°C



PART NO.	DESCRIPTION	REEL LENGTH
0-953-50F	Red/black, sheathed black	30m
3-953-50F		100m
4-953-50F		500m

2 X 3.0MM<sup>2</sup> CROSS SECTION

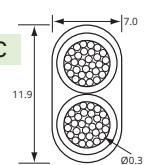
CONDUCTOR	CURRENT RATING	RESISTANCE
2x44/0.30mm	27.5A	6.0mΩ/m @ 20°C



PART NO.	DESCRIPTION	REEL LENGTH
0-953-51F	Red/black, sheathed black	30m

2 X 4.5MM<sup>2</sup> CROSS SECTION

CONDUCTOR	CURRENT RATING	RESISTANCE
2x65/0.30mm	35A	4.1mΩ/m @ 20°C



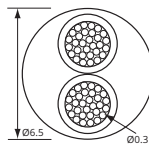
PART NO.	DESCRIPTION	REEL LENGTH
0-955-00F	Red/black, sheathed black	30m

BS6862 - PVC auto cable  
ISO6722:2006 Class B - Thin wall cable

ROUND TWIN CORE PVC AUTO CABLE

2 X 0.65MM<sup>2</sup> CROSS SECTION

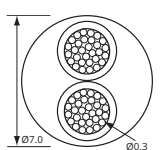
CONDUCTOR	CURRENT RATING	RESISTANCE
2x9/0.30mm	5.75A	29.4mΩ/m @ 20°C



PART NO.	DESCRIPTION	REEL LENGTH
0-951-51F	Red/black, sheathed black	30m

2 X 1.0MM<sup>2</sup> CROSS SECTION

CONDUCTOR	CURRENT RATING	RESISTANCE
2x14/0.30mm	8.75A	18.9mΩ/m @ 20°C

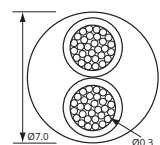


PART NO.	DESCRIPTION	REEL LENGTH
0-952-00F	Red/black, sheathed black	30m

2 X 1.0MM<sup>2</sup> CROSS SECTION THIN WALL

CONDUCTOR	CURRENT RATING	RESISTANCE	THIN WALL
2x32/0.20mm	16.5A	18.5mΩ/m @ 20°C	THIN WALL

PART NO.	DESCRIPTION	REEL LENGTH
4-952-00F	Red/black, sheathed black ISO6722:2006 (CLASS B)	100m



# MULTI CORE CABLE

## 3 CORE

### 3 X 0.50MM<sup>2</sup> CROSS SECTION THIN WALL

CONDUCTOR	CURRENT RATING	OUTSIDE Ø
3x16/0.20mm	11A	4.9mm

PART NO.	DESCRIPTION	REEL LENGTH
0-994-60F	Red/green/black	100m

### 3 X 1.00MM<sup>2</sup> CROSS SECTION THIN WALL

CONDUCTOR	CURRENT RATING	OUTSIDE Ø
3x32/0.20mm	16.5A	5.5mm

PART NO.	DESCRIPTION	REEL LENGTH
0-994-50F	Red/green/black	30m
4-994-50F		500m



## 4 CORE

### 4 X 0.65MM<sup>2</sup> CROSS SECTION

CONDUCTOR	CURRENT RATING	OUTSIDE Ø
4x9/0.30mm	5.75A	7.5mm

PART NO.	DESCRIPTION	REEL LENGTH
0-993-00F	Brown, red, green and white, sheathed black	30m
3-993-00F		100m

### 4 X 0.75MM<sup>2</sup> CROSS SECTION THIN WALL

CONDUCTOR	CURRENT RATING	OUTSIDE Ø
4x24/0.20mm	14A	5.9mm

PART NO.	DESCRIPTION	REEL LENGTH
0-993-40F	Brown, red, green and white, sheathed black	100m



### 4 X 1.0MM<sup>2</sup> CROSS SECTION THIN WALL

CONDUCTOR	CURRENT RATING	OUTSIDE Ø
4x32/0.20mm	16.5A	5.8mm

PART NO.	DESCRIPTION	REEL LENGTH
0-993-50F	Brown, red, green and white, sheathed black	30m
3-993-50F		100m

### 4 X 1.0MM<sup>2</sup> CROSS SECTION

CONDUCTOR	CURRENT RATING	OUTSIDE Ø
4x14/0.30mm	8.75A	8.0mm

PART NO.	DESCRIPTION	REEL LENGTH
0-993-01F	Brown, red, green and white, sheathed black	30m
3-993-01F		100m

## 5 CORE

### 4 X 1.0MM<sup>2</sup> / 1 X 2.0MM<sup>2</sup> CROSS SECTION

CONDUCTOR	OUTSIDE Ø
4x14/0.30mm 1x28/0.30mm	8.9mm

PART NO.	DESCRIPTION	REEL LENGTH
0-995-00F	Brown, red, green, yellow and white, sheathed black	30m

### 5 X 1.0MM<sup>2</sup> CROSS SECTION THIN WALL

CONDUCTOR	CURRENT RATING	OUTSIDE Ø
5x32/0.20mm	16.5A	6.3mm

PART NO.	DESCRIPTION	REEL LENGTH
0-995-50F	Brown, red, green, yellow and white, sheathed black	30m



### 5 X 1.0MM<sup>2</sup> CROSS SECTION

CONDUCTOR	CURRENT RATING	OUTSIDE Ø
5x14/0.30mm	8.75A	8.9mm


PART NO.	DESCRIPTION	REEL LENGTH
4-995-10F	Brown, red, green, yellow and white, sheathed black	500m

**NEW**



CABLE & WIRING ACCESSORIES CABLE TWIN CORE & MULTI CORE CABLE

7 CORE



5 X 1.5MM<sup>2</sup> / 2 X 4MM<sup>2</sup> CROSS SECTION EBS THIN WALL

CONDUCTOR		OUTSIDE Ø
5x21/0.30mm	2x56/0.30mm	11.2mm

Suitable for ISO 7638 connectors.

PART NO.	DESCRIPTION	REEL LENGTH
0-997-20F	Black, yellow, white, white/green, white/brown, red and brown	30m

6 X 1.5MM<sup>2</sup> / 1 X 2.5MM<sup>2</sup> CROSS SECTION

CONDUCTOR		OUTSIDE Ø
6x21/0.30mm	1x35/0.30mm	11.2mm

PART NO.	DESCRIPTION	REEL LENGTH
0-997-15F	Brown, red, green, yellow, blue, black, white and grey sheath	30m

6 X 1.0MM<sup>2</sup> / 1 X 2.0MM<sup>2</sup> CROSS SECTION

CONDUCTOR		OUTSIDE Ø
6x14/0.30mm	1x28/0.30mm	10.2mm

PART NO.	DESCRIPTION	REEL LENGTH
0-997-00F	Brown, red, green, yellow, blue, black and white	30m
0-997-05F		10m
3-997-00F		100m
4-997-00F		500m

6 X 1.0MM<sup>2</sup> / 1 X 2.0MM<sup>2</sup> CROSS SECTION THIN WALL

CONDUCTOR		OUTSIDE Ø
6x32/0.20mm	1x28/0.30mm	8.3mm

PART NO.	DESCRIPTION	REEL LENGTH
0-997-65F	Brown, red, green, yellow, blue, black and white	30m
3-997-65F		100m

7 X 0.65MM<sup>2</sup> CROSS SECTION LIGHT DUTY


CONDUCTOR	CURRENT RATING	OUTSIDE Ø
7x9/0.30mm	5.75A	8.9mm

PART NO.	DESCRIPTION	REEL LENGTH
0-997-10F	Brown, red, green, yellow, blue, black and white	100m

7 X 0.75MM<sup>2</sup> CROSS SECTION THIN WALL

CONDUCTOR	CURRENT RATING	OUTSIDE Ø
7x24/0.20mm	14A	6.8mm

PART NO.	DESCRIPTION	REEL LENGTH
0-997-60F	Brown, red, green, yellow, blue, black and white	30m
3-997-60F		100m



8 CORE

7 X 1.0MM<sup>2</sup> / 1 X 2.0MM<sup>2</sup> CROSS SECTION THIN WALL

CONDUCTOR		OUTSIDE Ø
7x32/0.20mm	1x28/0.30mm	8.5mm

PART NO.	DESCRIPTION	REEL LENGTH
0-998-01F	Brown, red, green, yellow, blue, black, purple and white	10m
4-998-01F		100m



13 CORE

12 X 1.5MM<sup>2</sup> / 1 X 2.5MM<sup>2</sup> CROSS SECTION THIN WALL

CONDUCTOR		OUTSIDE Ø
12x21/0.30mm	1x35/0.30mm	12mm

PART NO.	DESCRIPTION	REEL LENGTH
0-999-13F	Brown, green, yellow, blue, black, purple, pink, grey, light brown, red/black, red, orange and white	10m
3-999-13F		30m
4-999-13F		50m

8 X 1.5MM<sup>2</sup> / 5 X 2.5MM<sup>2</sup> CROSS SECTION THIN WALL

CONDUCTOR		OUTSIDE Ø
8x30/0.25mm	5x50/0.25mm*	12.8mm

Suitable for ISO 11446 connectors.

PART NO.	DESCRIPTION	REEL LENGTH
0-999-63F	Red, brown, green, yellow, blue, black, pink, grey*, white/blue, orange*, white*, white/red* and white/black*	10m
3-999-63F		30m

# HEAVY-DUTY CABLE

## FLEXIBLE STARTER CABLE BS6862


**NEW**

We took your feedback on board, Durite Heavy-Duty Cable now has an **increased flexibility & is easier to strip**. Easily identify the new range, with an 'F' in the part no.

### 16MM<sup>2</sup> CROSS SECTION

CONDUCTOR	CURRENT RATING	OUTSIDE Ø
224/0.30mm	110A	9mm

PART NO.	DESCRIPTION	REEL LENGTH
0-978-01F	Black	10m
3-978-01F	Black	30m
4-978-01F	Black	100m
0-978-05F	Red	10m
3-978-05F	Red	30m
4-978-05F	Red	100m

### 40MM<sup>2</sup> CROSS SECTION

CONDUCTOR	CURRENT RATING	OUTSIDE Ø
315/0.40mm	300A	12.2mm

PART NO.	DESCRIPTION	REEL LENGTH
0-982-10F	Black	10m
3-982-10F	Black	30m
4-982-10F	Black	100m
0-982-15F	Red	10m
3-982-15F	Red	30m

### 20MM<sup>2</sup> CROSS SECTION

CONDUCTOR	CURRENT RATING	OUTSIDE Ø
266/0.30mm	135A	9.5mm

PART NO.	DESCRIPTION	REEL LENGTH
0-980-11F	Black	10m
3-980-11F	Black	30m
0-979-15F	Red	10m
3-979-15F	Red	30m

### 50MM<sup>2</sup> CROSS SECTION

CONDUCTOR	CURRENT RATING	OUTSIDE Ø
640/0.30mm	345A	13.5mm

PART NO.	DESCRIPTION	REEL LENGTH
0-977-10F	Black	10m
3-977-10F	Black	30m
0-977-15F	Red	10m
3-977-15F	Red	30m

### 25MM<sup>2</sup> CROSS SECTION

CONDUCTOR	CURRENT RATING	OUTSIDE Ø
196/0.40mm	170A	9.7mm

PART NO.	DESCRIPTION	REEL LENGTH
0-981-10F	Black	10m
3-981-10F	Black	30m
4-981-10F	Black	100m
0-981-15F	Red	10m
3-981-15F	Red	30m
4-981-15F	Red	100m

### 60MM<sup>2</sup> CROSS SECTION

CONDUCTOR	CURRENT RATING	OUTSIDE Ø
475/0.40mm	415A	14.6mm

PART NO.	DESCRIPTION	REEL LENGTH
0-983-10F	Black	10m
3-983-10F	Black	30m
0-983-15F	Red	10m
3-983-15F	Red	30m

### 35MM<sup>2</sup> CROSS SECTION

CONDUCTOR	CURRENT RATING	OUTSIDE Ø
451/0.30mm	240A	11.7mm


PART NO.	DESCRIPTION	REEL LENGTH
0-976-10F	Black	10m
3-976-10F	Black	30m
4-976-10F	Black	100m
0-976-15F	Red	10m
3-976-15F	Red	30m
4-976-15F	Red	100m

### 70MM<sup>2</sup> CROSS SECTION

CONDUCTOR	CURRENT RATING	OUTSIDE Ø
905/0.30mm	485A	15.8mm

PART NO.	DESCRIPTION	REEL LENGTH
0-977-01F	Black	10m
3-977-01F	Black	30m
0-977-05F	Red	10m
3-977-05F	Red	30m

CABLE & WIRING ACCESSORIES CABLE HEAVY-DUTY CABLE



## STARTER CABLE BS6862

### 20MM<sup>2</sup> CROSS SECTION

CONDUCTOR	CURRENT RATING	OUTSIDE Ø
266/0.30mm	135A	9mm

PART NO.	DESCRIPTION	REEL LENGTH
0-980-01F	Black	10m
0-979-05F	Red	10m

### 60MM<sup>2</sup> CROSS SECTION

CONDUCTOR	CURRENT RATING	OUTSIDE Ø
61/1.13mm	415A	14.5mm

PART NO.	DESCRIPTION	REEL LENGTH
0-983-00F	Black	10m
3-983-00F	Black	30m
0-983-05F	Red	10m

### 25MM<sup>2</sup> CROSS SECTION

CONDUCTOR	CURRENT RATING	OUTSIDE Ø
37/0.90mm	170A	9.7mm

PART NO.	DESCRIPTION	REEL LENGTH
0-981-00F	Black	10m
0-981-05F	Red	10m

### 95MM<sup>2</sup> CROSS SECTION


CONDUCTOR	CURRENT RATING	OUTSIDE Ø
684/0.40mm	500A	17.9mm

PART NO.	DESCRIPTION	REEL LENGTH
0-990-00F	Black	10m
0-990-05F	Red	10m

### 40MM<sup>2</sup> CROSS SECTION

CONDUCTOR	CURRENT RATING	OUTSIDE Ø
61/0.90mm	300A	11.8mm

PART NO.	DESCRIPTION	REEL LENGTH
0-982-00F	Black	10m
3-982-00F	Black	30m
0-982-05F	Red	10m
3-982-05F	Red	30m



## DOUBLE INSULATED BATTERY / WELDING CABLE

- Double Ethylenepropylene rubber sheathed
- High temperature PETP tape separator
- Copper core
- BS638 part 4 1996

### 35MM<sup>2</sup> CROSS SECTION

CONDUCTOR	CURRENT RATING	OUTSIDE Ø
1107/0.20mm	290A	12.4mm

PART NO.	DESCRIPTION	REEL LENGTH
0-984-00	Black	10m
0-984-05	Orange	10m

### 70MM<sup>2</sup> CROSS SECTION

CONDUCTOR	CURRENT RATING	OUTSIDE Ø
2214/0.20mm	460A	16.3mm

PART NO.	DESCRIPTION	REEL LENGTH
0-985-00	Black	10m
0-985-05	Orange	10m

## SPECIAL CABLE

### SPEAKER CABLE - TWIN CORE PVC



#### 2 X 0.38MM<sup>2</sup> CROSS SECTION

CONDUCTOR	CURRENT RATING	OUTSIDE Ø	REEL LENGTH
2x12/0.20mm	2A	3.6x1.7mm	100m

PART NO.	DESCRIPTION
0-954-17	Black and black/white

#### 2 X 0.75MM<sup>2</sup> CROSS SECTION

CONDUCTOR	CURRENT RATING	OUTSIDE Ø	REEL LENGTH
2x24/0.20mm	6A	4.3x2.1mm	100m

PART NO.	DESCRIPTION
0-954-15	Black and black/red

## FLEXIBLE MAINS CABLE - 3 CORE BS6500

#### 3 X 1.0MM<sup>2</sup> CROSS SECTION, PVC INSULATED

CONDUCTOR	CURRENT RATING	OUTSIDE Ø	REEL LENGTH
32/0.20mm	10A	7.6mm	30m

PART NO.	DESCRIPTION
0-988-00	Blue, brown, green/yellow, sheathed white PVC



#### 3 X 1.5MM<sup>2</sup> CROSS SECTION, PVC INSULATED

CONDUCTOR	CURRENT RATING	OUTSIDE Ø	REEL LENGTH
30/0.25mm	15A	8.9mm	30m

PART NO.	DESCRIPTION
0-989-00	Blue, brown, green/yellow, sheathed white PVC

#### 3 X 1.0MM<sup>2</sup> CROSS SECTION, TRS INSULATED

CONDUCTOR	CURRENT RATING	OUTSIDE Ø	REEL LENGTH
32/0.20mm	10A	6.5mm	30m

PART NO.	DESCRIPTION
0-986-10	Blue, brown, green/yellow, sheathed black rubber

 TRS = Tough Rubber Sheathed.

## IGNITION CABLE BS6862

#### SILICON SHEATHED, SILICON INSULATED SUPPRESSED CARBON

REEL LENGTH
30m

PART NO.	DESCRIPTION
0-961-57	Black, Ø 7mm
0-961-58	Black, Ø 8mm



#### 1.5MM<sup>2</sup> PVC SHEATHED COPPER, PVC INSULATED

CONDUCTOR	OUTSIDE Ø	REEL LENGTH
21/0.30mm	7mm	30m

PART NO.	DESCRIPTION	PART NO.	DESCRIPTION
0-961-01	Black	0-961-05	Red

## SIAMESE BATTERY CABLE

### 50M COIL SIAMESE BATTERY CABLE

- Highly flexible
- Double-insulated & Dual-core
- Class 6 copper conductors
- Figure of 8 configuration
- Suitable for indoor, outdoor, wet and dry locations
- Suitable for battery powered equipment and motorised vehicles
- Red and black insulation with transparent PVC outer-sheath
- Nominal overall dimensions 9.1 x 20.0mm



PART NO.	DESCRIPTION	QTY
0-975-35	190A 2 x 35mm <sup>2</sup> 50m coil	1

 Build your own cable with alternative connectors, subject to MOQ.

## POWER CABLE

### 170A POWER CABLE

- 12/24V
- 4m maximum working length
- Rated at 170A
- With 2 high current connectors
- 2 x 25mm<sup>2</sup> black cables

PART NO.	DESCRIPTION	QTY
4-204-06	1.5m cable	1
4-204-03	2m cable	1
4-204-07	2m cable (2 x 35mm <sup>2</sup> )	1

PART NO.	DESCRIPTION	QTY
4-204-05	3m cable	1
4-204-09	4m cable	1



### 175A RETRACTABLE TWISTED PAIR POWER CABLE

- 12/24V
- 3m maximum working length
- 2 x 35mm<sup>2</sup> & 1 x red & 1 x black twisted pair power cable
- Rated at 175A

PART NO.	DESCRIPTION	QTY
0-733-35	With plain ends	1
0-733-36	With grey high current connectors	1
0-733-37	With red high current connectors	1



### 130A RETRACTABLE TWISTED PAIR POWER CABLE

- 12/24V
- 3m maximum working length
- 2 x 25mm<sup>2</sup> & 1 x red & 1 x black twisted pair power cable
- Rated at 130A

PART NO.	DESCRIPTION	QTY
0-733-25	With plain ends	1
0-733-26	With grey high current connectors	1
0-733-27	With red high current connectors	1



CABLE & WIRING ACCESSORIES CONNECTORS & TERMINALS HIGH CURRENT CONNECTORS

80A RETRACTABLE POWER CABLE



- 12/24V
- 3m maximum working length
- 2 x red 6mm<sup>2</sup> & 2 x 6mm<sup>2</sup>, insulated black sheath cable
- Rated at 80A

PART NO.	DESCRIPTION	QTY
0-732-00	With red aftermarket high current connectors	1
0-714-03	With plain ends	1

80A RETRACTABLE POWER CABLE



- 12/24V
- 3m maximum working length
- 4 x 6mm<sup>2</sup>, 2 x red & 2 x black, insulated core
- Rated at 80A

PART NO.	DESCRIPTION	QTY
0-732-01	With grey high current connectors	1

ELECTRIC VEHICLE POWER CABLES

SINGLE PHASE EV TYPE 2 EXTENSION CABLE



EV only product



- 5 metre Type 2 extension cable
- Single Phase 110-230VAC
- Protected to IP54
- UKCA, CE, RoHS Approved. IEC62196-1 2014, EC62196-2 2017

PART NO.	DESCRIPTION	QTY
0-731-16	16A single phase	1
0-731-32	32A single phase	1

THREE PHASE EV TYPE 2 EXTENSION CABLE



EV only product



- 5 metre Type 2 extension cable
- Three Phase 480VAC
- Protected to IP54
- UKCA, CE, RoHS Approved. IEC62196-1 2014, EC62196-2 2017

PART NO.	DESCRIPTION	QTY
0-731-17	16A three phase	1
0-731-33	32A three phase	1



**DURITE PRODUCTS CAN BE USED ON ELECTRIC VEHICLES (EV)**

Durite products are of the highest quality, making them perfect for your Electric Vehicles.



Top picks for EVs

1

These connectors are “genderless” and are connected to each other by inverting one connector. The contacts are self-wiping.

# CONNECTORS

## HIGH CURRENT CONNECTORS

### 2 POLE CONNECTORS

#### HIGH CURRENT CONNECTORS

Available in larger quantities.



DESCRIPTION	GREY		RED	
	QTY 1	QTY 100	QTY 1	QTY 100
Rated 50A	0-431-05	3-431-05	0-432-05	3-432-05
Rated 120A	0-431-20	-	0-432-20	-
Rated 175A	0-431-75	3-431-75	0-432-75	3-432-75
Rated 350A	0-431-35		0-432-35	-

#### AFTERMARKET HIGH CURRENT CONNECTORS



DESCRIPTION	GREY		RED	
	QTY 1	QTY 100	QTY 1	QTY 100
Rated 50A 35mm <sup>2</sup>	5-431-45	0-431-45	5-432-45	0-432-45
Rated 175A 50mm <sup>2</sup>	5-431-55	0-431-55	5-432-55	0-432-55

### CONNECTOR ACCESSORIES

#### POLYCARBONATE HANDLE

Polycarbonate handle.

Item shown 0-431-99.



PART NO.	DESCRIPTION	QTY
0-431-98	Red for 0-431-05, 0-431-20 & 0-431-20, 0-432-05	1
0-431-99	Grey for 0-431-75, 0-431-35	1
0-432-99	Red for 0-432-75, 0-432-35	1

#### MOULDED PVC PROTECTIVE COVER

Moulded PVC protective cover for cable/connector.



PART NO.	DESCRIPTION	QTY
0-431-85	For 50A connector	1
0-431-87	For 175A connector	1
0-431-83	For 350A connector	1

Item shown 0-431-87.

#### CONNECTOR PROTECTIVE COVER

Connector Protective cover.



PART NO.	DESCRIPTION	QTY
0-431-95	For 50A connector	1
0-431-97	For 175A connector	1
0-431-93	For 350A connector	1

Item shown 0-431-97.

2 3

These connectors can be ganged together, are ‘genderless’ and are connected to each other by inverting one connector. The contacts are self-wiping

### 1 & 2 POLE CONNECTORS

#### 30A GENDERLESS CONNECTORS

2

Polycarbonate housing with silver plated solid copper terminals.



PART NO.	DESCRIPTION	QTY
0-014-01	Black	10
0-014-05	Red	10

#### 75A GENDERLESS CONNECTORS

3

Polycarbonate housing with silver plated solid copper terminals.



PART NO.	DESCRIPTION	QTY
0-014-51	Black	2
0-014-55	Red	2

## BRASS BODY CONNECTOR

### BRASS BODY CONNECTOR



With four grub screws and heat shrinkable, polyolefin sleeving

PART NO.	DESCRIPTION	QTY
0-466-00	For cable up to 25mm <sup>2</sup>	10
0-466-01	For cable up to 40mm <sup>2</sup>	10

## HEAVY-DUTY BUTT SPLICE CONNECTORS

### TIN PLATED BUTT SPLICE CONNECTORS



- Durite's Heavy-Duty Butt Splice Connectors are used to connect or splice two wires to lengthen, change or repair an electrical circuit
- Suitable for Automotive, Marine, Commercial and Industrial Applications
- Made from Tin Plated Copper

PART NO.	CABLE CSA	QTY	PART NO.	CABLE CSA	QTY
0-008-20	10mm <sup>2</sup>	10	0-008-60	50mm <sup>2</sup>	10
0-008-30	16mm <sup>2</sup>	10	0-008-70	70mm <sup>2</sup>	10
0-008-40	25mm <sup>2</sup>	10	0-008-80	95mm <sup>2</sup>	10
0-008-50	35mm <sup>2</sup>	10			

**LOOKING FOR?**  
Crimping tools see page 289.

**CSA= Cross Sectional Area.**

## TERMINALS CABLE SOCKETS

### TIN PLATED CABLE SOCKETS

- Tinned solid copper cable sockets
- Select cable diameter & stud size from the table below **CSA= Cross Sectional Area.**

	QTY	CABLE Ø	CABLE CSA	STUD SIZE 5MM	STUD SIZE 6MM	STUD SIZE 8MM	STUD SIZE 10MM	STUD SIZE 12MM	STUD SIZE 14MM	STUD SIZE 16MM
	10	4.40mm	10mm <sup>2</sup>	0-008-21	0-008-22	0-008-23	0-008-24	0-008-25	-	-
	100	4.40mm	10mm <sup>2</sup>	3-008-21	3-008-22	3-008-23	3-008-24	3-008-25	-	-
	10	5.60mm	16mm <sup>2</sup>	-	0-008-32	0-008-33	0-008-34	0-008-35	-	-
	100	5.60mm	16mm <sup>2</sup>	-	3-008-32	3-008-33	3-008-34	3-008-35	-	-
	10	7.00mm	25mm <sup>2</sup>	-	0-008-42	0-008-43	0-008-44	0-008-45	-	-
	100	7.00mm	25mm <sup>2</sup>	-	3-008-42	3-008-43	3-008-44	3-008-45	-	-
	10	8.20mm	35mm <sup>2</sup>	-	0-008-52	0-008-53	0-008-54	0-008-55	-	-
	100	8.20mm	35mm <sup>2</sup>	-	3-008-52	3-008-53	3-008-54	3-008-55	-	-
	10	9.50mm	50mm <sup>2</sup>	-	0-008-62	0-008-63	0-008-64	0-008-65	0-008-66	-
	100	9.50mm	50mm <sup>2</sup>	-	3-008-62	3-008-63	3-008-64	3-008-65	-	-
	10	11.50mm	70mm <sup>2</sup>	-	-	0-008-73	0-008-74	0-008-75	0-008-76	0-008-77
	100	11.50mm	70mm <sup>2</sup>	-	-	3-008-73	3-008-74	3-008-75	-	-
	10	13.50mm	95mm <sup>2</sup>	-	-	-	0-008-84	0-008-85	0-008-86	0-008-87



CABLE & WIRING ACCESSORIES CONNECTORS & TERMINALS BATTERY TERMINALS

BATTERY TERMINALS

DRILLED 7.5MM FOR 25MM<sup>2</sup> CABLE



- Hot stamped brass S.M.M.T battery terminals for longevity

PART NO.	DESCRIPTION	QTY
1-020-01	Positive	10
1-020-10	Positive	100
2-020-01	Negative	10
2-020-10	Negative	100

DRILLED 9.5MM FOR 40MM<sup>2</sup> CABLE



- Hot stamped brass S.M.M.T battery terminals for longevity

PART NO.	DESCRIPTION	QTY
1-155-01	Positive	10
2-155-10	Negative	100
2-155-01	Negative	10

DRILLED 11.1MM FOR 60MM<sup>2</sup> CABLE



- Hot stamped brass S.M.M.T battery terminals for longevity

PART NO.	DESCRIPTION	QTY
1-388-01	Positive	10
2-388-10	Negative	100
2-388-01	Negative	10

DRILLED 14.3MM FOR XL CABLE



- Heavy-duty terminals

PART NO.	DESCRIPTION	QTY
1-224-01	Positive	10
2-224-01	Negative	10

DRILLED 8.9MM



- For 37/0.90mm 25mm<sup>2</sup> and 61/0.90mm 40mm<sup>2</sup> cable

PART NO.	DESCRIPTION	QTY
1-018-01	Positive	10
1-018-10	Positive	100
5-018-01	Positive	1
2-018-01	Negative	10
2-018-10	Negative	100
6-018-01	Negative	1

DRILLED 11.1MM



- For 61/1.13mm. 60mm<sup>2</sup> cable

PART NO.	DESCRIPTION	QTY
1-558-01	Positive	10
1-558-10	Positive	100
5-558-01	Positive	1
2-558-01	Negative	10
2-558-10	Negative	100
6-558-01	Negative	1

DRILLED 14.3MM FOR XL CABLE

- Heavy-duty terminals

PART NO.	DESCRIPTION	QTY
2-559-01	Negative	10
2-559-10	Negative	100
6-559-01	Negative	1

PART NO.	DESCRIPTION	QTY
1-559-01	Positive	10
1-559-10	Positive	100
5-559-01	Positive	1



## STUD BATTERY TERMINALS

### WITH 8MM STUD



- Hot stamped brass S.M.M.T battery terminals for longevity

PART NO.	DESCRIPTION	QTY
1-102-01	Positive	10
1-102-10	Positive	100
5-102-01	Positive	1
2-102-01	Negative	10
2-102-10	Negative	100
6-102-01	Negative	1

### WITH 10MM STUD



- Hot stamped brass S.M.M.T battery terminals for longevity

PART NO.	DESCRIPTION	QTY
1-103-01	Positive	10
1-103-10	Positive	100
5-103-01	Positive	1
2-103-01	Negative	10
2-103-10	Negative	100
6-103-01	Negative	1

## LIGHTING TERMINALS



↗ Nut and bolt 0-394-01.

- With vertical 3/8 UNC stud, washer and nut. Same size as AC Delco batteries

PART NO.	DESCRIPTION	QTY
1-100-04	Positive	10
5-100-04	Positive	1
2-100-04	Negative	10
6-100-04	Negative	1

- With vertical 5/16 Whitworth stud, spring washer and nut

PART NO.	DESCRIPTION	QTY
1-100-01	Positive	10
1-100-10	Positive	100
5-100-01	Positive	1
2-100-01	Negative	10
2-100-10	Negative	100
6-100-01	Negative	1

## OTHER BATTERY TERMINALS

### SMALL JAPANESE TERMINALS



- Drilled 9.4mm for 266/0.30mm 20mm<sup>2</sup> and 37/0.90mm 25mm<sup>2</sup> cable

PART NO.	DESCRIPTION	QTY
1-017-01	Positive	10
5-017-01	Positive	1
2-017-01	Negative	10
6-017-01	Negative	1

↗ Non S.M.M.T battery terminals.

### QUICK RELEASE TERMINALS



- A practical solution to ordinary battery terminals, by means of a quick release clamp mechanism to easily attach or detach the terminals from a vehicle battery
- These quick release battery terminals are for any vehicle battery cable 20/25mm<sup>2</sup> to 50mm<sup>2</sup>
- Made of natural brass
- Pack of 2 (1 positive and 1 negative) or sold individually

PART NO.	DESCRIPTION	QTY
0-023-00	Positive/Negative Pack	2
1-023-00	Positive only - Red	1
2-023-00	Negative only - Blue	1

CABLE & WIRING ACCESSORIES CONNECTORS & TERMINALS BATTERY TERMINALS

FORD TYPE TERMINAL



- Battery terminals for Ford type terminal conversion
- 1 positive and 1 negative

PART NO.	DESCRIPTION	QTY
0-022-00	Ford type	pair

DISCONNECT TYPE TERMINAL



- Green with plastic tightening wheel without fuse holder
- Ideal battery isolator or anti-theft device

PART NO.	DESCRIPTION	QTY
2-021-00	Disconnect type	1



- With bridging fuse holder for radio memory, alarm and clock feeds, and Ford type battery terminal conversion

PART NO.	DESCRIPTION	QTY
2-021-50	Disconnect type	1

BATTERY TERMINAL ACCESSORIES

MOULDED NATURAL RUBBER BATTERY TERMINAL COVERS

- To fit all side entry battery terminals

PART NO.	SIZE	QTY
1-558-99	Red	10
5-558-99	Red	1
2-558-99	Black	10
6-558-99	Black	1

- To fit all standard lighting terminals

PART NO.	SIZE	QTY
1-100-99	Red	10
5-100-99	Red	1
2-100-99	Black	10
6-100-99	Black	1



ANTI-CORROSIVE COMPOUND

- An anti-corrosive compound which kills corrosion and inhibits deterioration of terminals and metal parts on or near lead acid batteries

PART NO.	DESCRIPTION	QTY
0-139-99	Anti-corrode	1



LOOKING FOR ASSORTED PRE-INSULATED TERMINAL KIT? *See page 209*



## PRE-INSULATED TERMINALS

Terminals are solid copper or solid brass and have copper insulation support sleeve.

### RING TERMINALS

COPPER

Suitable for cables  
0.5mm<sup>2</sup> - 1.5mm<sup>2</sup>  
9 - 21/0.30mm



PART NO.	SIZE	QTY
0-001-01	3.7mm ring	50
2-001-01	3.7mm ring	100
3-001-01	3.7mm ring	1000
0-001-02	5.3mm ring	50
2-001-02	5.3mm ring	100
3-001-02	5.3mm ring	1000
0-001-20	6.4mm ring	50
2-001-20	6.4mm ring	100
3-001-20	6.4mm ring	1000
0-001-48	8.4mm ring	50
2-001-48	8.4mm ring	100
3-001-48	8.4mm ring	1000

Suitable for cables  
1.5mm<sup>2</sup> - 2.5mm<sup>2</sup>  
21 - 35/0.30mm



PART NO.	SIZE	QTY
0-001-05	3.7mm ring	50
2-001-05	3.7mm ring	100
3-001-05	3.7mm ring	1000
0-001-06	5.3mm ring	50
2-001-06	5.3mm ring	100
3-001-06	5.3mm ring	1000
0-001-21	6.4mm ring	50
2-001-21	6.4mm ring	100
3-001-21	6.4mm ring	1000
0-001-45	8.4mm ring	50
2-001-45	8.4mm ring	100
3-001-45	8.4mm ring	1000

Suitable for cables  
3.0mm<sup>2</sup> - 6.0mm<sup>2</sup>  
44 - 84/0.30mm

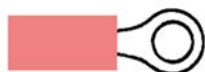


PART NO.	SIZE	QTY
0-001-23	5.3mm ring	50
2-001-23	5.3mm ring	100
3-001-23	5.3mm ring	1000
0-001-22	6.4mm ring	50
2-001-22	6.4mm ring	100
3-001-22	6.4mm ring	1000
0-001-12	8.4mm ring	50
2-001-12	8.4mm ring	100
3-001-12	8.4mm ring	1000
0-001-25	10.5mm ring	50
2-001-25	10.5mm ring	100
3-001-25	10.5mm ring	1000
0-001-39	13mm ring	50
2-001-39	13mm ring	100
3-001-39	13mm ring	1000

### RING TERMINALS HEATSHRINK

COPPER

Suitable for cables  
0.5mm<sup>2</sup> - 1.5mm<sup>2</sup>  
9 - 21/0.30mm



PART NO.	SIZE	QTY
0-001-65	4.3mm ring	25
2-001-65	4.3mm ring	100
0-001-68	5.3mm ring	25
2-001-68	5.3mm ring	100
0-001-71	6.4mm ring	25
2-001-71	6.4mm ring	100

Suitable for cables  
1.5mm<sup>2</sup> - 2.5mm<sup>2</sup>  
21 - 35/0.30mm



PART NO.	SIZE	QTY
0-001-66	4.3mm ring	25
2-001-66	4.3mm ring	100
0-001-69	5.3mm ring	25
2-001-69	5.3mm ring	100
0-001-72	6.4mm ring	25
2-001-72	6.4mm ring	100

Suitable for cables  
4.0mm<sup>2</sup> - 6.0mm<sup>2</sup>  
56-84/0.30mm



PART NO.	SIZE	QTY
0-001-67	4.3mm ring	25
2-001-67	4.3mm ring	100
0-001-70	5.3mm ring	25
2-001-70	5.3mm ring	100
0-001-73	6.4mm ring	25
2-001-73	6.4mm ring	100

CABLE & WIRING ACCESSORIES CONNECTORS & TERMINALS PRE-INSULATED TERMINALS

**FORK TERMINALS**

**COPPER**

**Suitable for cables**  
0.5mm<sup>2</sup> - 1.5mm<sup>2</sup>  
9 - 21/0.30mm



PART NO.	SIZE	QTY
0-001-03	3.7mm ring	50
2-001-03	3.7mm ring	100
3-001-03	3.7mm ring	1000
0-001-04	5.3mm ring	50
2-001-04	5.3mm ring	100
3-001-04	5.3mm ring	1000

**Suitable for cables**  
1.5mm<sup>2</sup> - 2.5mm<sup>2</sup>  
21 - 35/0.30mm



PART NO.	SIZE	QTY
0-001-07	3.7mm ring	50
2-001-07	3.7mm ring	100
3-001-07	3.7mm ring	1000
0-001-08	5.3mm ring	50
2-001-08	5.3mm ring	100
3-001-08	5.3mm ring	1000

**LOOKING FOR?**  
Crimping tools  
See page 289-291.

**BLADE TERMINALS**

**BRASS**

**Suitable for cables**  
0.5mm<sup>2</sup> - 1.5mm<sup>2</sup>  
9 - 21/0.30mm



PART NO.	SIZE	QTY
0-001-26	6.3mm blade	50
2-001-26	6.3mm blade	100
3-001-26	6.3mm blade	1000

**Suitable for cables**  
1.5mm<sup>2</sup> - 2.5mm<sup>2</sup>  
21 - 35/0.30mm



PART NO.	SIZE	QTY
0-001-13	6.3mm blade	50
2-001-13	6.3mm blade	100
3-001-13	6.3mm blade	1000

**Suitable for cables**  
3.0mm<sup>2</sup> - 6.0mm<sup>2</sup>  
44 - 84/0.30mm



PART NO.	SIZE	QTY
0-001-28	6.3mm blade	50
2-001-28	6.3mm blade	100
3-001-28	6.3mm blade	1000

**MALE SPADE TERMINALS HEATSHRINK**

**BRASS**

**Suitable for cables**  
0.5mm<sup>2</sup> - 1.5mm<sup>2</sup>  
9 - 21/0.30mm



PART NO.	SIZE	QTY
0-001-62	6.3mm male spade	25
2-001-62	6.3mm male spade	100

**Suitable for cables**  
1.5mm<sup>2</sup> - 2.5mm<sup>2</sup>  
21 - 35/0.30mm



PART NO.	SIZE	QTY
0-001-63	6.3mm male spade	25
2-001-63	6.3mm male spade	100

**Suitable for cables**  
4.0mm<sup>2</sup> - 6.0mm<sup>2</sup>  
56-84/0.30mm



PART NO.	SIZE	QTY
0-001-64	6.3mm male spade	25
2-001-64	6.3mm male spade	100

CABLE & WIRING ACCESSORIES CONNECTORS & TERMINALS PRE-INSULATED TERMINALS

**PUSH ON TERMINALS**

**BRASS**

**Suitable for cables**  
0.5mm<sup>2</sup> - 1.5mm<sup>2</sup>  
9 - 21/0.30mm



PART NO.	SIZE	QTY
0-001-30	2.8mm push on	50
2-001-30	2.8mm push on	100
3-001-30	2.8mm push on	1000
0-001-34	4.8mm push on	50
2-001-34	4.8mm push on	100
3-001-34	4.8mm push on	1000
0-001-09	6.3mm push on	50
2-001-09	6.3mm push on	100
3-001-09	6.3mm push on	1000

**Suitable for cables**  
1.5mm<sup>2</sup> - 2.5mm<sup>2</sup>  
21 - 35/0.30mm



PART NO.	SIZE	QTY
0-001-29	4.8mm push on	50
2-001-29	4.8mm push on	100
3-001-29	4.8mm push on	1000
0-001-17	6.3mm push on	50
2-001-17	6.3mm push on	100
3-001-17	6.3mm push on	1000
0-001-40	8.0mm push on	50
2-001-40	8.0mm push on	100
3-001-40	8.0mm push on	1000

**Suitable for cables**  
3.0mm<sup>2</sup> - 6.0mm<sup>2</sup>  
44 - 84/0.30mm



PART NO.	SIZE	QTY
0-001-18	6.3mm push on	50
2-001-18	6.3mm push on	100
3-001-18	6.3mm push on	1000
0-001-19	9.5mm push on	50
2-001-19	9.5mm push on	100
3-001-19	9.5mm push on	1000

**FEMALE SPADE TERMINAL HEATSHRINK**

**BRASS**

**Suitable for cables**  
0.5mm<sup>2</sup> - 1.5mm<sup>2</sup>  
9 - 21/0.30mm



PART NO.	SIZE	QTY
0-001-59	6.3mm female spade	25
2-001-59	6.3mm female spade	100

**Suitable for cables**  
1.5mm<sup>2</sup> - 2.5mm<sup>2</sup>  
21 - 35/0.30mm



PART NO.	SIZE	QTY
0-001-60	6.3mm female spade	25
2-001-60	6.3mm female spade	100

**Suitable for cables**  
3.0mm<sup>2</sup> - 6.0mm<sup>2</sup>  
56-84/0.30mm



PART NO.	SIZE	QTY
0-001-61	6.3mm female spade	25
2-001-61	6.3mm female spade	100

**INSULATED PUSH ON TERMINALS**

**BRASS**

**Suitable for cables**  
0.5mm<sup>2</sup> - 1.5mm<sup>2</sup>  
9 - 21/0.30mm



PART NO.	SIZE	QTY
0-001-52	4.8mm push on	50
2-001-52	4.8mm push on	100
3-001-52	4.8mm push on	1000
0-001-41	6.3mm push on	50
2-001-41	6.3mm push on	100
3-001-41	6.3mm push on	1000

**Suitable for cables**  
1.5mm<sup>2</sup> - 2.5mm<sup>2</sup>  
21 - 35/0.30mm



PART NO.	SIZE	QTY
0-001-27	6.3mm push on	50
2-001-27	6.3mm push on	100
3-001-27	6.3mm push on	1000

**Suitable for cables**  
3.0mm<sup>2</sup> - 6.0mm<sup>2</sup>  
44 - 84/0.30mm



PART NO.	SIZE	QTY
0-001-46	6.3mm push on	50
2-001-46	6.3mm push on	100
3-001-46	6.3mm push on	1000
0-001-47	9.5mm push on	50
2-001-47	9.5mm push on	100
3-001-47	9.5mm push on	1000

CABLE & WIRING ACCESSORIES CONNECTORS & TERMINALS PRE-INSULATED TERMINALS

**PIGGY BACK TERMINALS**

**BRASS**

**Suitable for cables**  
0.5mm<sup>2</sup> - 1.5mm<sup>2</sup>  
9 - 21/0.30mm



PART NO.	SIZE	QTY
0-001-33	6.3mm piggy back	50
2-001-33	6.3mm piggy back	100
3-001-33	6.3mm piggy back	1000

**Suitable for cables**  
1.5mm<sup>2</sup> - 2.5mm<sup>2</sup>  
21 - 35/0.30mm



PART NO.	SIZE	QTY
0-001-15	6.3mm piggy back	50
2-001-15	6.3mm piggy back	100
3-001-15	6.3mm piggy back	1000

**NIPPLE TERMINALS**

**BRASS**

**Suitable for cables**  
0.5mm<sup>2</sup> - 1.5mm<sup>2</sup>  
9 - 21/0.30mm



PART NO.	SIZE	QTY
0-001-36	4.0mm nipple	50
2-001-36	4.0mm nipple	100
3-001-36	4.0mm nipple	1000

**Suitable for cables**  
1.5mm<sup>2</sup> - 2.5mm<sup>2</sup>  
21 - 35/0.30mm



PART NO.	SIZE	QTY
0-001-32	5.0mm nipple	50
2-001-32	5.0mm nipple	100
3-001-32	5.0mm nipple	1000

**Suitable for cables**  
3.0mm<sup>2</sup> - 6.0mm<sup>2</sup>  
44 - 84/0.30mm



PART NO.	SIZE	QTY
0-001-37	5.0mm nipple	50
2-001-37	5.0mm nipple	100
3-001-37	5.0mm nipple	1000

**NIPPLE TERMINALS HEATSHRINK**

**BRASS**

**Suitable for cables**  
0.5mm<sup>2</sup> - 1.5mm<sup>2</sup>  
9 - 21/0.30mm



PART NO.	SIZE	QTY
0-001-56	4.0mm nipple	25
2-001-56	4.0mm nipple	100

**Suitable for cables**  
1.5mm<sup>2</sup> - 2.5mm<sup>2</sup>  
21 - 35/0.30mm



PART NO.	SIZE	QTY
0-001-57	5.0mm nipple	25
2-001-57	5.0mm nipple	100

**Suitable for cables**  
4.0mm<sup>2</sup> - 6.0mm<sup>2</sup>  
56-84/0.30mm



PART NO.	SIZE	QTY
0-001-58	5.0mm nipple	25
2-001-58	5.0mm nipple	100

CABLE & WIRING ACCESSORIES CONNECTORS & TERMINALS PRE-INSULATED TERMINALS

**PIN TERMINALS**

**COPPER**

Suitable for cables  
0.5mm<sup>2</sup> - 1.5mm<sup>2</sup>  
9 - 21/0.30mm



PART NO.	SIZE	QTY
0-001-42	1.9mm pin	50
2-001-42	1.9mm pin	100
3-001-42	1.9mm pin	1000

Suitable for cables  
1.5mm<sup>2</sup> - 2.5mm<sup>2</sup>  
21 - 35/0.30mm



PART NO.	SIZE	QTY
0-001-43	1.9mm pin	50
2-001-43	1.9mm pin	100
3-001-43	1.9mm pin	1000

Suitable for cables  
3.0mm<sup>2</sup> - 6.0mm<sup>2</sup>  
44 - 84/0.30mm



PART NO.	SIZE	QTY
0-001-44	2.9mm pin	50
2-001-44	2.9mm pin	100
3-001-44	2.9mm pin	1000

**NIPPLE RECEPTACLES**

**BRASS**

Suitable for cables  
0.5mm<sup>2</sup> - 1.5mm<sup>2</sup>  
9 - 21/0.30mm



PART NO.	SIZE	QTY
0-001-35	4.0mm receptacle	50
2-001-35	4.0mm receptacle	100
3-001-35	4.0mm receptacle	1000

Suitable for cables  
1.5mm<sup>2</sup> - 2.5mm<sup>2</sup>  
21 - 35/0.30mm



PART NO.	SIZE	QTY
0-001-31	5.0mm receptacle	50
2-001-31	5.0mm receptacle	100
3-001-31	5.0mm receptacle	1000

Suitable for cables  
3.0mm<sup>2</sup> - 6.0mm<sup>2</sup>  
44 - 84/0.30mm



PART NO.	SIZE	QTY
0-001-38	5.0mm receptacle	50
2-001-38	5.0mm receptacle	100
3-001-38	5.0mm receptacle	1000

**NIPPLE RECEPTACLES HEATSHRINK**

**BRASS**

Suitable for cables  
0.5mm<sup>2</sup> - 1.5mm<sup>2</sup>  
9 - 21/0.30mm



PART NO.	SIZE	QTY
0-001-53	4.0mm receptacle	25
2-001-53	4.0mm receptacle	100

Suitable for cables  
1.5mm<sup>2</sup> - 2.5mm<sup>2</sup>  
21 - 35/0.30mm



PART NO.	SIZE	QTY
0-001-54	5.0mm receptacle	25
2-001-54	5.0mm receptacle	100

Suitable for cables  
4.0mm<sup>2</sup> - 6.0mm<sup>2</sup>  
56-84/0.30mm



PART NO.	SIZE	QTY
0-001-55	5.0mm receptacle	25
2-001-55	5.0mm receptacle	100



CABLE & WIRING ACCESSORIES CONNECTORS & TERMINALS PRE-INSULATED TERMINALS

**BUTT CONNECTORS**

**COPPER**

Suitable for cables  
0.5mm<sup>2</sup> - 1.5mm<sup>2</sup>  
9 - 21/0.30mm



PART NO.	QTY
0-001-10	50
2-001-10	100
3-001-10	1000

Suitable for cables  
1.5mm<sup>2</sup> - 2.5mm<sup>2</sup>  
21 - 35/0.30mm



PART NO.	QTY
0-001-11	50
2-001-11	100
3-001-11	1000

Suitable for cables  
3.0mm<sup>2</sup> - 6.0mm<sup>2</sup>  
44 - 84/0.30mm



PART NO.	QTY
0-001-16	50
2-001-16	100
3-001-16	1000

**BUTT CONNECTORS: ADHESIVE HEAT-SHRINK**

**COPPER**

Suitable for cables  
0.5mm<sup>2</sup> - 1.5mm<sup>2</sup>  
9 - 21/0.30mm



PART NO.	QTY
0-001-49	25
2-001-49	100
3-001-49	1000

Suitable for cables  
1.5mm<sup>2</sup> - 2.5mm<sup>2</sup>  
21 - 35/0.30mm



PART NO.	QTY
0-001-50	25
2-001-50	100
3-001-50	1000

Suitable for cables  
3.0mm<sup>2</sup> - 6.0mm<sup>2</sup>  
44 - 84/0.30mm



PART NO.	QTY
0-001-51	25
2-001-51	100
3-001-51	1000

**BUTT CONNECTORS: SOLDER ADHESIVE LINED HEATSHRINK**

Suitable for cables  
0.2mm<sup>2</sup> - 0.75mm<sup>2</sup>



PART NO.	QTY
0-001-90	10

Suitable for cables  
0.6mm<sup>2</sup> - 2.0mm<sup>2</sup>



PART NO.	QTY
0-001-91	10

Suitable for cables  
1.8mm<sup>2</sup> - 2.5mm<sup>2</sup>



PART NO.	QTY
0-001-92	10

Suitable for cables  
2.4mm<sup>2</sup> - 4.5mm<sup>2</sup>



PART NO.	QTY
0-001-93	10

**UNINSULATED TERMINALS**

**NIPPLE TERMINALS**

✂ Use crimp tool 0-004-50.



• Crimp nipple for 0.65mm<sup>2</sup> cable

PART NO.	DESCRIPTION	QTY
0-005-39	0.65mm <sup>2</sup>	100



• Crimp nipple for 1.00mm<sup>2</sup> cable

PART NO.	DESCRIPTION	QTY
0-005-40	1.00mm <sup>2</sup>	100

🔍 LOOKING FOR?

Crimp tool see page 289–291.



• Crimp nipple for 2.00mm<sup>2</sup> cable

PART NO.	DESCRIPTION	QTY
0-005-41	2.00mm <sup>2</sup>	100




• Solder nipple for 3.00mm<sup>2</sup> cable

PART NO.	DESCRIPTION	QTY
0-004-70	3.00mm <sup>2</sup>	100

### NIPPLE TERMINAL CONNECTORS


✂ Use assembly tool 0-004-00 see page 291.

- Single connector



PART NO.	DESCRIPTION	QTY
0-004-71	Single connector	50

- Double connector



PART NO.	DESCRIPTION	QTY
0-004-72	Double connector	50

### ROUND TERMINALS

#### FEMALE RECEPTACLE

- 2.00mm bulkhead socket for 1.00 - 2.50mm<sup>2</sup> cable



PART NO.	DESCRIPTION	QTY
0-005-15	2.00mm	50

- 3.00mm bulkhead socket for 1.00 - 2.50mm<sup>2</sup> cable



PART NO.	DESCRIPTION	QTY
0-005-14	3.00mm	50

- 4.70mm terminal with sleeve for Ford coil



PART NO.	DESCRIPTION	QTY
0-004-74	4.70mm	50

#### MALE PIN

- 2.00mm bulkhead pin for 1.00 - 2.50mm<sup>2</sup> cable



PART NO.	DESCRIPTION	QTY
0-005-11	2.00mm	50

- 3.00mm bulkhead pin for 1.00 - 2.50mm<sup>2</sup> cable



PART NO.	DESCRIPTION	QTY
0-005-10	3.00mm	50

- 4.70mm pin for Ford coil Ø 4.7mm



PART NO.	DESCRIPTION	QTY
0-005-48	1.0 - 2.50mm <sup>2</sup> cable	50

### BLADE TERMINALS

#### 2.8MM RECEPTACLE

- 2.80mm push-on for 0.50 - 1.00mm<sup>2</sup> cable

✂ With locking tag.

PART NO.	QTY
0-005-16	50



#### 4.8MM RECEPTACLE

- 4.80mm push-on for 1.00 - 2.50mm<sup>2</sup> cable

✂ With locking tag.

PART NO.	QTY
0-005-18	50
3-005-18	1000



CABLE & WIRING ACCESSORIES CONNECTORS & TERMINALS UNINSULATED TERMINALS

6.3MM BLADE

- For 0.65 - 1.00mm<sup>2</sup> cable

PART NO.	QTY
0-011-21	50
3-011-21	1000

 With locking tag.



- 5.00mm hole

PART NO.	QTY
0-005-28	50



- For 1.00 - 2.50mm<sup>2</sup> cable

PART NO.	QTY
0-011-22	50
3-011-22	1000

 With locking tag.



- Double blade 3.70mm hole

PART NO.	QTY
0-005-34	50



- For 0.50 - 2.00mm<sup>2</sup> cable

PART NO.	QTY
0-005-27	50
3-005-27	1000



- Blade x 6, 4.1mm holes

PART NO.	QTY
0-005-35	50



6.3MM RECEPTACLE

- Push-on for 0.65 - 1.00mm<sup>2</sup> cable

PART NO.	QTY
0-011-23	50
3-011-23	1000

 With locking tag.



- Push-on with high current shoe for 2.50 - 4.00mm<sup>2</sup> cable

PART NO.	QTY
0-005-29	50



- Push-on for 1.00 - 2.50mm<sup>2</sup> cable

PART NO.	QTY
0-011-24	50
3-011-24	1000

 With locking tag.



- Push-on 1.00 - 2.50mm<sup>2</sup> cable

PART NO.	QTY
0-005-30	50



- Push-on for 1.00 - 2.50mm<sup>2</sup> cable

PART NO.	QTY
0-005-20	50
3-005-20	1000



6.3MM ADAPTORS

- Piggy-back push-on for 2.00 - 2.50mm<sup>2</sup> cable

PART NO.	QTY
0-005-12	50



- Blade adaptor

PART NO.	QTY
0-005-32	50



CABLE & WIRING ACCESSORIES CONNECTORS & TERMINALS UNINSULATED TERMINALS

8.0MM RECEPTACLE



- Push-on for 1.50 - 2.50mm<sup>2</sup> cable

✂ With locking tag.

PART NO.	QTY
0-005-13	50

9.5MM RECEPTACLE



- Push-on for 4.00 - 6.00mm<sup>2</sup> cable

PART NO.	QTY
0-005-22	50



- Push-on for 6.00 - 10.00mm<sup>2</sup> cable

PART NO.	QTY
0-005-24	50

✂ With locking tag.

BLADE TERMINAL INSULATORS

4.8MM INSULATOR



- Clear insulator
- 4.8mm

PART NO.	QTY
0-005-19	50

9.5MM INSULATOR



- Clear insulator
- 9.5mm

PART NO.	QTY
0-005-23	25

6.3MM INSULATORS



- Clear insulator
- 6.3mm

PART NO.	QTY
0-005-21	50



- Clear flag insulator
- 6.3mm

PART NO.	QTY
0-005-31	50



- White post-fit insulator
- 6.3mm

PART NO.	QTY
0-005-26	50

SOLDER TERMINALS

UNINSULATED RING TERMINALS



PART NO.	TYPE	CABLE CSA	QTY
0-010-47	3.8mm Ring	6mm <sup>2</sup>	50



PART NO.	TYPE	CABLE CSA	QTY
0-010-41	5.0mm Ring	3mm <sup>2</sup>	50



PART NO.	TYPE	CABLE CSA	QTY
0-010-51	5.3mm Ring	4.5mm <sup>2</sup>	50

CABLE & WIRING ACCESSORIES CONNECTORS & TERMINALS UNINSULATED TERMINALS

UNINSULATED RING TERMINALS

• 10mm<sup>2</sup>

PART NO.	TYPE	QTY
0-010-54	9.5mm Ring	50



PART NO.	TYPE	QTY
0-010-55	8.0mm Ring	50



FLAG

✂ MOD 5940.99.400.8491 (0-002-62 only)

PART NO.	HOLE	CONDUCTOR Ø	QTY
0-002-62	9.5mm	7.9mm	25
0-003-53	6.35mm	9.5mm	25
4-003-53	6.35mm	9.5mm	500



CRIMP RING TERMINALS

RING

QTY	HOLE	CONDUCTOR 10mm <sup>2</sup>	CONDUCTOR 16mm <sup>2</sup>	CONDUCTOR 25mm <sup>2</sup>
10	6mm	0-010-61	0-010-64	0-010-67
100	6mm	3-010-61	3-010-64	3-010-67
25	7.9mm	-	-	0-003-52
10	8mm	0-010-62	0-010-65	0-010-68
100	8mm	3-010-62	3-010-65	3-010-68
10	10mm	0-010-63	0-010-66	0-010-69
25	10mm	0-003-57	-	-
100	10mm	3-010-63	3-010-66	3-010-69
10	10.1mm	-	-	-



INSULATING BOOT



CABLE ENTRY	TERMINAL Ø	PART NO.	DESCRIPTION	QTY
6mm	11mm	0-003-40	Black	25



CABLE ENTRY	TERMINAL Ø	PART NO.	DESCRIPTION	QTY
8mm	15mm	0-003-50	Black	25
		3-003-50	Black	100



CABLE ENTRY	TERMINAL Ø	PART NO.	DESCRIPTION	QTY
8x14mm	21mm	0-003-60	Black	10

CABLE ENTRY	TERMINAL Ø	PART NO.	DESCRIPTION	QTY
8mm	17mm	0-003-70	Black	10
		0-003-75	Red	10



CABLE ENTRY	TERMINAL Ø	PART NO.	DESCRIPTION	QTY
13mm	17mm	0-003-80	Black	10
		0-003-85	Red	10



## SCOTCHLOK™ CONNECTORS



• For 0.65 - 1.5mm<sup>2</sup> cables

PART NO.	QTY
0-560-04	50



• For 3.00 - 4.50mm<sup>2</sup>,  
0.65 - 2.00mm<sup>2</sup>

PART NO.	QTY
0-005-61	25



• For 1.00 - 2.00mm<sup>2</sup> cables

PART NO.	QTY
0-560-02	50

## AFTERMARKET CONNECTORS



• For 0.5 - 1.0mm<sup>2</sup> cables

PART NO.	QTY
0-560-11	50



• For 4.0 to 6.0mm<sup>2</sup> cables

PART NO.	QTY
0-560-13	25



• For 0.75 to 2.5mm<sup>2</sup> cables

PART NO.	QTY
0-560-12	50

## IGNITION TERMINALS

### TERMINALS



PART NO.	USAGE	QTY
0-006-03	Distributor cap	25



PART NO.	USAGE	QTY
0-006-13	Distributor cap	25



PART NO.	USAGE	QTY
0-006-10	Spark plug	25

✂ Use insulator 0-009-10.

✂ Use insulator 0-009-03.

### INSULATORS



PART NO.	TYPE	USAGE	QTY
0-009-11	Insulator	Distributor cap	25



✂ For 0-006-10.

PART NO.	TYPE	USAGE	QTY
0-009-03	Insulator	Spark plug	25



✂ For 0-006-13.

PART NO.	TYPE	USAGE	QTY
0-009-10	Insulator	Distributor cap	25

# MULTIPLE CONNECTORS

## ECONOSEAL CONNECTORS

✂ Use crimping tool 0-703-51 for these connectors.

### WATERPROOF MALE CONNECTOR

- Supplied with terminals and seal

PART NO.	TYPE	QTY
0-012-42	2-way	1
0-012-43	3-way	1



### WATERPROOF FEMALE CONNECTOR

- Supplied with terminals and seal

PART NO.	TYPE	QTY
0-012-52	2-way	1
0-012-53	3-way	1



## JUNIOR TIMER CONNECTORS

### FEMALE CONNECTOR

- Supplied with cable boot and terminals

✂ Use crimping tool 0-703-53.

PART NO.	TYPE	QTY
0-012-71	2-way	1



✂ Use crimping tool 0-703-52 for these connectors.

## JUNIOR POWER TIMER CONNECTORS

### MALE CONNECTOR

- Supplied with cable seals and terminals



🔍 **LOOKING FOR?**  
Crimping tools  
See page 289-291.

PART NO.	TYPE	QTY
0-012-62	2-way	1

### FEMALE CONNECTOR

- Supplied with cable seals and terminals



PART NO.	TYPE	QTY
0-012-72	2-way	1
0-012-73	3-way	1
0-012-74	4-way	1

## JUNIOR POWER TIMER TERMINALS

### JUNIOR POWER TIMER TERMINALS



PART NO.	TYPE	QTY
0-012-25	0.5 - 1.0mm <sup>2</sup> male	50
0-012-26	1.00 - 2.5mm <sup>2</sup> male	50



PART NO.	TYPE	QTY
0-012-27	0.5 - 1.0mm <sup>2</sup> female	50
0-012-28	1.00 - 2.5mm <sup>2</sup> female	50

## SUPERSEAL CONNECTORS & TERMINALS

✂ Use crimping tool 0-703-51 for these connectors.

### 1.5MM MALE BLADE HOUSING

1 of = Complete kit  
100 of = Housings only



PART NO.	TYPE	QTY
0-011-51	1-way	1
3-011-51	1-way	100
0-011-52	2-way	1
3-011-52	2-way	100
0-011-53	3-way	1
3-011-53	3-way	100
0-011-54	4-way	1
3-011-54	4-way	100
0-011-55	5-way	1
3-011-55	5-way	100
0-011-56	6-way	1
3-011-56	6-way	100

### 1.5MM FEMALE BLADE HOUSING

1 of = Complete kit  
100 of = Housings only



PART NO.	TYPE	QTY
0-011-61	1-way	1
3-011-61	1-way	100
0-011-62	2-way	1
3-011-62	2-way	100
0-011-63	3-way	1
3-011-63	3-way	100
0-011-64	4-way	1
3-011-64	4-way	100
0-011-65	5-way	1
3-011-65	5-way	100
0-011-66	6-way	1
3-011-66	6-way	100

### SUPERSEAL TERMINALS



PART NO.	TYPE	DESCRIPTION	QTY
0-011-50	1.5mm Male	Terminal only	10
3-011-50	1.5mm Male	Terminal & seal	1000



PART NO.	TYPE	DESCRIPTION	QTY
0-011-60	1.5mm Female	Terminal only	10
3-011-60	1.5mm Female	Terminal & seal	1000

## DELPHI CONNECTORS

### 2.8MM MALE BLADE HOUSING

• Supplied with terminals and seal



PART NO.	TYPE	QTY
0-011-71	1-way	1
0-011-72	2-way	1
0-011-73	3-way	1

### 2.8MM FEMALE RECEPTACLE HOUSING

• Supplied with terminals and seal



PART NO.	TYPE	QTY
0-011-81	1-way	1
0-011-82	2-way	1
0-011-83	3-way	1



## SCHLEMMER CONNECTORS

### BLACK OR BLACK/GREY NYLON

- Supplied with terminals and seals for use on 10NW tubing

PART NO.	DESCRIPTION	TYPE	QTY
0-326-51	M24 DIN 90°	2-way	1
0-326-52	M27 DIN 90°	2-way	1
0-326-53	Inline DIN	4-way	1
0-326-54	Inline DIN 90°	4-way	1



PART NO.	DESCRIPTION	TYPE	QTY
0-326-55	Inline DIN male	5-way	1
0-326-56	Inline DIN female	5-way	1
0-326-57	Inline DIN female	7-way	1
<b>✂ Fits some Volvo and Mercedes lamps.</b>			
0-326-58	Inline DIN female	8-way	1
<b>✂ Fits some MAN lamps.</b>			



**LOOKING FOR?**  
Tubing. See page 180.

## 'PACKARD' TIMER CONNECTORS

### FEMALE CONNECTOR

- Supplied with cable seals and terminals

PART NO.	TYPE	QTY
0-012-92	2-way	1



PART NO.	TYPE	QTY
0-012-93	3-way	1



### CAN'T FIND WHAT YOU ARE LOOKING FOR?

Contact us today. Email [sales@durite.co.uk](mailto:sales@durite.co.uk) or visit [www.durite.co.uk](http://www.durite.co.uk)

## DEUTSCH DT SERIES CONNECTORS

Get reliability and performance when you need it most with Deutsch environmentally sealed connectors from Durite designed for cable to cable applications.

- Male or Female 2, 3, 4, 6, 8 or 12 cavity arrangements
- Thermoplastic housing withstands conditions of extreme temperature and moisture
- Accommodates wire sizes up to 2.00mm<sup>2</sup>
- Kit with terminals and seals for 0.5-1.00mm<sup>2</sup> cables
- Wedgelocks and housings available in packs of 100 & terminals in packs of 4 or 250
- Separate terminals also available for 0.5-1.00mm<sup>2</sup> cables and 1.00-2.00mm<sup>2</sup> cables

### MALE DEUTSCH CONNECTORS

2-WAY	PART NO.	DESCRIPTION	QTY
	0-011-32	Kit	1
	3-011-32	Housing	100
	3-111-32	Wedgelock	100
<b>3-WAY</b>	0-011-33	Kit	1
	3-011-33	Housing	100
	3-111-33	Wedgelock	100
<b>4-WAY</b>	0-011-34	Kit	1
	3-011-34	Housing	100
	3-111-34	Wedgelock	100
<b>6-WAY</b>	0-011-36	Kit	1
	3-011-36	Housing	100
	3-111-36	Wedgelock	100
<b>8-WAY</b>	0-011-38	Kit	1
	3-011-38	Housing	100
	3-111-38	Wedgelock	100
<b>12-WAY</b>	0-011-39	Kit	1
	3-011-39	Housing	100
	3-111-39	Wedgelock	100

### FEMALE DEUTSCH CONNECTORS

2-WAY	PART NO.	DESCRIPTION	QTY
	0-011-42	Kit	1
	3-011-42	Housing	100
	3-111-42	Wedgelock	100
<b>3-WAY</b>	0-011-43	Kit	1
	3-011-43	Housing	100
	3-111-43	Wedgelock	100
<b>4-WAY</b>	0-011-44	Kit	1
	3-011-44	Housing	100
	3-111-44	Wedgelock	100
<b>6-WAY</b>	0-011-46	Kit	1
	3-011-46	Housing	100
	3-111-46	Wedgelock	100
<b>8-WAY</b>	0-011-48	Kit	1
	3-011-48	Housing	100
	3-111-48	Wedgelock	100
<b>12-WAY</b>	0-011-49	Kit	1
	3-011-49	Housing	100
	3-111-49	Wedgelock	100

### TERMINALS FOR DEUTSCH CONNECTORS

	PART NO.	DESCRIPTION	QTY
	0-011-95	1.0-2.0mm <sup>2</sup>	4
	3-011-95	1.0-2.0mm <sup>2</sup>	250
	0-011-97	0.5-1.0mm <sup>2</sup>	4
	3-011-97	0.5-1.0mm <sup>2</sup>	250

	PART NO.	DESCRIPTION	QTY
	0-011-96	1.0-2.0mm <sup>2</sup>	4
	3-011-96	1.0-2.0mm <sup>2</sup>	250
	0-011-98	0.5-1.0mm <sup>2</sup>	4
	3-011-98	0.5-1.0mm <sup>2</sup>	250

✂ Use crimping tool 0-703-20 for these connectors.


CABLE & WIRING ACCESSORIES CONNECTORS & TERMINALS MULTIPLE CONNECTORS

## BLADE CONNECTORS

### 6.3MM MALE HOUSING

• These connectors are not supplied with blade terminals, which must be ordered separately


PART NO.	TYPE	QTY
0-011-01	1-way	5
0-011-02	2-way	5
3-011-02	2-way	1000
0-011-03	2-way	5
3-011-03	2-way	1000
0-011-04	3-way	5
3-011-04	3-way	1000
0-011-05	4-way	5
3-011-05	4-way	1000
0-011-06	6-way	5
3-011-06	6-way	1000
0-011-07	8-way	5
0-011-08	11-way	5



### 6.3MM FEMALE HOUSING

• These connectors are not supplied with push-on terminals, which must be ordered separately

PART NO.	TYPE	QTY
0-011-10	1-way	5
0-011-12	2-way	5
3-011-12	2-way	1000
0-011-13	2-way	5
3-011-13	2-way	1000
0-011-14	3-way	5
3-011-14	3-way	1000
0-011-15	4-way	5
3-011-15	4-way	1000
0-011-16	6-way	5
3-011-16	6-way	1000
0-011-17	8-way	5
0-011-18	11-way	5



### TERMINALS WITH LOCKING TAG FOR 6.3MM BLADE CONNECTORS

✂ These terminals are suitable for the connectors in the relevant column above.

PART NO.	TYPE	SUITABLE FOR CABLE	QTY
0-011-21	Blade	0.65mm <sup>2</sup> - 1.0mm <sup>2</sup>	50
3-011-21	Blade	0.65mm <sup>2</sup> - 1.0mm <sup>2</sup>	1000



PART NO.	TYPE	SUITABLE FOR CABLE	QTY
0-011-23	Push on	0.65mm <sup>2</sup> - 1.0mm <sup>2</sup>	50
3-011-23	Push on	0.65mm <sup>2</sup> - 1.0mm <sup>2</sup>	1000



PART NO.	TYPE	SUITABLE FOR CABLE	QTY
0-011-22	Blade	1.0mm <sup>2</sup> - 2.5mm <sup>2</sup>	50
3-011-22	Blade	1.0mm <sup>2</sup> - 2.5mm <sup>2</sup>	1000



PART NO.	TYPE	SUITABLE FOR CABLE	QTY
0-011-24	Push on	1.0mm <sup>2</sup> - 2.5mm <sup>2</sup>	50
3-011-24	Push on	1.0mm <sup>2</sup> - 2.5mm <sup>2</sup>	1000



## 'MATE N LOCK' CONNECTORS & PINS

### 2.0MM MALE HOUSING

- These connectors are not supplied with terminals, which must be ordered separately



PART NO.	TYPE	QTY
0-013-01	1-way	5
0-013-02	2-way	5
0-013-03	3-way	5
0-013-04	6-way	5
0-013-05	9-way	5
0-013-06	12-way	5
0-013-07	15-way	5
3-013-07	15-way	100

### 2.0MM FEMALE HOUSING

- These connectors are not supplied with terminals, which must be ordered separately



PART NO.	TYPE	QTY
0-013-11	1-way	5
0-013-12	2-way	5
0-013-13	3-way	5
0-013-14	6-way	5
0-013-15	9-way	5
0-013-16	12-way	5
0-013-17	15-way	5
3-013-17	15-way	100

### PINS SUITABLE FOR CABLES 0.5MM<sup>2</sup> - 2.5MM<sup>2</sup> WITH LOCKING TAG

- ✓ Pins and receptacles can be used in either male or female housing.



PART NO.	TYPE	QTY
0-013-21	2.0mm Pin	50
3-013-21	2.0mm Pin	1000



PART NO.	TYPE	QTY
0-013-23	2.0mm receptacle	50
3-013-23	2.0mm receptacle	1000

## PE/PVC CONNECTORS

### PE CABLE CONNECTORS, STRIP OF 12

- With steel screws and brass insert



PART NO.	DESCRIPTION	CURRENT RATING	QTY
0-598-00	for 6mm <sup>2</sup> cable	5A	10
0-596-00	for 10mm <sup>2</sup> cable	10A	10
0-599-00	for 12mm <sup>2</sup> cable	15A	10
0-688-00	for 16mm <sup>2</sup> cable	30A	10
0-689-00	for 25mm <sup>2</sup> cable	60A	10

### PVC CABLE CONNECTORS, 15A STRIP

- For 6.3mm brass push-on terminals



PART NO.	DESCRIPTION	QTY
0-675-00	15A strip	10

# TERMINAL BOXES

## TERMINAL BLOCKS

- Black moulded insulated housing for cables up to 25mm<sup>2</sup>
- Contains 2 x M8 studs



PART NO.	QTY
0-466-50	1

- 7 way, 2 x Ø 5.4mm, 5 x Ø 4mm
- Single fixing hole, 3.2mm diameter



PART NO.	QTY
0-005-38	1

- Phenolic base, 25A, 2 x 4 way, 6.3mm common plated brass blade terminals
- L 12 x W 50 x H 22mm



PART NO.	QTY
0-005-52	1

- Phenolic base, 25A, 3 x 6 way, 6.3mm common plated brass blade terminals
- L 28 x W 50 x H 22mm



PART NO.	QTY
0-005-53	1

## BUS BARS

- Bus bar, tin plated copper bar with 2 stainless steel 3/16" UNF studs
- ABS insulating base with recessed 5mm mounting holes



PART NO.	DESCRIPTION	CURRENT RATING	QTY
0-005-70	5 screws	100A	1
0-005-75	10 screws	150A	1

- Bus bar, tin plated copper bar with 4 stainless steel studs
- ABS insulating base with recessed 5mm mounting holes



PART NO.	DESCRIPTION	CURRENT RATING	QTY
0-005-71	3/16" UNF studs	100A	1
0-005-76	1/4" UNF studs	150A	1

## HEAVY-DUTY ENCLOSED BUS BARS

- Heavy-duty modular design bus bar for up to 48V

PART NO.	DESCRIPTION	CURRENT RATING	QTY
0-005-57	4 terminal studs	300A	1
0-005-58	6 terminal studs	300A	1
0-005-59	12 terminal studs	100A	1



## BUS BAR COVERS



✂ 0-005-97. ✂ 0-005-96.

PART NO.	DESCRIPTION	QTY
0-005-97	Fits 0-005-70/71	1
0-005-96	Fits 0-005-75/76	1

## JUNCTION BOXES

- Universal junction box, moulded in grey plastic with removable lid and 'O' ring seal
- Protected to IP56



PART NO.	DESCRIPTION	QTY
0-697-10	100 x 100 x 50mm, accepts glands up to 17NW	1
0-697-15	150 x 110 x 70mm, accepts all glands	1

- Junction, 8-way, black phenolic body and lid, with waterproof cable glands at each end
- Lid has waterproof gasket all round, and is secured by a single knurled screw
- L 147 x W 73 x H 43mm



PART NO.	QTY
0-697-00	1

- 8-way junction box
- 50V DC, 15A max load per circuit, max total current 120A if all 8 connectors are used
- 50A for any single way where no other terminals are used



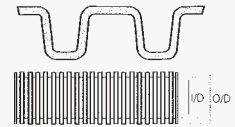
PART NO.	QTY
0-697-20	1

# TUBING & SLEEVING

## CONVOLUTED TUBING

- Protects cables and looms against external elements

✂ Match NW Tubing to NW Connector.



### BLACK NYLON HEAVY-DUTY CONVOLUTED UN-SPLIT TUBING



PART NO.	NOMINAL WIDTH	INSIDE $\phi$	OUTSIDE $\phi$	COIL
0-330-07	7.5	6.7mm	10.0mm	50m
0-330-10	10	9.9mm	13.0mm	50m
0-330-13	13	12.7mm	15.8mm	50m
0-330-17	17	16.6mm	21.2mm	50m
0-330-22	22	21.3mm	25.4mm	50m

### BLACK NYLON HEAVY-DUTY CONVOLUTED SPLIT TUBING



PART NO.	NOMINAL WIDTH	INSIDE $\phi$	OUTSIDE $\phi$	COIL
0-331-07	7.5	6.7mm	10.0mm	50m
0-331-10	10	9.9mm	13.0mm	50m
0-331-13	13	12.7mm	15.8mm	50m
0-331-17	17	16.6mm	21.2mm	50m
0-331-22	22	21.3mm	25.4mm	50m
0-331-26	26	25.8mm	31.2mm	25m
0-331-37	37	36mm	42.4mm	25m
0-331-50	50	47.7mm	54mm	25m

### BLACK POLYPROPYLENE DEEP SECTION CONVOLUTED SPLIT TUBING



PART NO.	NOMINAL WIDTH	INSIDE $\phi$	OUTSIDE $\phi$	COIL
0-328-04	4.5	5.0mm	7.1mm	100m
0-328-54	4.5 (un-split)	5.0mm	7.1mm	100m
0-328-07	7.5	6.9mm	9.9mm	50m
0-328-10	10	8.5mm	12.9mm	50m
0-328-11	11	10.1mm	17.7mm	50m

PART NO.	NOMINAL WIDTH	INSIDE $\phi$	OUTSIDE $\phi$	COIL
0-328-13	13	11.1mm	15.7mm	50m
0-328-17	17	15.0mm	21.2mm	50m
0-328-22	22	19.1mm	25.7mm	50m
0-328-26	26	26.3mm	31.4mm	25m
0-328-29	29	29.3mm	33.9mm	25m

### BLACK POLYAMIDE 6 CONVOLUTED UN-SPLIT TUBING



Extra flexible

NOMINAL WIDTH	INSIDE $\phi$	OUTSIDE $\phi$	COIL LENGTH
			100M
7.5	6.5mm	10.0mm	3-330-38
8.5	8.7mm	11.5mm	3-330-40
10	10.1mm	13.0mm	3-330-42
13	11.8mm	16.0mm	3-330-46
17	16.9mm	21.2mm	3-330-51
22	21.3mm	25.6mm	3-330-55
23	23.1mm	28.5mm	3-330-58

### BLACK POLYAMIDE 6 CONVOLUTED SPLIT TUBING



Extra flexible

NOMINAL WIDTH	INSIDE $\phi$	OUTSIDE $\phi$	COIL LENGTH
			100M
4.5	4.4mm	7.2mm	3-331-36
7.5	6.5mm	10.0mm	3-331-38
8.5	8.7mm	11.5mm	3-331-40
10	10.1mm	13.0mm	3-331-42
13	11.8mm	16.0mm	3-331-46
17	16.9mm	21.2mm	3-331-51
22	21.3mm	25.6mm	3-331-55
23	23.1mm	28.5mm	3-331-58

## CONVOLUTED TUBING ACCESSORIES

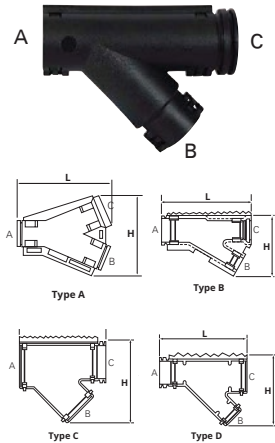
### CABLE FEEDING TOOL



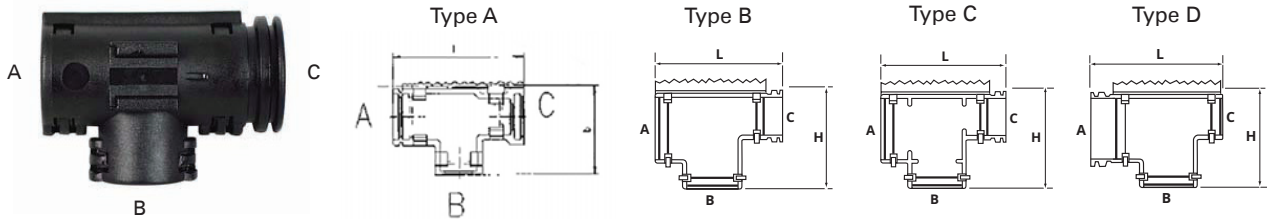
PART NO.	DESCRIPTION	QTY
0-331-98	For split tubing up to 10NW	1
0-331-99	For split tubing from 13NW	1

### BLACK NYLON UNSEALED 'Y' PIECE CONNECTORS

PART NO.	NOMINAL WIDTH			TYPE	H	L	QTY
	A	B	C				
0-327-10	7.5	7.5	7.5	A	40.1	46.9	1
0-327-11	10	10	10	D	43.0	54.4	1
0-327-12	13	7.5	10	C	39.5	47.3	1
0-327-13	13	10	10	C	45.4	59.9	1
0-327-14	13	10	13	C	45.6	59.9	1
0-327-15	13	13	13	C	46.6	59.9	1
0-327-16	17	13	10	C	46.9	59.9	1
0-327-17	17	13	17	B	58.4	78.8	1
0-327-19	22	13	17	B	55.1	60.3	1
0-327-20	26	22	22	C	64.7	69.4	1




### BLACK NYLON UNSEALED 'T' PIECE CONNECTORS



PART NO.	NOMINAL WIDTH			TYPE	H	L	QTY
	A	B	C				
0-327-30	7.5	7.5	7.5	A	24.7	33.4	1
0-327-40	10	7.5	7.5	D	28.7	39.7	1
0-327-41	10	7.5	10	B	28.7	39.4	1
0-327-42	10	10	10	B	28.8	42.4	1
0-327-50	13	7.5	13	B	31.7	40.1	1
0-327-51	13	10	10	D	31.9	43.6	1
0-327-52	13	10	13	B	31.6	43.6	1
0-327-53	13	13	13	C	31.9	46.6	1
0-327-60	17	7.5	13	B	31.6	41.0	1
0-327-61	17	7.5	17	B	31.9	40.8	1
0-327-62	17	10	13	B	36.9	43.6	1
0-327-63	17	10	17	B	37.0	43.8	1
0-327-64	17	13	13	B	36.9	46.0	1
0-327-65	17	13	17	B	36.3	50.1	1
0-327-66	17	22	17	B	39.3	59.9	1
0-327-67	17	17	17	A	35.0	45.0	1

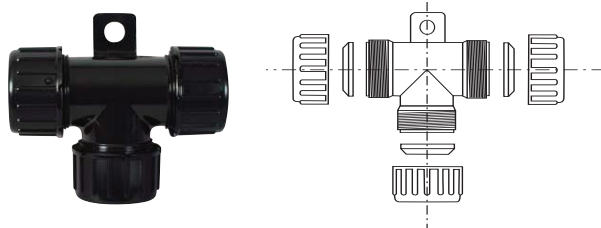
PART NO.	NOMINAL WIDTH			TYPE	H	L	QTY
	A	B	C				
0-327-70	22	7.5	22	B	41.4	39.5	1
0-327-71	22	10	10	B	47.0	66.3	1
0-327-72	22	10	22	B	66.4	47.0	1
0-327-73	22	13	17	B	41.4	46.7	1
0-327-74	22	13	22	B	41.4	46.4	1
0-327-76	22	22	22	B	42.4	56.2	1

### BLACK NYLON UNSEALED INTERFACES FOR AMP CONNECTORS



PART NO.	NOMINAL WIDTH	TYPE	CONNECTOR	QTY
0-326-11	7.5	in-line	Superseal 2-way	1
0-326-12	10	in-line	Superseal 2-way	1
0-326-13	10	in-line	Superseal 3-way	1
0-326-14	10	90°	Superseal 3-way	1
0-326-15	10	in-line	Superseal 4-way	1
0-326-16	10	in-line	Superseal 5-way	1
0-326-17	10	in-line	Superseal 6-way	1

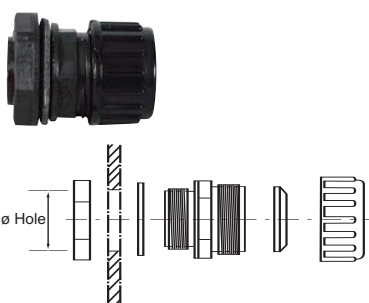
### BLACK POLYCARBONATE SEALED 'T' FITTING



- Comes with nylon cap nuts and sealing rings to provide protection to IP67, use with un-split tubing

PART NO.	NOMINAL WIDTH	QTY
0-330-57	7.5	1
0-330-60	10	1
0-330-67	17	1
0-330-72	22	1

### BLACK NYLON SEALED CONNECTION GLAND



- Comes with sealing rings to provide protection to IP67, use with un-split tubing

PART NO.	NOMINAL WIDTH	HOLE Ø	QTY
0-330-77	7.5	16mm	1
0-330-80	10	16mm	1
0-330-83	13	20mm	1
0-330-87	17	20mm	1
0-330-92	22	25mm	1

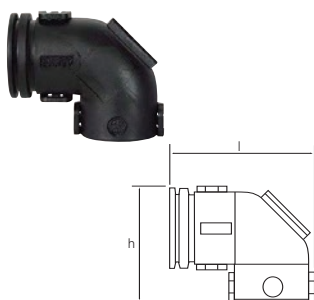
### STRENGTHENING COLLARS



- Black nylon
- For strengthening open tube ends

PART NO.	NOMINAL WIDTH	QTY
0-326-30	4.5	10
0-326-31	7.5	10
0-326-32	10	10
0-326-33	13	10
0-326-34	17	10
0-326-35	22	10

### BLACK NYLON UNSEALED 90° ELBOW CONNECTORS

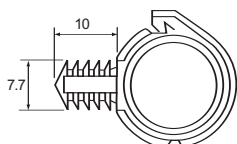


PART NO.	NOMINAL WIDTH	H	L	QTY
0-327-01	10	28	35.2	1
0-327-02	13	30.5	37.5	1
0-327-03	17	38.3	43.7	1
0-327-04	22	44.3	49.1	1



CABLE & WIRING ACCESSORIES CABLE MANAGEMENT CONVOLUTED TUBING ACCESSORIES

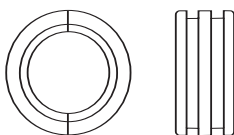
CLAMPING CHASSIS CLIPS



- Black nylon
- For all types of tubing

PART NO.	NOMINAL WIDTH	QTY
0-326-40	7.5	25
0-326-41	10	25
0-326-42	13	25
0-326-43	17	25
0-326-44	22	25

CONVOLUTED TUBE REDUCERS



- Black nylon

PART NO.	NOMINAL WIDTH	QTY
0-326-01	10 - 7.5	10
0-326-02	13 - 7.5	10
0-326-03	13 - 10	10
0-326-04	17 - 13	10
0-326-05	22 - 13	10
0-326-06	22 - 17	10
0-326-07	26 - 22	10

CONDUIT END CAPS

6 outlets



single outlet



5 outlets



- Black PVC
- For convoluted tubing

PART NO.	DESCRIPTION	QTY
0-326-90	NW10 with 5 cable outlets	10
0-326-91	NW13 with 6 cable outlets	10
0-326-92	NW17 with single outlet	10
0-326-93	NW22 with single outlet	10

# CABLE SLEEVING

HEAT SHRINK POLYOLEFIN TUBING



- Shrink ratio 2:1. Minimum shrink temperature 70°C
- Operating temperature of -55°C to 125°C

INSIDE Ø	WALL THICKNESS	COIL	RED		BLACK		BLACK		BLACK	
			PART NO.	PART NO.	BOX	PART NO.	REEL	PART NO.		
2.4mm	0.20mm	5m	0-333-52	0-333-02	11m	2-333-02	150m	3-333-02		
3.2mm	0.25mm	5m	0-333-53	0-333-03	11m	2-333-03	150m	3-333-03		
4.8mm	0.25mm	5m	0-333-54	0-333-04	10m	2-333-04	60m	3-333-04		
6.4mm	0.28mm	5m	0-333-56	0-333-06	9m	2-333-06	60m	3-333-06		
9.5mm	0.30mm	5m	0-333-59	0-333-09	7m	2-333-09	60m	3-333-09		
12.7mm	0.30mm	5m	0-333-62	0-333-12	6m	2-333-12	60m	3-333-12		
19.0mm	0.40mm	1m	0-333-69	0-333-19	5m	2-333-19	60m	3-333-19		
25.4mm	0.45mm	1m	0-333-75	0-333-25	3.5m	2-333-25	30m	3-333-25		
38.0mm	0.50mm	1m	0-333-88	0-333-38	-	-	30m	3-333-38		

CABLE & WIRING ACCESSORIES CABLE MANAGEMENT CABLE SLEEVING

HEAT SHRINK ADHESIVE LINED POLYOLEFIN TUBING



- Shrink ratio 3:1. Minimum shrink temperature 80°C
- Operating temperature -45°C to 110°C

PART NO.	INSIDE Ø	WALL THICKNESS	COIL	PART NO.	INSIDE Ø	WALL THICKNESS	COIL
0-329-03	3.0mm	0.35mm	4x30cm	0-329-09	9.0mm	0.50mm	4x30cm
0-329-04	4.5mm	0.35mm	4x30cm	0-329-12	12.7mm	0.60mm	4x30cm
0-329-06	6.0mm	0.40mm	4x30cm	0-329-19	19.1mm	0.70mm	4x30cm

POLYETHYLENE SPIRAL BINDING



- Ideal for electrical harnesses and wiring looms
- Protects cables against chafing

PART NO.		OUTSIDE Ø	INSIDE Ø	WALL THICKNESS	COIL
BLACK	WHITE				
0-332-55	0-332-65	6.0mm	4.0 - 50mm	0.5mm	25m
0-332-56	0-332-66	8.0mm	6.0 - 60mm	0.5mm	25m
0-332-57	0-332-67	12mm	9.0 - 65mm	0.9mm	25m
0-332-58	0-332-68	15mm	12 - 70mm	1.0mm	25m



LOOKING FOR ASSORTED HEATSHRINK KITS? See page 209.



BLACK P.V.C. SLEEVING



- For use on electrical harnesses

PART NO.	INSIDE Ø	WALL THICKNESS	COIL	PART NO.	INSIDE Ø	WALL THICKNESS	COIL
0-332-03	3mm	0.5mm	25m	0-332-06	6mm	0.5mm	25m
0-332-04	4mm	0.5mm	25m	0-332-07	7mm	0.5mm	25m
0-332-05	5mm	0.5mm	25m	0-332-09	9mm	0.5mm	25m
				0-332-11	11mm	0.5mm	25m
				0-332-14	14mm	0.5mm	25m
				0-332-16	16mm	0.5mm	25m

ALUMINIUM SLEEVING



- Woven fibreglass sleeving
- Protects cables and looms against heat up to 815°C and abrasion

PART NO.	INSIDE Ø	COIL
0-334-63	12.7mm	1.5m
0-334-75	25.0mm	1.5m

CABLE & WIRING ACCESSORIES CABLE MANAGEMENT GROMMETS

**BLACK EXPANDABLE BRAIDED SLEEVING**

- Flame retardant PET monofilament yarn
- Operating temperature -40°C to 125°C

PART NO.	ID	MIN ID Ø	MAX ID Ø	COIL
0-325-07	6.4mm	3.2mm	9.5mm	10m
0-325-10	9.5mm	4.8mm	15.9mm	10m
0-325-13	12.7mm	6.4mm	19.0mm	10m
0-325-19	19.1mm	12.7mm	31.7mm	10m
0-325-32	31.8mm	19.0mm	38.1mm	10m
0-325-38	38.1mm	25.4mm	57.1mm	10m

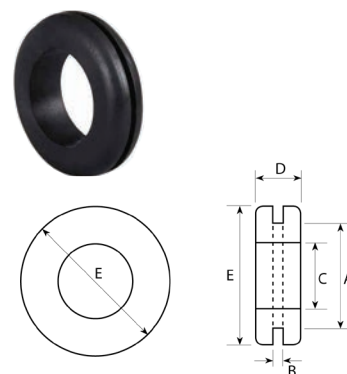


**GROMMETS**

**BLACK PVC WIRING GROMMETS**

PART NO.	A	B	C	D	E	QTY
0-447-36	6.4	1.6	4	3.8	8.5	50
0-447-39	9.3	1.6	7.7	6	13.4	50
0-447-42	12.3	1.6	9.5	6.4	16.2	50
0-447-46	15.8	1.6	12.20	5.9	19	50
0-447-50	20	1.6	15.8	6.2	23	50
0-447-55	25	1.6	19.5	7.3	29.2	25
0-447-62	31.70	1.6	24	8.0	38.1	10
0-447-68	37.4	1.6	31.5	9.5	46.0	10
0-447-70	50.5	1.6	44.5	11.21	60.3	10

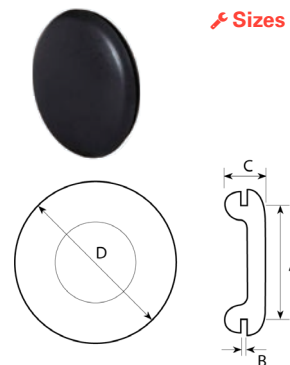
✂ Sizes in mm.



**BLACK PVC BLANKING GROMMETS**

PART NO.	A	B	C	D	QTY
0-452-36	6.4	1.6	3.8	8.5	50
0-452-39	9.3	1.6	6	13.4	50
0-452-42	12.3	1.6	6.4	16.2	50
0-452-46	15.8	1.6	5.9	19.0	50
0-452-50	20.2	1.6	6.2	24.2	50
0-452-55	25.0	1.6	7.3	29.2	25
0-452-62	31.7	1.6	7.2	38.1	10
0-452-68	37.7	1.6	8.3	44.4	10
0-452-70	50.5	1.6	7.3	57.2	10

✂ Sizes in mm.



# FIXINGS & ACCESSORIES

## CABLE TIES

### STANDARD NYLON 6.6 CABLE TIES



✂ Save when you order 10 or more packs.

WHITE	BLACK	SIZE	QTY
0-002-30	0-002-52	100 x 2.5mm	100
0-002-31	0-002-50	120 x 4.8mm	100
-	0-002-40	140 x 3.6mm	100
0-002-32	0-002-53	160 x 2.5mm	100
-	0-002-59	200 x 7.6mm	100
0-002-33	0-002-54	200 x 2.5mm	100
0-002-28	0-002-46	200 x 4.8mm	100
0-002-34	0-002-65	250 x 4.8mm	100
0-002-35	0-002-55	295 x 3.6mm	100
0-002-29	0-002-47	300 x 4.8mm	100
-	0-002-48	300 x 7.6mm	100
-	0-002-56	370 x 4.8mm	100
-	0-002-49	370 x 7.6mm	100
0-002-37	0-002-57	430 x 9.0mm	100
0-002-38	0-002-68	550 x 9.0mm	100
-	0-002-09	730 x 12.7mm	100
-	0-002-69	762 x 9.0mm	100
-	0-002-58	200 x 3.6mm	100

PART NO.	COLOUR	SIZE	QTY
0-002-12	Blue	200 x 4.8mm	100
0-002-13	Brown	200 x 4.8mm	100
0-002-14	Green	200 x 4.8mm	100
0-002-15	Red	200 x 4.8mm	100
0-002-18	Yellow	200 x 4.8mm	100
0-002-20	Silver	300 x 4.8mm	100
0-002-21	Silver	370 x 4.8mm	100

### MOULDED NYLON FIXING BASES FOR CABLE TIES



✂ Save when you order 10 or more packs.

- Adhesive backed
- For cable ties up to 5mm
- Base 28 x 28mm
- Screw fixing

PART NO.	DESCRIPTION	QTY
0-002-41	Black	25
0-002-51	White	25



- For cable ties up to 4.8mm
- Base 19 x 9.5mm
- Screw fixing

PART NO.	DESCRIPTION	QTY
0-002-42	Black	25



- For cable ties up to 9mm
- Base 23 x 15mm
- Screw fixing

PART NO.	DESCRIPTION	QTY
0-002-44	Black	25
0-002-45	White	25

## CABLE CLIPS

### CHASSIS CLIPS

- Zinc plated spring steel



✂ 0-004-75



✂ 0-004-76



✂ 0-004-77



✂ 0-004-79



✂ 0-004-80

PART NO.	DESCRIPTION	QTY
0-004-75	56 x 12.7mm	25
0-004-76	66 x 12.7mm	25
0-004-77	41 x 12.7mm	25
0-004-79	40 x 12.7mm	25
0-004-80	30 x 12.7mm	25

CABLE & WIRING ACCESSORIES CABLE MANAGEMENT CABLE TIES & ACCESSORIES

**ADHESIVE BACKED NYLON CABLE CLIPS**

 Save when you order 10 or more packs.

PART NO.	FOR CABLE UP TO	SIZE	QTY
0-004-83	3 - 5mm Ø	16 x 16mm	25
0-004-82	3 - 7mm Ø	25 x 25mm	25
0-004-81	8 - 12mm Ø	25 x 25mm	25



**"P" CLIPS**

• Fixing 6.6mm, zinc plated steel and TPE liner



PART NO.	FOR CABLE UP TO	QTY
0-002-81	Ø 5mm	25
0-002-82	Ø 8mm	25
0-002-83	Ø 10mm	25
0-002-84	Ø 13mm	25
0-002-85	Ø 16mm	25
0-002-86	Ø 21mm	25
0-002-87	Ø 25mm	25
0-002-88	Ø 32mm	25

• Nylon, adjustable with 5mm fixing hole

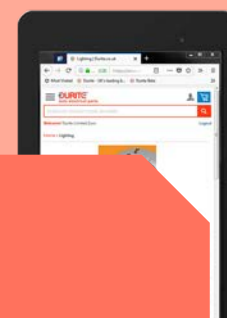


WHITE	BLACK	FOR CABLE UP TO	QTY
0-002-71	0-002-91	For Ø 4 - 6mm	25
0-002-72	0-002-92	For Ø 6 - 9mm	25
0-002-73	0-002-93	For Ø 9 - 14mm	25
0-002-74	0-002-94	For Ø 14 - 22mm	25
0-002-75	0-002-95	For Ø 22 - 30mm	25

• Solid brass



PART NO.	FOR CABLE UP TO	FIXING HOLE	QTY
0-002-66	Ø 5mm	3.2mm	25
0-002-67	Ø 10mm	5.0mm	25
0-002-63	Ø 15mm	5.0mm	25
0-002-64	Ø 20mm	6.4mm	25
0-003-59	Ø 25mm	5.0mm	25



FOR MORE INFO, VISIT [WWW.DURITE.CO.UK](http://WWW.DURITE.CO.UK)  
OR CONTACT [INFO@DURITE.CO.UK](mailto:INFO@DURITE.CO.UK)

# HARNESS ACCESSORIES & TAPE

## PVC TAPE

### COLOURED PVC ADHESIVE TAPE



✂ 0-557-00 Two each of black, blue, green, red, white and yellow.

- 19mm x 5m roll

DESCRIPTION	PART NO.	QTY	PART NO.		PART NO.			
			QTY 1	QTY 12	QTY 1	QTY 12		
			<b>BLACK</b>	5-557-01	0-557-01	<b>RED</b>	5-557-05	0-557-05
			<b>BLUE</b>	5-557-02	0-557-02	<b>WHITE</b>	5-557-07	0-557-07
			<b>GREEN</b>	5-557-04	0-557-04	<b>YELLOW</b>	5-557-08	0-557-08
Assorted	0-557-00	12	<b>GREY</b>	5-557-09	0-557-09	<b>GREEN/YELLOW</b>	5-557-48	0-557-48

### BLACK PVC ADHESIVE TAPE



- 19mm x 20m roll

PART NO.	QTY
0-615-00	10
5-615-00	1

### BLACK PVC NON-ADHESIVE LOOM TAPE



- 19mm x 40m roll

PART NO.	QTY
0-592-00	10
5-592-00	1

## SELF AMALGAMATING TAPE

### SELF AMALGAMATING (PIB) TAPE



- Self amalgamating tape, 25mm x 3m roll
- Black Polyisobutylene

PART NO.	QTY
0-557-50	1

### SELF AMALGAMATING/ HIGH VOLTAGE TAPE



- Self amalgamating tape, 19mm x 10m roll
- Black

PART NO.	QTY
0-557-52	1

## HAZARD WARNING TAPE

### ADHESIVE HAZARD WARNING TAPE



- 50mm x 33m roll

PART NO.	DESCRIPTION	QTY
0-557-75	Red/white	1
0-557-78	Black/yellow	1

CABLE & WIRING ACCESSORIES CABLE MANAGEMENT HARNESS ACCESSORIES & TAPE

## ALUMINIUM TAPE

### ALUMINIUM FOIL TAPE


- Aluminium foil tape



PART NO.	DESCRIPTION	QTY
0-557-37	48mm x 50m tape	1

### ALUMINIUM COVERED TAPE & MAT

- Woven fibreglass adhesive tape or mat
- Protects cables, looms and pipes against abrasion and heat up to 815°C



PART NO.	DESCRIPTION	QTY
0-557-38	37mm x 4.5m tape	1
0-557-39	300 x 600mm mat	1

### WOVEN EGYPTIAN COTTON TAPE

- Field coil tape with red centre guideline

DESCRIPTION	QTY 1	QTY 5
13mm x 50m roll	5-527-00	0-527-00
16mm x 50m roll	5-528-00	0-528-00



## OTHER TAPE

### FLEECE TAPE

- Black fleece tape
- For wiring looms



PART NO.	DESCRIPTION	QTY
0-527-50	19mm x 20m roll	1

### DOUBLE SIDED FOAM TAPE

- Adhesive both sides

PART NO.	DESCRIPTION	QTY
0-557-80	12mm x 10m roll	1
0-557-81	19mm x 10m roll	1
0-557-82	25mm x 10m roll	1
0-557-83	50mm x 10m roll	1



### DUCT TAPE

- 48mm x 50m
- General purpose
- Strong adhesive



PART NO.	DESCRIPTION	QTY
0-557-21	Black	1
0-557-29	Silver	1

### MASKING TAPE

- Strong edges
- Easy tear



PART NO.	DESCRIPTION	QTY
0-557-60	25mm x 50m	1
0-557-61	50mm x 50m	1

# POWER TRANSFER

## CHARGING CLIPS

### 5A CLIPS



- 5A alligator clip, nickel plated steel
- 44mm long
- Jaw opening 13mm
- Ministry Ref. 5940.99.940.0856

PART NO.	QTY
0-140-05	50
0-261-00	10



- Insulating sleeves, red and black, moulded in soft PVC, for use on part 0-140-05 and 0-261-00 clips

PART NO.	QTY
0-140-01	5 pairs

### 25A CLIPS

- 25A crocodile clip, plated steel
- 76mm long
- Jaw opening 32mm
- Ministry Ref. 5940.99.940.0859



PART NO.	QTY
0-187-25	50
0-263-00	10

- One pair of 25A crocodile clips with one black and one red insulation sleeve
- 6.3mm male blade terminals

PART NO.	QTY
0-187-00	1 pair



- 25A crocodile clip, plated steel
- 76mm long
- Jaw opening 32mm
- 6.3mm male blade terminal

PART NO.	QTY
0-187-27	50
0-263-27	10



### 25A CLIPS



- Insulation sleeves moulded in soft PVC
- For use only on Part 0-187-27 and 0-263-27

PART NO.	COLOUR	QTY
0-187-01	Black	10
0-187-05	Red	10

### 40A CLIP



- 40A crocodile clip, plated steel
- 82mm long
- Jaw opening 19mm
- Fitted with red and black plastic handles

PART NO.	QTY
0-186-00	1 pair

### 50A CLIP



- 50A crocodile clip, plated steel
- 102mm long
- Jaw opening 50mm

PART NO.	QTY
0-187-50	25
0-263-50	10

### 100A CLIP



- 100A crocodile clip, plated steel
- 183mm long
- Jaw opening 40mm
- Supplied with terminal, nut, bolt and red and black plastic covers

PART NO.	COLOUR	QTY
0-153-00	2 red, 2 black	2 pairs
0-153-01	Black only	1 clip
0-153-05	Red only	1 clip

### 200A CLIP



- 200A crocodile clip, solid copper
- 183mm long
- Jaw opening 40mm
- Supplied with terminal, nut, bolt and red and black plastic handles

PART NO.	COLOUR	QTY
0-153-50	2 red, 2 black	2 pairs
0-153-51	Black only	1 clip
0-153-55	Red only	1 clip



# BOOSTER CABLES

## 135A LEADS



- Set of two slave leads, 266/0.30mm, 20mm<sup>2</sup>, 135A PVC insulated cable
- Fitted with plated steel crocodile clips

PART NO.	LENGTH	QTY
0-204-00	2.5m long	1 set
0-205-00	5m long	1 set

## 170A LEADS



- Set of two heavy-duty slave leads, 322/0.30mm, 25mm<sup>2</sup>, 170A PVC insulated cable
- Fitted with plated steel crocodile clips

PART NO.	LENGTH	QTY
0-204-10	2.5m long	1 set
0-205-10	5m long	1 set

## 170A WITH CONNECTORS



- Set of two heavy-duty slave leads, 322/0.30mm, 25mm<sup>2</sup>, 170A PVC insulated cable with plated steel crocodile clips
- Fitted with 0-431-75 connectors at 1 metre in line

PART NO.	LENGTH	QTY
0-205-11	5m long	1 set

## 300A INSULATED LEADS

- Set of two extra heavy-duty slave leads, 539/0.30mm, 40mm<sup>2</sup>, 300A PVC insulated cable
- Fitted with plated steel crocodile clips with copper braid bonded jaws

PART NO.	LENGTH	QTY
0-204-20	2.5m long	1 set
0-205-20	5m long	1 set



LOOKING FOR A BOOSTER PACK OR A HEAVY-DUTY TROLLEY CHARGER FOR 12V OR 24V VEHICLES. *See pages 274-277.*

# BATTERY LEADS

## BATTERY TO BATTERY LEADS

### 25MM<sup>2</sup> CROSS SECTION



CONDUCTOR	CURRENT RATING	QTY
37/0.90mm	170A	5

#### AS ILLUSTRATED

PART NO.	LENGTH
0-622-06	150mm
0-622-09	225mm
0-622-12	300mm

### 40MM<sup>2</sup> CROSS SECTION



CONDUCTOR	CURRENT RATING	QTY
61/0.90mm	300A	5

#### AS ILLUSTRATED

PART NO.	LENGTH
0-621-06	150mm
0-621-09	225mm
0-621-12	300mm

#### REVERSE OF ILLUSTRATED

PART NO.	LENGTH
0-621-59	225mm
0-621-62	300mm

### 60MM<sup>2</sup> CROSS SECTION



CONDUCTOR	CURRENT RATING	QTY
61/1.13mm	415A	5

#### AS ILLUSTRATED

PART NO.	LENGTH
0-623-06	150mm
0-623-09	225mm
0-623-12	300mm

#### REVERSE OF ILLUSTRATED

PART NO.	LENGTH
0-623-59	225mm
0-623-62	300mm

## UNIVERSAL BATTERY LEADS

### 20MM<sup>2</sup> CROSS SECTION



CONDUCTOR	CURRENT RATING	TERMINAL	QTY
266/0.30mm	135A	8mm	5

PART NO.	LENGTH	PART NO.	LENGTH
0-574-12	300mm	0-574-18	450mm
0-574-15	375mm	0-574-24	600mm

## STARTER TO SWITCH LEADS

### 25MM<sup>2</sup> CROSS SECTION



CONDUCTOR	CURRENT RATING	TERMINALS
37/0.90mm	170A	8mm

QTY 1		QTY 5	
PART NO.	PART NO.	LENGTH	
5-662-12	0-662-12	300mm	
5-662-18	0-662-18	450mm	
5-662-24	0-662-24	600mm	

### 40MM<sup>2</sup> CROSS SECTION



CONDUCTOR	CURRENT RATING	TERMINALS
61/0.90mm	300A	10mm

QTY 1		QTY 5	
PART NO.	PART NO.	LENGTH	
5-661-12	0-661-12	300mm	
5-661-18	0-661-18	450mm	
5-661-24	0-661-24	600mm	

### 60MM<sup>2</sup> CROSS SECTION



CONDUCTOR	CURRENT RATING	TERMINALS
61/1.13mm	415A	10mm

QTY 5	
PART NO.	LENGTH
0-663-12	300mm
0-663-18	450mm

# EARTH STRAPS

## EARTH STRAPS, HEAVY-DUTY ROUND, TINNED COPPER



CONDUCTOR	CURRENT RATING	Ø	HOLE	QTY
16/32/0.30mm	260A	13mm	1mm	5

PART NO.	LENGTH	PART NO.	LENGTH
0-232-12	300mm	0-232-18	450mm
0-232-15	375mm	0-232-24	600mm

## EARTH STRAPS, ROUND, HEAVY-DUTY, TINNED COPPER



CONDUCTOR	CURRENT RATING	Ø	TERMINAL	QTY
16/32/0.30mm	260A	13mm	9.5mm	5

PART NO.	LENGTH
2-742-12	300mm
2-742-21	525mm

## BONDING STRAPS, FLAT, TINNED COPPER



CONDUCTOR	CURRENT RATING	WIDTH	HOLE	QTY
32/16/0.20mm	110A	24mm	10mm	5

PART NO.	LENGTH	PART NO.	LENGTH
0-568-06	150mm	0-568-15	375mm
0-568-09	225mm	0-568-18	450mm
0-568-12	300mm	0-568-21	525mm

## BONDING STRAPS, ROUND, TINNED COPPER



CONDUCTOR	CURRENT RATING	Ø	TERMINAL	QTY
24/9/0.30mm	110A	10mm	8mm	5

PART NO.	LENGTH	PART NO.	LENGTH
0-567-09	225mm	0-567-15	375mm
0-567-12	300mm	0-567-18	450mm

## BONDING STRAPS, ROUND, HEAVY-DUTY, TINNED COPPER

CONDUCTOR	CURRENT RATING	Ø	TERMINAL	QTY
16/32/0.30mm	260A	13mm	9.5mm	5

PART NO.	LENGTH	PART NO.	LENGTH
0-393-06	150mm	0-393-18	450mm
0-393-09	225mm	0-393-21	525mm
0-393-12	300mm		



## COPPER BRAIDS

### FLAT 8MM WIDE, TINNED COPPER



CONDUCTOR	CURRENT RATING	CROSS SECTIONAL AREA	COIL
24/5/0.20mm	35A	4mm <sup>2</sup>	5M

PART NO.	LENGTH
0-190-00	8mm

### FLAT 24MM WIDE, TINNED COPPER



CONDUCTOR	CURRENT RATING	CROSS SECTIONAL AREA	COIL
32/16/0.20mm	110A	16mm <sup>2</sup>	10M

PART NO.	LENGTH
0-189-00	24mm

### Ø10MM, TINNED COPPER



CONDUCTOR	CURRENT RATING	CROSS SECTIONAL AREA	COIL
24/9/0.30mm	110A	16mm <sup>2</sup>	10M

PART NO.	LENGTH
0-288-00	10mm

### Ø13MM, TINNED COPPER



CONDUCTOR	CURRENT RATING	CROSS SECTIONAL AREA	COIL
16/32/0.30mm	260A	37mm <sup>2</sup>	10M

PART NO.	LENGTH
0-566-00	13mm



**LOOKING FOR BATTERY TERMINALS?**

See pages 159–161.

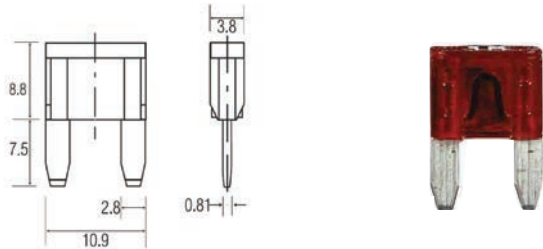


With over 2000 parts, Durite is your one-stop shop for vehicle wiring. We supply high quality products at affordable prices. Whether you are repairing or building a new harness, we have 100s of terminals, connectors, fuses, sleeves and more. In fact, over 99% of Durite Customers are satisfied with the quality and diversity of our 'Wiring Accessories' range.

# CIRCUIT PROTECTION

## BLADE FUSES

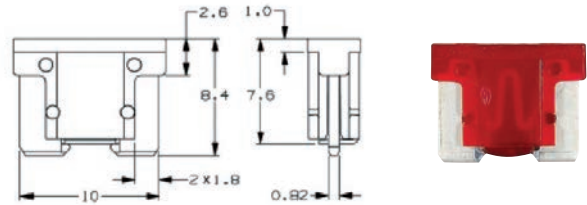
### MINI BLADE TYPE



**32V DC RATED**    **ISO8820**    **UL248**

QTY 10		QTY 50		QTY 200		RATING	COLOUR
PART NO.	PART NO.	PART NO.	PART NO.	PART NO.	PART NO.		
0-372-02	0-372-52	3-372-02	2A	Grey			
0-372-03	0-372-53	3-372-03	3A	Violet			
0-372-04	0-372-54	-	4A	Pink			
0-372-05	0-372-55	3-372-05	5A	Tan			
0-372-07	0-372-57	3-372-07	7.5A	Brown			
0-372-10	0-372-60	3-372-10	10A	Red			
0-372-15	0-372-65	3-372-15	15A	Blue			
0-372-20	0-372-70	3-372-20	20A	Yellow			
0-372-25	0-372-75	3-372-25	25A	Neutral			
0-372-30	0-372-80	3-372-30	30A	Green			
0-372-50	-	-	Assorted	Assorted			

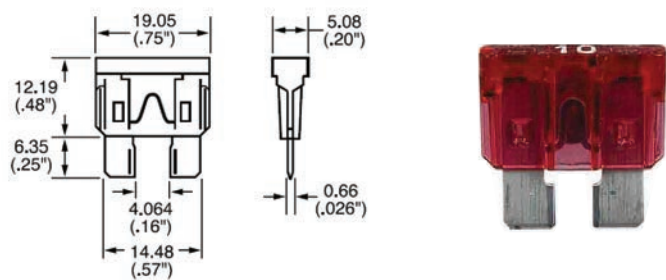
### LOW PROFILE MINI BLADE TYPE



**58V DC RATED**

QTY 10		RATING	COLOUR
PART NO.	PART NO.		
0-371-02	2A	Grey	
0-371-05	5A	Tan	
0-371-07	7.5A	Brown	
0-371-10	10A	Red	
0-371-15	15A	Blue	
0-371-20	20A	Yellow	
0-371-25	25A	Neutral	
0-371-30	30A	Green	

### BLADE TYPE



**32V DC RATED**    **ISO8820-3**    **UL24**

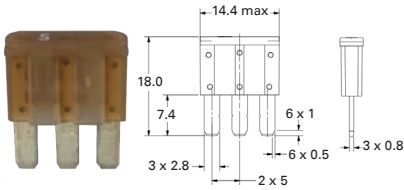
QTY 10		QTY 50		QTY 200		RATING	COLOUR
PART NO.	PART NO.	PART NO.	PART NO.	PART NO.	PART NO.		
0-375-01	0-375-51	3-375-01	1A	Black			
0-375-02	0-375-52	3-375-02	2A	Grey			
0-375-03	0-375-53	3-375-03	3A	Violet			
0-375-04	0-375-54	3-375-04	4A	Pink			
0-375-05	0-375-55	3-375-05	5A	Tan			
0-375-07	0-375-57	3-375-07	7.5A	Brown			
0-375-10	0-375-60	3-375-10	10A	Red			

QTY 10		QTY 50		QTY 200		RATING	COLOUR
PART NO.	PART NO.	PART NO.	PART NO.	PART NO.	PART NO.		
0-375-15	0-375-65	3-375-15	15A	Blue			
0-375-20	0-375-70	3-375-20	20A	Yellow			
0-375-25	0-375-75	3-375-25	25A	Neutral			
0-375-30	0-375-80	3-375-30	30A	Green			
0-375-35	0-375-85	-	35A	B/Green			
0-375-40	0-375-90	3-375-40	40A	Orange			
0-375-50	-	-	Assorted	Assorted			

CABLE & WIRING ACCESSORIES CIRCUIT PROTECTION FUSES

**MICRO 3 BLADE TYPE**

32V DC RATED ISO8820-3 SAE2741

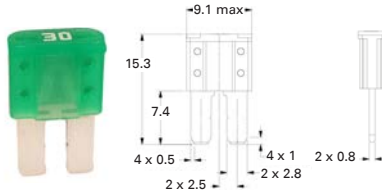


- 3 terminals with 2 fuse elements and common centre terminal
- Used on new Ford/Chrysler/Fiat vehicles

QTY 1		QTY 10	
PART NO.	PART NO.	RATING	COLOUR
0-371-55	0-371-56	5A	Tan
0-371-58	0-371-59	7.5A	Brown
0-371-60	0-371-61	10A	Red
0-371-65	0-371-66	15A	Blue

**MICRO 2 BLADE TYPE**

32V DC RATED ISO8820-3 SAE2741

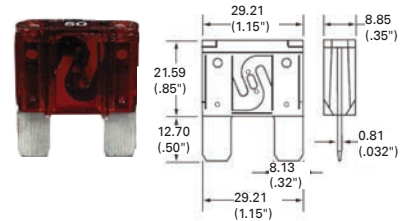


- Silver plated terminals
- Used on Vauxhall, Ford, JLR, Volvo, Fiat, Nissan vehicles

QTY 10		QTY 50	
PART NO.	PART NO.	RATING	COLOUR
0-376-65	1-376-65	5A	Tan
0-376-67	1-376-67	7.5A	Brown
0-376-70	1-376-70	10A	Red
0-376-75	1-376-75	15A	Blue
0-376-80	1-376-80	20A	Yellow
0-376-82	1-376-82	25A	White
0-376-83	1-376-83	30A	Green

**MAXI BLADE TYPE**

32V DC RATED ISO8820-3 DIN 72581-3E



PART NO.	RATING	COLOUR	QTY
0-377-20	20A	Yellow	2
0-377-30	30A	Green	2
0-377-40	40A	Orange	2
0-377-50	50A	Red	2
0-377-60	60A	Blue	2
0-377-70	70A	Tan	2
0-377-80	80A	Neutral	2

**FUSE PULLER**



- For standard and mini blade fuses

PART NO.	DESCRIPTION	QTY
0-375-99	Fuse puller	10

**FUSE TESTER PULLER**



- Tests different size fuses
- LED light helps identify working fuses
- Tweezer end helps pull out faulty fuse

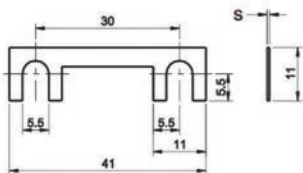
PART NO.	DESCRIPTION	QTY
0-534-29	Fuse tester puller	1



LOOKING FOR FUSE BOXES?  
SEE PAGES 206-208.

**BOLT DOWN FUSES**

**STRIP LINK FUSES**



36V DC RATED DIN 72581/2

PART NO.	RATING	QTY
0-378-30	30A	10
0-378-40	40A	10
0-378-50	50A	10
0-378-60	60A	10
0-378-80	80A	10
0-378-10	100A	10



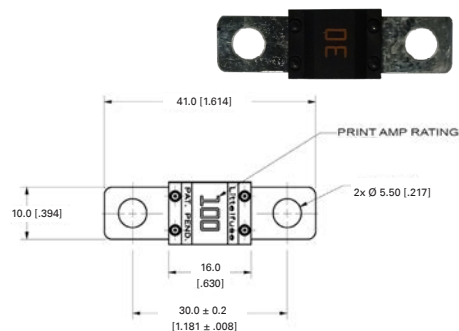
LOOKING FOR A MATCHING FUSE HOLDER?  
SEE PAGE 205.

CABLE & WIRING ACCESSORIES CIRCUIT PROTECTION FUSES

MIDI TYPE FUSES

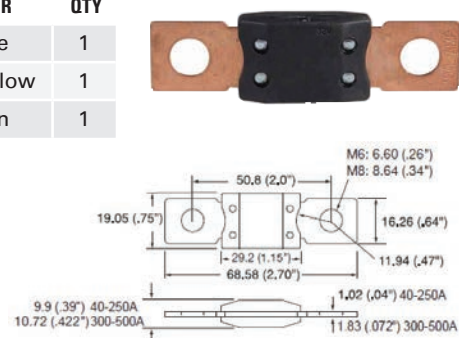
32V DC RATED ISO8820-5 UL248

QTY 1		QTY 100		QTY 1		
PART NO.	PART NO.	RATING	COLOUR	PART NO.	RATING	COLOUR
0-378-13	3-378-13	30A	Orange	0-378-18	80A	White
0-378-14	3-378-14	40A	Green	0-378-20	100A	Blue
0-378-15	-	50A	Red	0-378-22	125A	Pink
0-378-16	-	60A	Yellow	0-378-25	150A	Grey
0-378-17	3-378-17	70A	Brown	0-378-33	200A	Violet



MEGA TYPE FUSES

PART NO.	RATING	COLOUR	QTY	PART NO.	RATING	COLOUR	QTY
0-376-10	100A	Yellow	1	0-376-40	400A	Purple	1
0-376-12	125A	Green	1	0-376-45	450A	Dark yellow	1
0-376-15	150A	Orange	1	0-376-55	500A	Brown	1
0-376-17	175A	White	1				
0-376-20	200A	Blue	1				
0-376-22	225A	Tan	1				
0-376-25	250A	Pink	1				
0-376-30	300A	Grey	1				
0-376-35	350A	Dark green	1				



AFTERMARKET FUSES

AFTERMARKET MIDI TYPE FUSES

32V DC RATED PBT HOUSING ZINC BLADE

PART NO.	RATING	COLOUR	QTY
0-368-13	30A	Orange	1
0-368-14	40A	Green	1
0-368-15	50A	Red	1
0-368-16	60A	Yellow	1
0-368-17	70A	Brown	1
0-368-18	80A	White	1
0-368-20	100A	Blue	1
0-368-22	125A	Pink	1



AFTERMARKET BLADE TYPES

32V DC RATED TIN PLATED ZINC ALLOY

PART NO.	RATING	COLOUR	QTY
0-365-02	2A	Grey	50
0-365-03	3A	Violet	50
0-365-04	4A	Pink	50
0-365-05	5A	Tan	50
0-365-07	7.5A	Brown	50
0-365-10	10A	Red	50
0-365-15	15A	Blue	50
0-365-20	20A	Yellow	50
0-365-25	25A	Natural	50
0-365-30	30A	Green	50
0-365-40	40A	Orange	50



CABLE & WIRING ACCESSORIES CIRCUIT PROTECTION FUSES

AFTERMARKET MINI BLADE TYPE



32V DC RATED TIN PLATED ZINC ALLOY

QTY 50

PART NO.	RATING	COLOUR
0-362-03	3A	Violet
0-362-04	4A	Pink
0-362-05	5A	Tan
0-362-07	7.5A	Brown
0-362-10	10A	Red
0-362-15	15A	Blue
0-362-20	20A	Yellow
0-362-25	25A	Natural
0-362-30	30A	Green

AFTERMARKET MEGA TYPE FUSE



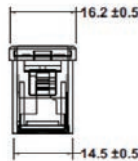
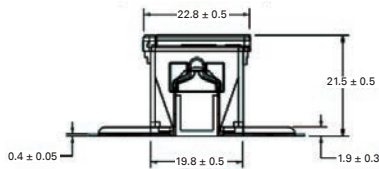
32V DC RATED PBT HOUSING ZINC BLADE

PART NO.	RATING	COLOUR	QTY
0-366-10	100A	Yellow	1
0-366-12	125A	Green	1
0-366-15	150A	Orange	1
0-366-17	175A	White	1
0-366-20	200A	Blue	1
0-366-22	225A	Tan	1
0-366-25	250A	Pink	1
0-366-55	500A	Brown	1

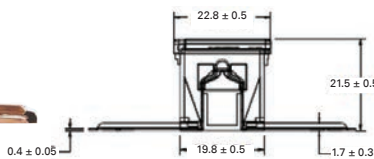
PAL TYPE FUSES, 32V DC RATED, JASO 0612

PAL TYPE MALE, SHORT OR LONG LEGS

Short Legs

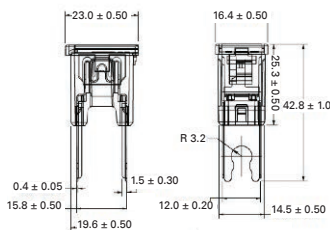


Long Legs



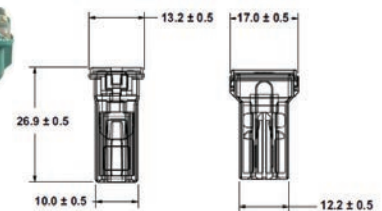
SHORT LEGS	LONG LEGS	RATING	COLOUR	QTY
-	0-379-73	30A	Pink	1
0-379-64	0-379-74	40A	Green	1
0-379-65	0-379-75	50A	Red	1
0-379-66	0-379-76	60A	Yellow	1
0-379-67	0-379-77	70A	Brown	1
-	0-379-78	80A	Black	1
0-379-70	0-379-80	100A	Blue	1
-	0-379-82	120A	White	1

PAL TYPE MALE



PART NO.	RATING	COLOUR	QTY
0-379-53	30A	Pink	1
0-379-54	40A	Green	1
0-379-55	50A	Red	1
0-379-56	60A	Yellow	1
0-379-57	70A	Tan	1
0-379-58	80A	Black	1
0-379-60	100A	Blue	1
0-379-62	120A	White	1

PAL TYPE FEMALE

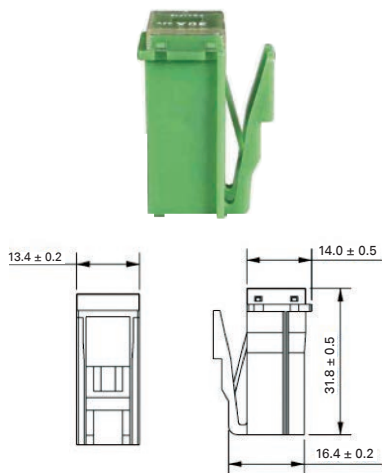


PART NO.	RATING	COLOUR	QTY
0-379-13	30A	Pink	1
0-379-14	40A	Green	1



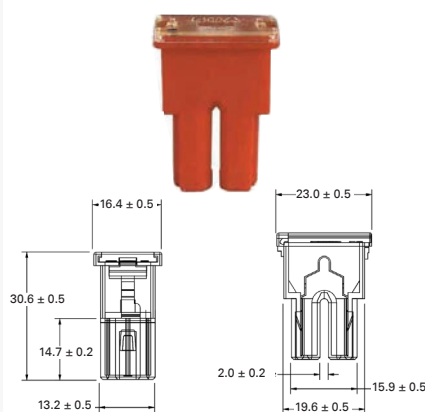
CABLE & WIRING ACCESSORIES CIRCUIT PROTECTION FUSES

PAL TYPE FEMALE



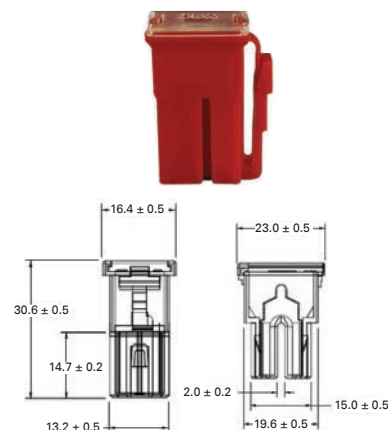
PART NO.	RATING	COLOUR	QTY
0-379-30	30A	Green	1

PAL TYPE FEMALE



PART NO.	RATING	COLOUR	QTY
0-379-02	20A	Blue	1
0-379-03	30A	Pink	1
0-379-04	40A	Green	1
0-379-05	50A	Red	1
0-379-06	60A	Yellow	1

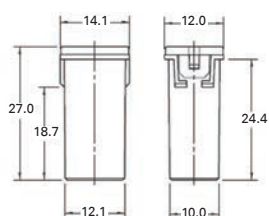
PAL TYPE FEMALE



PART NO.	RATING	COLOUR	QTY
0-379-44	45A	Red	1
0-379-46	65A	Black	1
0-379-47	75A	Grey	1

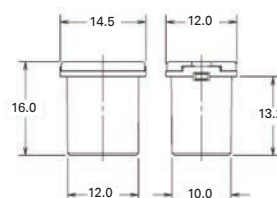
JCASE TYPE FUSES

JCASE FEMALE CARTRIDGE



PART NO.	RATING	COLOUR	QTY
0-379-32	20A	Blue	1
0-379-33	30A	Pink	1
0-379-34	40A	Green	1
0-379-35	50A	Red	1
0-379-36	60A	Yellow	1

JCASE FEMALE CARTRIDGE LOW PROFILE



PART NO.	RATING	COLOUR	QTY
0-379-15	20A	Blue	1
0-379-16	25A	White	1
0-379-17	30A	Pink	1
0-379-18	40A	Green	1
0-379-19	50A	Red	1
0-379-20	60A	Yellow	1



FOR MORE INFO, VISIT [WWW.DURITE.CO.UK](http://WWW.DURITE.CO.UK)  
OR CONTACT [INFO@DURITE.CO.UK](mailto:INFO@DURITE.CO.UK)



CABLE & WIRING ACCESSORIES CIRCUIT PROTECTION FUSES

### MCASE+ TYPE FUSES

#### MCASE+

32V DC RATED | ISO8820-4 | SAE2741



- Used on Vauxhall, Ford, JLR, Volvo, Fiat, Nissan

QTY 1		QTY 10	
PART NO.	PART NO.	RATING	COLOUR
0-379-08	1-379-08	15A	Grey
0-379-09	1-379-09	20A	Blue
0-379-10	1-379-10	25A	Natural
0-379-11	1-379-11	30A	Pink
0-379-12	1-379-12	40A	Green

### CONTINENTAL

#### 25MM CONTINENTAL

36V DC RATED | DIN 72581-1



QTY 10		QTY 50	
PART NO.	PART NO.	RATING	COLOUR
0-230-05	0-230-55	5A	Yellow
0-230-08	0-230-58	8A	White
0-230-16	0-230-66	16A	Red
0-230-25	0-230-75	25A	Blue

### MAINS TYPE FUSES

#### MAINS TYPE TO BS1362



PART NO.	RATING	COLOUR	QTY
0-696-03	3A	Red	10
0-696-53	3A	Red	50
0-696-05	5A	Black	10
0-696-55	5A	Black	50
0-696-13	13A	Brown	10
0-696-63	13A	Brown	50
3-696-13	13A	Brown	200



#### LOOKING FOR FUSE HOLDER OR BOX FOR 25MM CONTINENTAL?

FUSE HOLDER 0-591-50 | FUSE BOXES 0-234-00 | See page 206 & 208.



### GLASS FUSES

#### 32MM FLAT ENDED X 6.3MM Ø



⚡ Blow rating is specified as double the continuous rating.

PART NO.	CONTINUOUS RATING	QTY
0-374-01	1A	10
0-374-02	2A	10
0-374-03	3A	10
0-374-04	4A	10
0-374-05	5A	10
0-374-07	7.5A	10
0-374-10	10A	10

PART NO.	CONTINUOUS RATING	QTY
0-374-15	15A	10
0-374-25	25A	10
0-374-30	30A	10
0-374-40	20A	10
0-374-50	50A	10

#### 29MM FLAT ENDED X 6.3MM Ø



⚡ Blow rating is specified as double the continuous rating.

PART NO.	CONTINUOUS RATING	QTY
0-355-50	25A	10

CABLE & WIRING ACCESSORIES CIRCUIT PROTECTION FUSES

20MM X 5.0MM Ø RADIO, RAPID BLOW

PART NO.	RATING	QTY
0-373-01	1A	10
0-373-51	1A	50
0-373-02	2A	10
0-373-52	2A	50
0-373-03	3A	10

PART NO.	RATING	QTY
0-373-53	3A	50
0-373-05	5A	10
0-373-55	5A	50
0-373-08	8A	10
0-373-58	8A	50



PART NO.	RATING	QTY
0-373-15	15A	10
0-373-20	20A	10
0-373-70	20A	50



LOOKING FOR ASSORTED FUSE KITS?

See page 209.



# DIODES

## MINI DIODE

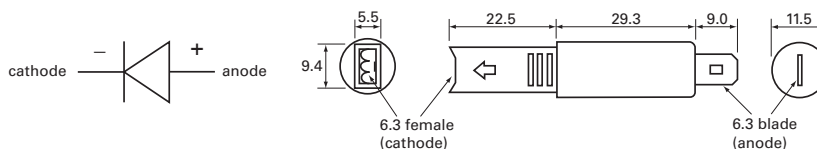


- Diode, mini fuse size, 1A 150V

PART NO.	QTY
0-372-00	10

## UNIVERSAL INLINE DIODE

- Universal in-line diode, 10A 50VDC, with male (-) and female (+) 6.30mm Lucar terminals



PART NO.	QTY
0-834-10	10

⚡ For current to flow the diode must be forward biased by connecting the anode to positive and cathode to negative.



@ WWW.DURITE.CO.UK

+44 (0) 1255 555 200

✉ SALES@DURITE.CO.UK

# CIRCUIT BREAKERS

## CIRCUIT BREAKER FOR 12/24 VOLT DC SYSTEMS

### MINI BLADE FUSE TYPE



- Thermal with manual re-set
- Will replace standards mini blade fuses in many fuseholders and boxes

PART NO.	RATED AT	COLOUR	QTY
0-380-55	5A	Tan	1
0-380-60	10A	Red	1
0-380-65	15A	Blue	1

### BLADE FUSE TYPE



- Thermal bi-metallic with manual re-set
- Will replace standard blade fuses in many fuseholders and boxes

PART NO.	RATED AT	COLOUR	QTY
0-380-06	6A	Green	1
0-380-08	8A	Tan	1
0-380-10	10A	Red	1
0-380-15	15A	Blue	1
0-380-20	20A	Yellow	1
0-380-25	25A	White	1
0-380-30	30A	Light green	1

### TALL BLADE FUSE TYPE



- Thermal bi-metallic high performance double contact mechanism with manual re-set and manual trip
- Will replace standard blade fuses in many fuseholders and boxes

PART NO.	RATED AT	COLOUR	QTY
0-381-06	6A	Green	1
0-381-08	8A	Tan	1
0-381-10	10A	Red	1
0-381-15	15A	Blue	1
0-381-20	20A	Yellow	1

### CIRCUIT BREAKERS 12/24 VOLT



- Thermal bi-metallic with manual re-set and manual trip
- For panel hole, 11.2 x 10mm
- Supplied with 1 x hex nut, 1 x knurled ring

#### ⚡ Screw connections.

PART NO.	RATED AT	QTY
0-381-55	5A	1
0-381-60	10A	1
0-381-65	15A	1
0-381-70	20A	1
0-381-75	25A	1
0-381-80	30A	1
0-381-85	35A	1
0-381-90	40A	1
0-381-95	45A	1
0-381-99	Circuit breaker dust cap	1

### FLUSH MOUNT CIRCUIT BREAKERS

- 12/24V



PART NO.	RATED AT	QTY
0-382-55	50A flush mount	1
0-382-56	60A flush mount	1
0-382-58	80A flush mount	1
0-382-60	100A flush mount	1
0-382-65	150A flush mount	1
0-382-70	200A flush mount	1
0-383-99	Mounting bracket	1

### PANEL MOUNT HI-AMP CIRCUIT BREAKERS

- 12/24V



PART NO.	RATED AT	QTY
0-383-55	50A panel mount	1
0-383-58	80A panel mount	1
0-383-60	100A panel mount	1
0-383-98	Spare panel mount mounting pad	1
0-383-99	Mounting bracket	1

CABLE & WIRING ACCESSORIES CIRCUIT PROTECTION CIRCUIT BREAKERS

MANUAL RESET & TRIP TYPE



- Thermal bi-metallic with re-set push button and manual trip
- For panel hole, 13.8 x 16mm

PART NO.	RATED AT	QTY
0-382-10	10A	1
0-382-15	15A	1
0-382-97	Splash proof cover for above	1

PANEL / BASE MOUNT TYPE

- Thermal bi-metallic with manual re-set and manual trip
- For panel mounting in 9.6mm diameter hole or on 6.3mm blade base, part numbers 0-384-98 blade or 0-384-99 screw



PART NO.	RATED AT	QTY
0-384-05	5A	1
0-384-07	7A	1
0-384-10	10A	1
0-384-15	15A	1
0-384-20	20A	1
0-384-25	25A	1
0-384-97	Splash proof cover for above	1

PANEL MOUNT TYPE

- Thermal bi-metallic with manual re-set
- For panel mounting in 12mm diameter hole

PART NO.	RATED AT	QTY
0-388-20	20A	1
0-388-30	30A	1
0-388-40	40A	1
0-388-50	50A	1
0-388-60	60A	1
0-388-70	70A	1
0-388-97	Splash proof cover for above	1



MOUNTING BLOCKS FOR CIRCUIT BREAKERS

CABLE CONNECTION 6.3MM BLADES

- Moulded plastic mounting bases accommodating 2 circuit breakers
- Can be joined together to form a bank



PART NO.	DESCRIPTION	QTY
0-384-98	Accepts 6.3mm blades	1

CABLE CONNECTION SCREW TERMINALS

- Moulded plastic mounting bases accommodating 2 circuit breakers
- Can be joined together to form a bank



PART NO.	DESCRIPTION	QTY
0-384-99	Accepts 6.3mm blades	1

# FUSE HOLDERS

## BLADE FUSE HOLDERS

### MINI BLADE FUSE HOLDERS



- With flying leads
- Snap-on splash proof cover
- Maximum fuse rating 15A continuous

PART NO.	QTY	PART NO.	QTY
0-372-90	5	3-372-90	100
5-372-90	1		



- 'Add a Circuit' type mini blade fuse holder, adds one extra fuse when use to replace a blade fuse in a fuse box
- Maximum fuse rating 10A continuous

PART NO.	QTY	PART NO.	QTY
0-372-99	5	3-372-99	100
5-372-99	1		

### PANEL MOUNT BLADE FUSE HOLDER



- For mounting into a hole 22 x 11mm
- 6.3mm blade terminal
- Maximum fuse rating 30A continuous

PART NO.	QTY
0-376-50	10

### MAXI BLADE IN-LINE FUSE HOLDER



- With flying leads
- Splash proof cover
- Maximum fuse rating of 100A continuous

PART NO.	QTY
0-377-90	1

### MAXI BLADE FUSE HOLDER



- Supplied with 2 sizes of terminal for 4 - 10mm<sup>2</sup> cable
- Mounting bracket
- Can be clipped together to make multiple fuse block

PART NO.	QTY
0-377-00	1

### BLADE FUSE HOLDERS



- With bracket
- Supplied with terminals
- Can be clipped together to make multiple fuse blocks
- Can also be gang mounted to relay bulkhead sockets
- Max cable size 1.25mm<sup>2</sup>
- Max fuse 15A

PART NO.	QTY
0-376-02	1
3-376-02	100



- Splash proof
- Complete with terminals for 0.5 - 1.5mm cable, silicon cable seals and bulkhead mounting plate
- Suitable for up to 30A blade fuses with a maximum continuous current 21A
- Can be clipped together to make multiple fuse block

PART NO.	QTY
0-376-03	1



- 6.3mm blade terminal
- Can be clipped together to make multiple fuse block

PART NO.	DESCRIPTION	QTY
0-376-00	Fuse holder	10
3-376-00	Fuse holder	250
0-376-01	Mounting plate for above	10

CABLE & WIRING ACCESSORIES CIRCUIT PROTECTION FUSE HOLDERS

**BLADE FUSE HOLDERS**



- 30A continuous rating
- With flying leads

PART NO.	QTY
0-376-60	5
3-376-60	100
5-376-60	1



- With flying leads
- Snap-on splash proof cover
- Maximum fuse rating 30A continuous

PART NO.	QTY
0-376-90	5
3-376-90	100
5-376-90	1



- 'Add a Circuit' type blade fuse holder, adds one extra fuse when used to replace a blade fuse in a fuse box
- Maximum fuse rating 10A continuous

PART NO.	QTY
0-376-99	5
5-376-99	1

**STRIP LINK/MIDI FUSE HOLDERS**

**FOR MIDI FUSES**

- For 0-378-xx range and MIDI range of fuses
- M5 studs

PART NO.	QTY
0-378-00	1
3-378-00	100
0-378-85	1
3-378-85	100



**MEGA FUSE HOLDERS**

**FOR MEGA FUSES UP TO 500A**

- For the MEGA range of fuses up to 500A rating
- M8 studs
- Side stackable & surface mounted

PART NO.	QTY
0-376-85	1
3-376-85	100



**MICRO 2 & 3 FUSE HOLDER & FUSE TAP**

**FOR MICRO 3 FUSES UP TO 20A**

- Maximum fuse rating of 20A
- Fuse tap add-on 20A



PART NO.	DESCRIPTION	QTY
0-371-99	FuseTap	5
0-371-90	Splash proof	5
0-371-91	Waterproof. IP67	5

**FOR MICRO 2 FUSES UP TO 30A**

- Maximum fuse rating of 30A
- Fuse tap add-on 25A



PART NO.	DESCRIPTION	QTY
0-376-89	FuseTap	5
0-376-91	Splash proof	5

## IN-LINE FUSE HOLDERS

### FOR 32MM FUSES



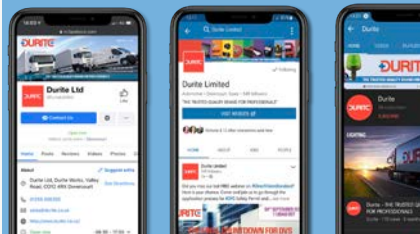
- Moulded in black phenol
- Screw terminal cable connections
- Supplied with 35A fuse

PART NO.	QTY
0-591-00	5



- Splash proof - protected to IP66
- For fuses up to 10A rating
- Moulded in polybutylene with PVC grommets and a nitrile "O" ring
- Nickel plated brass screw terminal cable connection

PART NO.	QTY
0-584-90	5



WE'RE ON SOCIAL MEDIA  
FOLLOW US  
@DURITELIMITED

## PANEL MOUNTED FUSE HOLDERS

### FOR 32MM FUSES



- For fuses up to 10A rating
- For mounting into Ø 13mm hole
- Bayonet retaining cap for fuse
- 6.3mm blade terminal cable connections
- Length 60mm

PART NO.	QTY
0-591-50	5
5-591-50	1

## MEGA & MIDI TYPE FUSE BOX

### FUSE BOX - 5 WAY



- Fuse box for bolt down fuses
- 1 x mega fuse and 4 x midi fuses
- Rated at 32V 500A mega fuse
- Rated at 200A for midi fuses
- M8 & M5, nuts and washers included

**NEW**

PART NO.	QTY
0-234-80	1



CABLE & WIRING ACCESSORIES CIRCUIT PROTECTION FUSES BOXES

## BLADE TYPE FUSE BOXES

### BOTTOM CABLE ENTRY

- 6.3mm blade terminal cable connections with 2 hole fixing
- Supplied without fuses

 Cable entry from underneath.



PART NO.	DESCRIPTION	QTY
0-234-14	4-way fuse	1
0-234-16	6-way fuse	1

### SIDE CABLE ENTRY

- 6.3mm blade terminal cable connections with 2 hole fixing
- Supplied without fuses



PART NO.	DESCRIPTION	QTY
0-234-24	4-way fuse	1
0-234-26	6-way fuse	1
0-234-28	8-way fuse	1
0-234-20	10-way fuse	1 <b>NEW</b>

### FUSE BOX, 8-WAY



- Blade fuse box, through panel mounting
- 6.3mm blade terminals cable connections
- Supplied without fuses
- Cable entry from underneath

PART NO.	DESCRIPTION	QTY
0-234-18	8-way	1

### FUSE BOX, 10-WAY



- Splash proof blade fuse box with LED indicators, max 25A per fuse, 150A total fuse box

PART NO.	DESCRIPTION	QTY
0-234-60	10-way	1

### FUSE HOLDER, 16-WAY



- 16-way blade fuse holder
- Supplied complete with terminals with removable mounting feet

PART NO.	DESCRIPTION	QTY
0-234-66	16-way	1

### BUSBAR FUSE BOXES - MINI BLADE

- For mini blade type fuses
- Common busbar for input with M5 stud and 6.3mm blade terminal outputs
- Maximum load 100A



PART NO.	DESCRIPTION	QTY
0-234-34	4-way fuse	1
0-234-36	6-way fuse	1
0-234-30	10-way fuse	1

### BUSBAR FUSE BOXES - BLADE

- For blade type fuse
- Common busbar for input with M5 stud and 6.3mm blade terminal outputs
- Maximum busbar load 100A



PART NO.	DESCRIPTION	QTY
0-234-44	4-way fuse	1
0-234-46	6-way fuse	1
0-234-40	10-way fuse	1

## LED FUSE BOXES AND BUSBARS

### LED FUSE BOX, 6-WAY



- 32V
- 100A max
- 6-Way fuse box for input with M5 stud
- Wire input #4-6AWG, Output #12-16AWG
- Output terminal 30A max per circuit

PART NO.	DESCRIPTION	QTY
0-234-56	6-way	1

### LED FUSE BOX, 10-WAY



- 32V
- 100A max
- 10-Way fuse box for input with M5 stud
- Wire input #4-6AWG, Output #12-16AWG
- Output terminal 30A max per circuit

PART NO.	DESCRIPTION	QTY
0-234-50	10-way	1

### LED FUSE BOX & BUSBAR



- 32V
- 100A max
- 6-Way LED fuse box & bus bar
- M4 & M5 stud
- Output terminal 30A max per circuit

PART NO.	DESCRIPTION	QTY
0-234-76	6-way	1

### LED FUSE BOX & BUSBAR



- 32V
- 100A max
- 12-Way LED fuse box & bus bar
- M4 & M5 stud
- Output terminal 30A max per circuit

PART NO.	DESCRIPTION	QTY
0-234-82	12-way	1

## LUCAS REPLICA

### 4-WAY SURFACE MOUNT



- Surface mounting with screw terminals
- Supplied without fuses
- Replaces 54038067, SF4
- For 29mm glass fuses

Lucas Replica.

PART NO.	DESCRIPTION	QTY
0-237-01	4-way	1



**LOOKING FOR RELAY BOXES?**  
0-729-05 & 0-729-06 | See page 270.

## CONTINENTAL BOX

### 8A CONTINENTAL FUSES



- Continental type fuse box with screw terminals
- Supplied with 8A continental fuses

PART NO.	DESCRIPTION	QTY
0-234-00	4-way fuse	1

# ASSORTMENT BOXES

## ASSORTED PRE-INSULATED TERMINALS


### RED PRE-INSULATED TERMINALS



- Suitable for cables 0.5-1.0mm<sup>2</sup>

PART NO.	PCS
0-203-01	260

### BLUE PRE-INSULATED TERMINALS



- Suitable for cables 1.5-2.5mm<sup>2</sup>

PART NO.	PCS
0-203-02	280

### YELLOW PRE-INSULATED TERMINALS



- Suitable for cables 3.0-6.0mm<sup>2</sup>

PART NO.	PCS
0-203-03	110

### PUSH-ON ASSORTED PRE-INSULATED TERMINALS



- Suitable for cables 0.5-6.0mm<sup>2</sup>

PART NO.	PCS
0-203-04	221

### RING & FORK ASSORTED PRE-INSULATED TERMINALS



- Suitable for cables 0.5-6.0mm<sup>2</sup>

PART NO.	PCS
0-203-05	205

### ASSORTED PRE-INSULATED TERMINALS



- Suitable for cables 0.5-6.0mm<sup>2</sup>

PART NO.	PCS
0-203-06	365

### HEATSHRINK PRE-INSULATED TERMINALS



PART NO.	PCS
0-203-07	160

## ASSORTED GROMMETS

### ASSORTED SIZED WIRING GROMMETS



- Wiring grommets in a sectionalised plastic box, 280 piece comprises of:  
0-447-36 x 50, 0-447-39 x 50,  
0-447-42 x 50, 0-447-46 x 50,  
0-447-50 x 50, 0-447-55 x 30

PART NO.	PCS
0-447-30	280

### ASSORTED SIZED BLANKING GROMMETS



- Blanking grommets in a sectionalised plastic box, 280 piece comprises of:  
0-452-36 x 50, 0-452-39 x 50,  
0-452-42 x 50, 0-452-46 x 50,  
0-452-50 x 50, 0-452-55 x 30

PART NO.	PCS
0-452-30	280

## ASSORTED CONNECTOR BOXES

### ASSORTED SUPERSEAL CONNECTORS

- Assorted superseal connectors, in a sectional plastic box, 180 pieces comprises of:  
3-011-62 x 5, 3-011-63 x 2, 3-011-64 x 1,  
3-011-65 x 1, 3-011-66 x 1, 3-011-60 x 40,  
3-011-60 x 40, 3-011-52 x 5, 3-011-53 x  
2, 3-011-54 x 1, 3-011-55 x 1, 3-011-56 x 1,  
3-011-50 x 40



PART NO.	PCS
0-011-69	180

### ASSORTED DEUTSCH DT CONNECTORS

- Assorted Deutsch DT connectors, in a sectional plastic box 152 pieces comprises of:  
3-011-42 & 3-111-42 x 5, 3-011-43 & 3-111-43 x 2, 3-011-44  
& 3-111-44 x 4, 3-011-46 & 3-111-46 x 1, 3-011-48 &  
3-111-48 x 1, 3-011-96 x 50, 3-001-32 & 3-111-32 x 5,  
3-011-33 & 3-111-33 x 2, 3-011-34 & 3-111-34 x 4, 3-011-36  
& 3-111-36 x 1, 3-011-38 & 3-111-38 x 1, 3-011-95 x 50



PART NO.	PCS
0-011-30	152

### ASSORTED BLADE MULTIPLE CONNECTORS

- Assorted blade multi connectors, in a sectional plastic box, 286 pieces comprises of:  
0-011-16 x 2, 0-011-15 x 2, 0-011-14 x 4, 0-011-13 x 5,  
0-011-12 x 5, 0-011-10 x 5, 0-011-23 x 60, 0-011-24 x 60,  
0-011-06 x 2, 0-011-05 x 2, 0-011-04 x 4, 0-011-03 x 5,  
0-011-02 x 5, 0-011-01 x 5, 0-011-21 x 60, 0-011-22 x 60



PART NO.	PCS
0-011-00	286

### ASSORTED MATE-N-LOCK CONNECTORS

- Assorted mate-n-lock connectors, in a sectional plastic box, 226 pieces comprises of:  
0-013-12 x 4, 0-013-13 x 3, 0-013-14 x 2, 0-013-16 x 2,  
0-013-17 x 2, 0-013-23 x 100, 0-013-02 x 4,  
0-013-03 x 3, 0-013-04 x 2, 0-013-06 x 2, 0-013-07 x 2,  
0-013-21 x 100



PART NO.	PCS
0-013-00	226

CABLE & WIRING ACCESSORIES CIRCUIT PROTECTION ASSORTMENT BOXES

## ASSORTED HEATSHRINK BOXES

### ADHESIVE LINED HEATSHRINK ASSORTMENT

- Contents: 0-329-09 x 15, 0-329-06 x 12, 0-329-04 x 25, 0-329-03 x 30, 0-329-12 x 15, 0-329-19 x 10
- Suitable for cables with inside Ø 3.2-19.0mm



PART NO.	PCS
0-329-00	175

### HEATSHRINK ASSORTMENT

- Contents: 0-333-03 x 30, 0-333-04 x 30, 0-333-06 x 50, 0-333-09 x 25, 0-333-19 x 20, 0-333-12 x 20
- Suitable for cables with inside Ø 3.0-19.1mm



PART NO.	PCS
0-333-00	175

## ASSORTED FUSE KITS

### MINI, BLADE & MAXI FUSE KIT

- 3A-60A
  - Mini, blade & maxi fuse kit in a sectionalised plastic box contents:
- 0-372-05 x 15, 0-372-10 x 15, 0-372-15 x 15, 0-372-20 x 15, 0-372-30 x 15, 0-375-03 x 10, 0-375-05 x 20, 0-375-07 x 10, 0-375-10 x 20, 0-375-15 x 20, 0-375-20 x 20, 0-375-30 x 10, 0-377-30 x 3, 0-377-40 x 3, 0-377-50 x 3, 0-377-60 x 3



PART NO.	PCS
0-235-01	197

### ASSORTED MICRO 2, MICRO 3 & M-CASE FUSES

- Assorted Micro 2, Micro 3 & M-case fuses, in a sectional plastic box, 89 pieces comprises of:
- 0-376-67 x 8, 0-376-75 x 8, 0-376-82 x 8, 0-371-55 x 5, 0-371-60 x 5, 0-379-08 x 2, 0-379-10 x 2, 0-379-12 x 2, 0-376-65 x 8, 0-376-70 x 8, 0-376-80 x 8, 0-376-83 x 8, 0-371-58 x 5, 0-371-65 x 5, 0-379-09 x 2, 0-379-11 x 2



PART NO.	PCS
0-235-05	86

### MIDI, MEGA & STRIPLINK FUSE KIT

- 30A-250A
  - Midi, mega & striplink fuse kit in a sectionalised plastic box contents:
- 0-376-10 x 3, 0-376-15 x 3, 0-376-20 x 3, 0-376-25 x 3, 0-378-13 x 5, 0-378-14 x 5, 0-378-15 x 5, 0-378-16 x 5, 0-378-20 x 5, 0-378-30 x 10, 0-378-40 x 10, 0-378-50 x 10



PART NO.	PCS
0-235-04	67

### J-CASE & PAL FUSE KIT

- 20A-120A
  - J-Case & PAL fuse kit in a sectionalised plastic box contents:
- 0-379-32 x 4, 0-379-33 x 4, 0-379-34 x 4, 0-379-36 x 4, 0-379-15 x 4, 0-379-17 x 4, 0-379-18 x 4, 0-379-20 x 4, 0-379-58 x 2, 0-379-60 x 2, 0-379-62 x 2, 0-379-03 x 2, 0-379-04 x 2, 0-379-44 x 2, 0-379-05 x 2, 0-379-06 x 2



PART NO.	PCS
0-235-02	48

**CABLE & WIRING ACCESSORIES CIRCUIT PROTECTION ASSORTMENT BOXES**
**20MM, 32MM GLASS & CONTINENTAL FUSE KIT**


- 1A-25A
- 20mm, 32mm Glass & continental fuse kit in a sectionalised plastic box contents: 0-230-05 x 20, 0-230-08 x 20, 0-230-16 x 20, 0-230-25 x 20, 0-373-01 x 20, 0-373-02 x 20, 0-373-03 x 20, 0-373-05 x 20, 0-373-08 x 20, 0-373-15 x 20, 0-374-05 x 10, 0-374-10 x 10, 0-374-15 x 10, 0-374-25 x 10, 0-374-40 x 10, 0-374-50 x 10

PART NO.	PCS
----------	-----

0-235-03	260
----------	-----

**ASSORTED COPPER TUBE BOXES**
**ASSORTED COPPER BUTT CONNECTORS**


- For cables 10-95mm<sup>2</sup>.
- Assorted copper butt connectors in a sectionalised plastic box, 100 pieces comprises of: 0-008-20 x 20, 0-008-30 x 30, 0-008-40 x 30, 0-008-50 x 5, 0-008-60 x 5, 0-008-70 x 5, 0-008-80 x 5

PART NO.	PCS
----------	-----

0-008-10	100
----------	-----

**ASSORTED COPPER TUBE TERMINALS**


- For cables 10mm<sup>2</sup>-95mm<sup>2</sup>
- Assorted copper tube terminals in a sectionalised plastic box, 78 pieces comprises of: 0-008-22 x 8, 0-008-23 x 8, 0-008-32 x 8, 0-008-33 x 8, 0-008-43 x 5, 0-008-44 x 5, 0-008-53 x 5, 0-008-54 x 5, 0-008-63 x 5, 0-008-64 x 5, 0-008-74 x 4, 0-008-75 x 4

PART NO.	PCS
----------	-----

0-008-15	78
----------	----

**ASSORTMENT BOX STAND**
**ASSORTMENT BOX STAND**



- H 470 x W 295 x D 220mm
- Holds up to 10 assortment kit boxes

PART NO.	QTY
----------	-----

STAND10	1
---------	---

# 05

## POWER CONVERSION



<b>MODIFIED WAVE INVERTERS</b> .....	<b>214</b>
<b>SINE WAVE INVERTERS</b> .....	<b>216</b>
<b>VOLTAGE CONVERTERS</b> .....	<b>222</b>

**OVER 45 MODELS TO  
CHOOSE FROM. GET  
POWER ANYWHERE,  
ANYTIME!**



# POWER INVERTERS

A power inverter converts DC Battery power to Mains AC power. This enables anyone to power electrical devices remotely. Power inverters are commonly used in both the commercial and the leisure markets.

“ Get AC power anywhere, anytime. ”

## MODIFIED WAVE OR SINE WAVE?



**MODIFIED**

- ✓ Economical option
- ✓ Ideal for simpler current loads such as lighting and motors
- ✓ Works with most equipment
- ✓ An approximate reproduction of Mains power



**SINE**

- ✓ Suitable for all applications
- ✓ Ideal for sensitive electronic devices such as laptops and TVs
- ✓ An exact reproduction of Mains power

## MODIFIED WAVE INVERTERS

### COMPACT MODIFIED WAVE INVERTERS

- 110VAC or 230VAC output
- Suitable for smart charging vehicles
- Fast USB charging 2.1A output
- Protected against overload, over temperature, low battery & short-circuits with warning light
- 230VAC inverters are supplied with 2 x standard 3-pin BS1363 UK socket outlet, on/off/remote switch. (Only 1 socket on 140W model)
- 110VAC inverter supplied with 1 x IEC 60909-2 socket, rated 32A and on/off/remote switch (Supports EURO 6 Requirements)
- E-Marked, EMC, R10 approved



3000W, 110VAC



3000W

2000W



1500W

1000W



140W

	PART NO.	WATTS	QUIESCENT CURRENT	VAC	QTY
12V	0-856-00	140W	<0.45A	230VAC	1
	0-856-20	1000W	<0.35A	230VAC	1
	0-856-25	1500W	<0.4A	230VAC	1
	0-856-27	2000W	<0.5A	230VAC	1
	0-856-42	3000W	<0.6A	230VAC	1
	0-856-41	3000W	<0.5A	110VAC	1
24V	0-856-70	1000W	<0.35A	230VAC	1
	0-856-75	1500W	<0.4A	230VAC	1
	0-856-77	2000W	<0.35A	230VAC	1



Smaller in size & more economical



Fast USB Charging

FULL TECHNICAL SPECIFICATIONS CAN BE FOUND ON PAGES 218–219.



POWER CONVERSION MODIFIED WAVE INVERTERS


APPLICATIONS

	125W	250W	500W	1000W	1500W	2000W	2500W	3000W
Radio   Laptop   Phone charger	✓	✓	✓	✓	✓	✓	✓	✓
Television   DVD player		✓	✓	✓	✓	✓	✓	✓
Electric drills   Work lights			✓	✓	✓	✓	✓	✓
Power tools   Coffee maker				✓	✓	✓	✓	✓
Microwave (>600W)   Kettle					✓	✓	✓	✓
Large power tool   Combination of appliances						✓	✓	✓
Small fridge   Freezer   Combination of appliances							✓	✓
Electric heaters   Combination of appliances								✓

HEAVY-DUTY MODIFIED WAVE INVERTERS

- Input 10-16VDC or 22-33VDC to 230VAC 50Hz output
- Protected against over load, over temperature, low battery and short circuit
- Supplied with 1 or 2 standard UK 3-pin socket outlets, on/off switch

	PART NO.	WATTS	VAC	QUIESCENT CURRENT	QTY
12V	0-856-01	125W	230VAC	<0.25A	1
	0-856-02	250W	230VAC	<0.65A	1
	0-856-05	500W	230VAC	<0.95A	1
	0-856-10	1000W	230VAC	<0.45A	1
	0-856-16	1500W	110VAC	<0.40A	1
	0-856-15	1500W	230VAC	<0.60A	1
	0-856-22	2200W	230VAC	<1.2A	1
	0-856-30	3000W	230VAC	<1.0A	1
24V	0-856-51	125W	230VAC	<0.25A	1
	0-856-52	250W	230VAC	<0.65A	1
	0-856-55	500W	230VAC	<0.95A	1
	0-856-60	1000W	230VAC	<0.30A	1
	0-856-66	1500W	110VAC	<0.35A	1
	0-856-65	1500W	230VAC	<0.30A	1
	0-856-72	2200W	230VAC	<0.70A	1
	0-856-80	3000W	230VAC	<0.90A	1



3000W & 2200W



1500W



1500W, 110VAC



1000W



500W



250W



125W



Remote control with 6m cable (0-856-97), with 5m cable (0-856-98) for 24V modified wave inverters.

# SINE WAVE INVERTERS

## COMPACT SINE WAVE INVERTER

### ROBUST & POWERFUL

- 230VAC output
- LCD Panel Display with fault code reader / diagnostics (2000W, 2500W & 3000W only)
- 11-15.5VDC (Supports EURO 6 Requirements)
- Protected against overload, over temperature, low battery & short-circuits with warning light
- Fast USB charging 2.1A output
- Supplied with 2 x standard 3-pin BS1363 UK socket outlets, on/off/remote switch and remote control
- E-Marked, EMC, R10.05 approved



Light & compact



USB fast charging



High peak capacity for start-up demands



600W, 1000W, 1500W, 2000W, 2500W, 3000W



LCD display (excl. 600W)

PART NO.	WATTS	QUIESCENT CURRENT	VOLTAGE	QTY
0-857-60	600W	<0.85A	12V	1
0-857-10	1000W	≤1.0A	12V	1
0-857-16	1500W	≤1.0A	12V	1
0-857-20	2000W	≤1.0A	12V	1
0-857-25	2500W	≤1.5A	12V	1
0-857-30	3000W	≤1.5A	12V	1
0-857-66	1500W	≤0.7A	24V	1
0-857-75	2500W	≤1.0A	24V	1



2000W, 2500W & 3000W display



24V display



1000W & 1500W display



3000W, 2500W, 2000W



1500W, 2500W (24V)



1500W



1000W



600W

FULL TECHNICAL SPECIFICATIONS CAN BE FOUND ON PAGES 220–221.

## HEAVY-DUTY SINE WAVE INVERTERS

- Range from 125W to 2700W
- Protected against overload, over temperature, low battery & short-circuits with warning light
- Supplied with up to 2 x standard 3-pin BS1363 UK socket outlet, on/off/remote switch
- E-Marked, EMC, R10 approved



PART NO.	WATTS	QUIESCENT CURRENT	VOLTAGE	CIGARETTE LIGHTER PLUG	QTY
0-857-01	125W	<0.6A	12V	Yes	1
0-857-02	250W	<0.8A	12V	-	1
0-857-05	500W	<0.9A	12V	-	1
0-857-08	800W	<1.3A	12V	-	1
0-857-15	1500W	<1.3A	12V	-	1
0-857-22	2200W	<1.5A	12V	-	1
0-857-27	2700W	<2A	12V	-	1
0-857-51	125W	<0.5A	24V	Yes	1
0-857-52	250W	<0.6A	24V	-	1
0-857-58	800W	<0.7A	24V	-	1
0-857-65	1500W	<0.7A	24V	-	1
0-857-72	2200W	<1.0A	24V	-	1
0-857-77	2700W	<1.5A	24V	-	1




2700W



2200W



1500W



800W



500W



250W



125W

## POWER CONVERSION MODIFIED WAVE INVERTERS SPECIFICATIONS

## 12V MODIFIED WAVE INVERTERS SPECIFICATIONS

	0-856-01 (12V)	0-856-00 (12V)	0-856-02 (12V)	0-856-05 (12V)	0-856-10 (12V)	0-856-20 (12V)	0-856-16 (12V)
	Heavy-duty	Compact	Heavy-duty	Heavy-duty	Heavy-duty	Compact	Heavy-duty
OUTPUT POWER	125W	140W	250W	500W	1000W	1000W	1500W
OUTPUT SURGE (5 SEC)	450W	280W	1000W	1500W	2000W	2000W	3000W
AC OUTPUT V	230V	230V	230V	230V	230V	230V	110V
REGULATION	±10%	±5%	±10%	±10%	±5%	±10%	±5%
OUTPUT WAVEFORM	Modified	Modified	Modified	Modified	Modified	Modified	Modified
DC INPUT V	12-15V	10-15V	12-15V	12-15V	12-15V	11-15.5V	12-15V
LOW BATTERY ALARM	10.5V ± 0.5V	10V ± 0.5V	10.5V ± 0.5V	10.5V ± 0.5V	10.5V ± 0.5V	10.2V - 10.8V	10.5V ± 0.5V
LOW V SHUTDOWN	10V ± 0.5V	9.5V ± 0.5V	10V ± 0.5V	10V ± 0.5V	10V ± 0.5V	9.2V - 9.8V	10V ± 0.5V
FREQUENCY ±1%	50Hz	50Hz	50Hz	50Hz	50Hz	50Hz ± 3Hz	50Hz
EFFICIENCY	90%	85%	90%	90%	90%	85% Max	90%
NO-LOAD CURRENT	< 0.25A	< 0.45A	< 0.65A	< 0.95A	< 0.45A	< 0.35A	< 0.4A
OVERTEMP PROTECTION	55°C ± 5°C	60° + 10°C	55°C ± 5°C	55°C ± 5°C	55°C ± 5°C	60° ± 5°C	55°C ± 5°C
COOLING FAN	No	No	Yes	Yes	Yes	Yes	Yes
OVERLOAD PROTECTION	Yes	Yes	Yes	Yes	Yes	Yes	Yes
SHORT CIRCUIT PROTECTION	Yes	Yes	Yes	Yes	Yes	Yes	Yes
DIMENSIONS (L X W X H)	138 x 240 x 76mm	160 x 70 x 70mm	158 x 240 x 76mm	303 x 240 x 76mm	363 x 240 x 76mm	238 x 165 x 69mm	408 x 240 x 76mm
NET WEIGHT	1.5Kg	0.428Kg	1.77Kg	3.16Kg	3.84Kg	1.701Kg	4.6Kg
APPROVALS	E-Marked	CE Marked, EMC	E-Marked	E-Marked	E-Marked	CE Marked, EMC, R10	E-Marked

	0-856-15 (12V)	0-856-25 (12V)	0-856-27 (12V)	0-856-41 (12V)	0-856-22 (12V)	0-856-30 (12V)	0-856-42 (12V)
	Heavy-duty	Compact	Compact	Compact	Heavy-duty	Heavy-duty	Compact
OUTPUT POWER	1500W	1500W	2000W	3000W	2200W	3000W	3000W
OUTPUT SURGE (5 SEC)	3000W	3000W	4000W	6000W	4400W	6000W	6000W
AC OUTPUT V	230V	230V	230V	110V	230V	230V	230V
REGULATION	±5%	±10%	±10%	±10%	±5%	±5%	±10%
OUTPUT WAVEFORM	Modified	Modified	Modified	Modified	Modified	Modified	Modified
DC INPUT V	12-15V	11-15.5V	11-15.5V	11-15V	10-16V	12-15V	11-15.5V
LOW BATTERY ALARM	10.5V ± 0.5V	10.2V - 10.8V	10.2V - 10.8V	10.5V ± 0.3V	11V ± 0.5V	11V ± 0.5V	10.2V - 10.8V
LOW V SHUTDOWN	10V ± 0.5V	9.2V - 9.8V	9.2V - 9.8V	9.5V ± 0.3V	10.5V ± 0.5V	10V ± 0.5V	9.2V - 9.8V
FREQUENCY ±1%	50Hz	50Hz ± 3Hz	50Hz ± 3Hz	50Hz ± 3Hz	50Hz	50Hz	50Hz ± 3Hz
EFFICIENCY	90%	85% Max	85% Max	85%	90%	90%	85%
NO-LOAD CURRENT	< 0.6A	< 0.4A	< 0.5A	< 0.5A	< 1.2A	< 1A	< 0.6A
OVERTEMP PROTECTION	55°C ± 5°C	60° ± 5°C	60° ± 5°C	60° ± 5°C	55°C ± 5°C	55°C ± 5°C	60° ± 5°C
COOLING FAN	Yes	Yes	Yes	Yes	Yes	Yes	Yes
OVERLOAD PROTECTION	Yes	Yes	Yes	Yes	Yes	Yes	Yes
SHORT CIRCUIT PROTECTION	Yes	Yes	Yes	Yes	Yes	Yes	Yes
DIMENSIONS (L X W X H)	408 x 240 x 76mm	261 x 165 x 69mm	367.6 x 218 x 98.5mm	455 x 220 x 100mm	470 x 203 x 116mm	400 x 135 x 148mm	424.6x 218.4 x 98.5mm
NET WEIGHT	4.6Kg	2.153Kg	4.32Kg	6.1Kg	4.9Kg	5.9Kg	5.26Kg
APPROVALS	E-Marked	CE Marked, EMC, R10	CE Marked, EMC, R10	RoHS	CE Marked, EMC	CE Marked, EMC	CE Marked, EMC, R10

## POWER CONVERSION MODIFIED WAVE INVERTERS SPECIFICATIONS

## 24V MODIFIED WAVE INVERTERS SPECIFICATIONS

	0-856-51 (24V)	0-856-52 (24V)	0-856-55 (24V)	0-856-60 (24V)	0-856-70 (24V)	0-856-66 (24V)	0-856-65 (24V)
	Heavy-duty	Heavy-duty	Heavy-duty	Heavy-duty	Compact	Heavy-duty	Heavy-duty
<b>OUTPUT POWER</b>	125W	250W	500W	1000W	1000W	1500W	1500W
<b>OUTPUT SURGE (5 SEC)</b>	450W	1000W	1500W	2000W	2000W	3000W	3000W
<b>AC OUTPUT V</b>	230V	230V	230V	230V	230V	110V	230V
<b>REGULATION</b>	±10%	±10%	±10%	±5%	±10%	±5%	±5%
<b>OUTPUT WAVEFORM</b>	Modified	Modified	Modified	Modified	Modified	Modified	Modified
<b>DC INPUT V</b>	20-33V	20-33V	20-33V	20-33V	22-32.5V	20-33V	20-33V
<b>LOW BATTERY ALARM</b>	21V ± 1.0V	21V ± 1.0V	21V ± 1.0V	21V ± 1.0V	20.4V - 21.6V	21V ± 1.0V	21V ± 1.0V
<b>LOW V SHUTDOWN</b>	20V ± 1.0V	20V ± 1.0V	20V ± 1.0V	20V ± 1.0V	18.4V - 19.6V	20V ± 1.0V	20V ± 1.0V
<b>FREQUENCY ±1%</b>	50Hz	50Hz	50Hz	50Hz	50Hz ± 3Hz	50Hz	50Hz
<b>EFFICIENCY</b>	90%	90%	90%	90%	85% Max	90%	90%
<b>NO-LOAD CURRENT</b>	< 0.25A	< 0.65A	< 0.95A	< 0.3A	< 0.35A	< 0.35A	< 0.30A
<b>OVERTEMP PROTECTION</b>	55°C ± 5°C	55°C ± 5°C	55°C ± 5°C	55°C ± 5°C	60° ± 5°C	55°C ± 5°C	55°C ± 5°C
<b>COOLING FAN</b>	No	Yes	Yes	Yes	Yes	Yes	Yes
<b>OVERLOAD PROTECTION</b>	Yes	Yes	Yes	Yes	Yes	Yes	Yes
<b>SHORT CIRCUIT PROTECTION</b>	Yes	Yes	Yes	Yes	Yes	Yes	Yes
<b>DIMENSIONS (L X W X H)</b>	138 x 240 x 76mm	158 x 240 x 76mm	303 x 240 x 76mm	363 x 240 x 76mm	238 x 165 x 69mm	408 x 240 x 76mm	408 x 240 x 76mm
<b>NET WEIGHT</b>	1.5Kg	1.77Kg	3.16Kg	3.84Kg	1.686Kg	4.6Kg	4.6Kg
<b>APPROVALS</b>	E-Marked	E-Marked	E-Marked	E-Marked	CE Marked, EMC	E-Marked	E-Marked

	0-856-75 (24V)	0-856-77 (24V)	0-856-72 (24V)	0-856-80 (24V)
	Compact	Compact	Heavy-duty	Heavy-duty
<b>OUTPUT POWER</b>	1500W	2000W	2200W	3000W
<b>OUTPUT SURGE (5 SEC)</b>	3000W	4000W	4400W	6000W
<b>AC OUTPUT V</b>	230V	230V	230V	230V
<b>REGULATION</b>	± 10%	± 10%	± 5%	± 5%
<b>OUTPUT WAVEFORM</b>	Modified	Modified	Modified	Modified
<b>DC INPUT V</b>	22-32.5V	22-30V	20-33V	20-33V
<b>LOW BATTERY ALARM</b>	20.4V - 21.6V	20.4V - 21.6V	21V ± 1V	21V ± 1V
<b>LOW V SHUTDOWN</b>	18.4V - 19.6V	18.4V - 19.6V	20V ± 1V	20V ± 1V
<b>FREQUENCY ±1%</b>	50Hz ± 3Hz	50Hz ± 3Hz	50Hz	50Hz
<b>EFFICIENCY</b>	85% Max	85% Max	90%	90%
<b>NO-LOAD CURRENT</b>	< 0.4A	< 0.5A	< 0.7A	< 0.9A
<b>OVERTEMP PROTECTION</b>	60° ± 5°C	60° ± 5°C	55°C ± 5°C	55°C ± 5°C
<b>COOLING FAN</b>	Yes	Yes	Yes	Yes
<b>OVERLOAD PROTECTION</b>	Yes	Yes	Yes	Yes
<b>SHORT CIRCUIT PROTECTION</b>	Yes	Yes	Yes	Yes
<b>DIMENSIONS (L X W X H)</b>	261 x 165 x 69mm	367.6 x 218.4 x 98.5mm	470 x 203 x 116mm	400 x 135 x 148mm
<b>NET WEIGHT</b>	2.133Kg	4.32Kg	4.9Kg	5.9Kg
<b>APPROVALS</b>	CE Marked, EMC	CE Marked, EMC, R10	CE Marked, EMC	CE Marked, EMC

## POWER CONVERSION SINE WAVE INVERTERS SPECIFICATIONS

## 12V SINE WAVE INVERTERS SPECIFICATIONS

	0-857-01 (12V) Heavy-duty	0-857-02 (12V) Heavy-duty	0-857-05 (12V) Heavy-duty	0-857-60 (12V) Compact	0-857-08 (12V) Heavy-duty	0-857-10 (12V) Compact	0-857-15 (12V) Heavy-duty
<b>OUTPUT POWER</b>	125W	250W	500W	600W	800W	1000W	1500W
<b>OUTPUT SURGE (5 SEC)</b>	375W	750W	1500W	1200W	1600W	2000W	3000W
<b>AC OUTPUT V</b>	230V	230V	230V	230V	230V	230V	230V
<b>REGULATION</b>	±3%	±3%	±3%	±10%	5%	±10%	±5%
<b>OUTPUT WAVEFORM</b>	Pure sine	Pure sine	Pure sine	Pure sine	Pure sine	Pure sine	Pure sine
<b>DC INPUT V</b>	12-15V	12-15V	12-15V	11-15.5V	10-16V	11V-15V	10-16.5V
<b>LOW BATTERY ALARM</b>	10.5V ± 0.5V	10.5V ± 0.5V	10.5V ± 0.5V	10.2V - 0.8V	10.5V ± 0.5V	10.5V ± 0.3V	10.5V ± 0.5V
<b>LOW V SHUTDOWN</b>	10V ± 0.5V	10V ± 0.5V	10V ± 0.5V	9.2V - 9.8V	10V ± 0.5V	9.5V ± 0.3V	10V ± 0.5V
<b>HIGH V SHUTDOWN</b>	16V ± 0.5V	16V ± 0.5V	16V ± 0.5V	16V ± 0.5V	16.0V ± 0.5V	15.5V ± 0.5V	16V ± 0.5V
<b>FREQUENCY ±1%</b>	50Hz	50Hz	50Hz	50Hz ±0.5Hz	50Hz	50Hz ± 1Hz	50Hz
<b>EFFICIENCY</b>	85%	85%	85%	85% Max	85%	85% Max	85%
<b>NO-LOAD CURRENT</b>	< 0.6A	< 0.8A	< 0.9A	< 0.85A	< 1.3A	≤1A	<1.3A
<b>OVERTEMP PROTECTION</b>	60°C ± 10°C	60°C ± 10°C	60°C ± 10°C	60°C ± 5°C	60°C ± 10°C	60°C ± 10°C	60°C ± 10°C
<b>COOLING FAN</b>	No	Yes	Yes	Yes	Yes	Yes	Yes
<b>OVERLOAD ALARM</b>	> 150W	> 300W	> 600W	> 690W	> 960W	Yes	> 1500W
<b>OVERLOAD SHUTDOWN</b>	150 ~ 195W	300 ~ 390W	600 ~ 780W	690W ~ 755W	960W ~ 1280W	1100W ~ 1350W	1500W ~ 1700W
<b>RESET</b>	1 ~ 5 sec	1 ~ 5 sec	1 ~ 5 sec	1 ~ 2 sec	1 ~ 5 sec	1 ~ 5 sec	1 ~ 5 sec
<b>SHORT CIRCUIT PROTECTED</b>	Yes	Yes	Yes	Yes	Yes	Yes	Yes
<b>DIMENSIONS (L X W X H)</b>	230 x 170 x 76mm	300 x 170 x 76mm	375 x 170 x 76mm	245 x 201 x 93.9mm	390 x 223 x 103mm	290 x 201 x 92.7mm	420 x 223 x 103mm
<b>NET WEIGHT</b>	1.91Kg	2.35Kg	3.12Kg	2.196Kg	6.18Kg	3.93Kg	6.2Kg
<b>APPROVALS</b>	CE EMC	CE EMC	CE EMC R10	CE EMC R10	CE EMC	CE EMC R10.05	CE EMC R10

	0-857-16 (12V) Compact	0-857-20 (12V) Compact	0-857-22 (12V) Heavy-duty	0-857-25 (12V) Compact	0-857-27 (12V) Heavy-duty	0-857-30 (12V) Compact
<b>OUTPUT POWER</b>	1500W	2000W	2200W	2500W	2700W	3000W
<b>OUTPUT SURGE (5 SEC)</b>	3000W	4000W	4400W	5000W	5400W	6000W
<b>AC OUTPUT V</b>	230V	230V	230V	230V	230V	230V
<b>REGULATION</b>	±10%	±10%	5%	±10%	5%	±10%
<b>OUTPUT WAVEFORM</b>	Pure sine	Pure sine	Pure sine	Pure sine	Pure sine	Pure sine
<b>DC INPUT V</b>	11V-15V	11V-15V	10-16V	11V-15V	10-15V	11V-15V
<b>LOW BATTERY ALARM</b>	10.5V ± 0.3V	10.5V ± 0.3V	10.5V ± 0.5V	10.5V ± 0.3V	10.5V ± 0.5V	10.5V ± 0.3V
<b>LOW V SHUTDOWN</b>	9.5V ± 0.3V	9.5V ± 0.3V	10V ± 0.5V	9.5V ± 0.3V	10V ± 0.5V	9.5V ± 0.3V
<b>HIGH V SHUTDOWN</b>	15.5V ± 0.5V	16V ± 0.3V	16V ± 0.5V	16V ± 0.3V	16V ± 0.5V	16V ± 0.3V
<b>FREQUENCY ±1%</b>	50Hz ±1Hz	50Hz ± 0.5Hz	50Hz	50Hz ± 0.5Hz	50Hz	50Hz ± 0.5Hz
<b>EFFICIENCY</b>	85% Max	85% Max	85%	85% Max	85%	85% Max
<b>NO-LOAD CURRENT</b>	≤1A	≤1A	< 1.5A	≤1.5A	< 2.0A	≤1.5A
<b>OVERTEMP PROTECTION</b>	60°C ± 10°C	60°C ± 10°C	60°C ± 10°C	60°C ± 10°C	60°C ± 10°C	60°C ± 10°C
<b>COOLING FAN</b>	Yes	Yes	Yes	Yes	Yes	Yes
<b>OVERLOAD ALARM</b>	Yes	Yes	> 2640W	Yes	> 3240W	Yes
<b>OVERLOAD SHUTDOWN</b>	1550W ~ 1700W	2050W ~ 2100W	2640W ~ 3540W	2550W ~ 2600W	3240W ~ 4320W	3050W ~ 3100W
<b>RESET</b>	1 ~ 5 sec	1 ~ 5 sec	1 ~ 5 sec	1 ~ 5 sec	1 ~ 5 sec	1 ~ 5 sec
<b>SHORT CIRCUIT PROTECTED</b>	Yes	Yes	Yes	Yes	Yes	Yes
<b>DIMENSIONS (L X W X H)</b>	325.8 x 201 x 92.7mm	495 x 270 x 139mm	480 x 289 x 100mm	495 x 270 x 139mm	540 x 289 x 100mm	495 x 270 x 139mm
<b>NET WEIGHT</b>	4.08Kg	9.70Kg	9.41Kg	10.57Kg	10.4Kg	10.55Kg
<b>APPROVALS</b>	CE EMC R10.05	CE EMC R10.05	CE EMC	CE EMC R10.05	CE EMC	CE EMC R10.05

## POWER CONVERSION SINE WAVE INVERTERS SPECIFICATIONS

## 24V SINE WAVE INVERTERS SPECIFICATIONS

	0-857-51 (24V)	0-857-52 (24V)	0-857-58 (24V)	0-857-65 (24V)	0-857-66 (24V)	0-857-72 (24V)	0-857-75 (24V)
	Heavy-duty	Heavy-duty	Heavy-duty	Heavy-duty	Compact	Heavy-duty	Compact
<b>OUTPUT POWER</b>	125W	250W	800W	1500W	1500W	2200W	2500W
<b>OUTPUT SURGE (5 SEC)</b>	375W	750W	1600W	3000W	3000W	4400W	5000W
<b>AC OUTPUT V</b>	230V	230V	230V	230V	230V	230V	230V
<b>REGULATION</b>	±3%	±3%	5%	±5%	±10%	5%	±10%
<b>OUTPUT WAVEFORM</b>	Pure sine	Pure sine	Pure sine	Pure sine	Pure sine	Pure sine	Pure sine
<b>DC INPUT V</b>	20-33V	20-33V	20-33V	20-33V	22-30V	20-33V	22V-30V
<b>LOW BATTERY ALARM</b>	20.5V ± 1.0V	21V ± 1V	21V ± 1V	21V ± 1V	21V ± 0.4V	21V ± 1V	21V ± 0.4V
<b>LOW V SHUTDOWN</b>	20V ± 1.0V	20V ± 1V	20V ± 1V	20V ± 1V	19V ± 0.4V	20V ± 1V	19V ± 0.4V
<b>HIGH V SHUTDOWN</b>	32.V ± 1.0V	32V ± 1V	32V ± 1V	32V ± 1V	32V ± 0.4V	32V ± 1V	32V ± 0.4V
<b>FREQUENCY ±1%</b>	50Hz	50Hz	50Hz	50Hz	50Hz	50Hz	50Hz
<b>EFFICIENCY</b>	85%	85%	85%	85%	85%	85%	85%
<b>NO-LOAD CURRENT</b>	< 0.5A	< 0.6A	< 0.7A	0.7A	0.7A	< 1.0A	< 1.0A
<b>OVERTEMP PROTECTION</b>	60°C ± 10°C	60°C ± 10°C	60°C ± 10°C	60°C ± 10°C	60°C ± 10°C	60°C ± 10°C	60°C ± 10°C
<b>COOLING FAN</b>	No	Yes	Yes	Yes	Yes	Yes	Yes
<b>OVERLOAD ALARM</b>	> 150W	> 300W	> 960W	> 1500W	> 1500W	> 2640W	> 2500W
<b>OVERLOAD SHUTDOWN</b>	150 ~ 195W	300 ~ 390W	960W ~ 1280W	1500W ~ 1700W	1500W ~ 1800W	2640W ~ 3540W	2660W ~ 2850W
<b>RESET</b>	1 ~ 5 sec	1 ~ 5 sec	1 ~ 5 sec	1 ~ 5 sec	1 ~ 5 sec	1 ~ 5 sec	1 ~ 5 sec
<b>SHORT CIRCUIT PROTECTED</b>	Yes	Yes	Yes	Yes	Yes	Yes	Yes
<b>DIMENSIONS (L X W X H)</b>	230 x 170 x 76mm	300 x 170 x 76mm	390 x 223 x 103mm	420 x 223 x 103mm	374 x 210 x 101mm	480 x 289 x 100mm	495 x 270 x 139mm
<b>NET WEIGHT</b>	1.91Kg	2.35Kg	6.18Kg	6.2Kg	4.5Kg	9.4Kg	10.6Kg
<b>APPROVALS</b>	CE EMC	CE EMC	CE EMC	CE EMC R10	E-Marked EMC R10.06	CE EMC	E-Marked EMC R10.06

	0-857-77 (24V)
	Heavy-duty
<b>OUTPUT POWER</b>	2700W
<b>OUTPUT SURGE (5 SEC)</b>	5400W
<b>AC OUTPUT V</b>	230V
<b>REGULATION</b>	5%
<b>OUTPUT WAVEFORM</b>	Pure sine
<b>DC INPUT V</b>	20-33V
<b>LOW BATTERY ALARM</b>	21V ± 1V
<b>LOW V SHUTDOWN</b>	20V ± 1V
<b>HIGH V SHUTDOWN</b>	32V ± 1V
<b>FREQUENCY ±1%</b>	50Hz
<b>EFFICIENCY</b>	85%
<b>NO-LOAD CURRENT</b>	< 1.5A
<b>OVERTEMP PROTECTION</b>	60°C ± 10°C
<b>COOLING FAN</b>	Yes
<b>OVERLOAD ALARM</b>	> 3240W
<b>OVERLOAD SHUTDOWN</b>	3240W ~ 4320W
<b>RESET</b>	1 ~ 5 sec
<b>SHORT CIRCUIT PROTECTED</b>	Yes
<b>DIMENSIONS (L X W X H)</b>	540 x 289 x 100mm
<b>NET WEIGHT</b>	10.4Kg
<b>APPROVALS</b>	CE EMC

# VOLTAGE CONVERTERS

## 24V TO 12V

A range of 24V to 12V voltage converters featuring silicon encapsulated components in a proven design, for reliability and low quiescent current. Type approved to 72/245/EEC as amended by 95/54/EEC, e11.

### 1.5A CONTINUOUS, 2A INTERMITTENT LOAD



- For radio
- Linear construction

PART NO.	DESCRIPTION	QTY
0-578-00	Non-isolated return switch mode	1

### 5A CONTINUOUS, 7A INTERMITTENT LOAD



- For radios & phones

PART NO.	DESCRIPTION	QTY
0-578-05	Isolated return switch mode	1
0-578-55	40mA output Isolated return switch mode	1

### 10A CONTINUOUS, 15A INTERMITTENT LOAD



- For most applications including heavy-duty communications

PART NO.	DESCRIPTION	QTY
0-578-10	Isolated return switch mode	1

### 22A CONTINUOUS, 28A INTERMITTENT LOAD



- For most applications including heavy-duty communications

PART NO.	DESCRIPTION	QTY
0-578-22	Isolated return switch mode	1

## 12V TO 24V

12V to 24V voltage converter featuring silicon encapsulated components in a proven design, for reliability and low quiescent current. Type approved to 72/245/EEC as amended by 95/54/EEC.

### 10A CONTINUOUS, 15A INTERMITTENT



- Quiescent current consumption 190mA
- L 150 x W 85 x H 38mm

PART NO.	DESCRIPTION	QTY
0-578-20	Non-isolated return switch mode	1



POWER CONVERSION VOLTAGE CONVERTERS 12V TO 24V & 24V TO 12V

## 24V TO 12V

A range of 24 to 12V voltage converters of a reliable established design, featuring the latest technology to give high conversion efficiency, typically greater than 85%, low quiescent current, and excellent reliability. Installed with a single, clip-on bracket. CE, EMC, e11, e13 and ISO approved for automotive applications.

### 3A CONTINUOUS, 6A INTERMITTENT LOAD

- For radios, CD players and mobile telephones



PART NO.	DESCRIPTION	QTY
0-578-03	Non-isolated return switch mode	1

### 6A CONTINUOUS, 10A INTERMITTENT LOAD

- For radio, CD players and mobile telephones



PART NO.	DESCRIPTION	QTY
0-578-06	Non-isolated return switch mode	1
0-578-56	Isolated return version switch mode	1

### 12A CONTINUOUS, 18A INTERMITTENT LOAD

- Switch mode non-isolated return
- For multiple applications or some high power audio systems



PART NO.	DESCRIPTION	QTY
0-578-12	Non-isolated return switch mode	1

### 18A CONTINUOUS, 21A INTERMITTENT LOAD

- For multiple applications or high power audio systems



PART NO.	DESCRIPTION	QTY
0-578-18	Non-isolated return switch mode	1

### 24A CONTINUOUS, 30A INTERMITTENT LOAD

- For high power audio systems and high frequency radio transmission
- Meeting Petroleum Institute recommendations



PART NO.	DESCRIPTION	QTY
0-578-24	Non-isolated return switch mode	1
0-578-74	Isolated return version switch mode	1



@ [WWW.DURITE.CO.UK](http://WWW.DURITE.CO.UK)

+44 (0) 1255 555 200

✉ [SALES@DURITE.CO.UK](mailto:SALES@DURITE.CO.UK)

## VOLTAGE CONVERTERS SPECIFICATIONS

	MODEL 0-578-XX	00	05	55	10	22	20	03	06	12	18	24	56	74
TYPE	LINEAR, NON-ISOLATED RETURN	•												
	SWITCH MODE, ISOLATED RETURN		•	•	•	•							•	•
	SWITCH MODE, NON-ISOLATED RETURN						•	•	•	•	•	•		
LOAD	CONTINUOUS A	1.5	5	5	10	22	10	3	6	12	18	24	6	24
	INTERMITTENT A	2	7	7	15	28	15	6	10	18	21	30	10	30
QUIESCENT CURRENT MILLI-AMPS		6	100	350	100	120	110	15	15	15	15	15	15	15
INPUT VOLTAGE VDC		20-32					10 -15	20-32						
OUTPUT VOLTAGE VDC		½ THE INPUT VOLTAGE					24V ±5%	13.6 VDC +15% -20% REGULATED						
EMC		TYPE APPROVED TO 72/245/EEC AS AMENDED IN 95/94/EC, e11					CE, e11, e13, 2006/96/EC, 2004/108/EC, 93/68/EEC, VIDG5 AES							
PROTECTION	OVERCURRENT	•	•	•	•	•	•	•	•	•	•	•	•	•
	OVERHEAT	•	•	•	•	•	•	•	•	•	•	•	•	•
	OVERVOLTAGE							•	•	•	•	•	•	•
	TRANSIENTS	•	•	•	•	•	•	•	•	•	•	•	•	•
	REVERSE CONNECTION							•	•	•	•	•	•	•
DIMENSIONS	LENGTH (MM)	85	95	95	150	180	150	68	88	126	166	166	126	218
	WIDTH (MM)	100	85	85	85	123	85	87	87	87	87	87	87	87
	HEIGHT (MM)	30	46	46	46	46	38	50	50	50	50	50	50	50
	WEIGHT (G)	220	465	465	726	1240	520	205	260	410	600	600	500	600



**SIGN UP TO DURITE'S E-NEWS FOR THE LATEST PRODUCT,  
INDUSTRY & REGULATORY NEWS. [WWW.DURITE.CO.UK](http://WWW.DURITE.CO.UK)**



# 06

## EQUIPMENT & ACCESSORIES



**VAST RANGE OF  
ACCESSORIES  
COVERING 12V AND  
24V APPLICATIONS.**

<b>SPLIT CHARGING .....</b>	<b>226</b>
<b>POWER PLUGS &amp; SOCKETS.....</b>	<b>230</b>
<b>TRAILER PLUGS.....</b>	<b>233</b>
<b>GAUGES .....</b>	<b>238</b>
<b>RETRACTABLE CABLES.....</b>	<b>243</b>
<b>WIPER BLADES &amp; EQUIPMENT.....</b>	<b>246</b>
<b>HORNS .....</b>	<b>252</b>
<b>FANS .....</b>	<b>254</b>
<b>SPEAKERS .....</b>	<b>255</b>
<b>AERIALS.....</b>	<b>255</b>
<b>OIL &amp; FUEL PUMPS.....</b>	<b>256</b>

# SPLIT CHARGING VOLTAGE SENSITIVE RELAYS

# VOLTAGE SENSITIVE RELAY

PROGRAMMABLE, 12V, 200A

“ 200A smart relay. ”



12V, 200A



Suitable for split charging



9 programmes



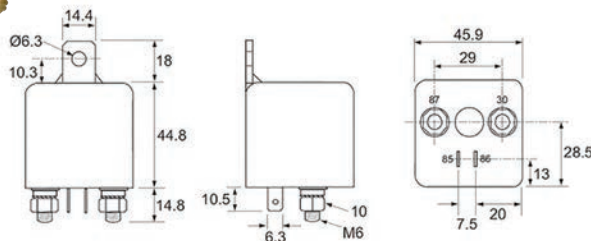
LED programme indication



12V

## SMART CAPABILITIES NOW ALLOW FOR USE WITH THE LATEST RANGE OF VEHICLES FITTED WITH SMART ALTERNATORS AND REGENERATIVE BRAKING SYSTEMS

- 12V, 200A capacity
- Microprocessor control with 9 available programmes
- Manual override function
- Suitable for split charging or battery saving duties
- L 45.9 x W 45.9 x H 77.6mm



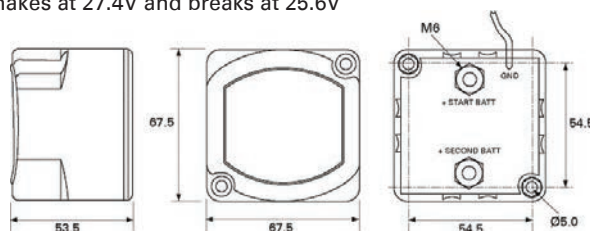
PART NO.	DESCRIPTION	QTY
0-727-43	12V	1

## VOLTAGE SENSITIVE RELAY, 140A WITH RED LED INDICATOR



The Durite Voltage Sensitive relay allows split charging of second battery bank without discharging the primary/start battery. They are available in both 12V and 24V.

- 12V sensitive relay. Relay makes at 13.3V and breaks at 12.65V
- 24V sensitive relay. Relay makes at 27.4V and breaks at 25.6V
- L 68 x W 54 x H 68mm
- CE approved



PART NO.	DESCRIPTION	QTY
0-727-33	12V	1
0-727-83	24V	1

**Additional information:**

A 5 second delay operates when the voltage falls below the cut-out voltage to prevent nuisance cut-out due to high intermittent loads on the battery. Supplied with self tapping screws and ring crimp terminal for ground lead.

ELECTRONIC SPLIT CHARGERS

“  
Designed to work  
with stop-start  
technology.  
”

# UNIVERSAL SPLIT CHARGERS

12VDC TO 12VDC OR 24VDC TO 12VDC, 30A



30A



3 stage micro  
processor



Compatible

**USING INTELLIGENT SOFTWARE TO CONTROL THE MICROPROCESSOR, THE DURITE UNIVERSAL SPLIT CHARGER AUTOMATICALLY CONTROLS THE CHARGING OF A SECONDARY OR AUXILIARY BATTERY.**

- Monitor the voltage and ensure the battery is charged in the most efficient manner once the main battery is fully charged
- Designed to be compatible with EURO6 vehicles and all those fitted with smart alternators
- Supplied with 500mm flying leads
- CE, EMC R10



12VDC to 12VDC or  
24VDC to 12VDC

PART NO.	DESCRIPTION	QTY
0-852-62	12VDC to 12VDC 30A split charger	1
0-852-72	24VDC to 12VDC 30A split charger	1

## 40A DC TO DC BATTERY CHARGER

The Durite DC to DC battery charger has excellent efficiency, is compact & robust. Workable for both 12V and 24V alternators. Suits 12V lead acid batteries and 12V LiFePO4 batteries. Supports solar panel input and has maximum power point tracking (MPPT); allowing solar panels to work at the maximum power point.

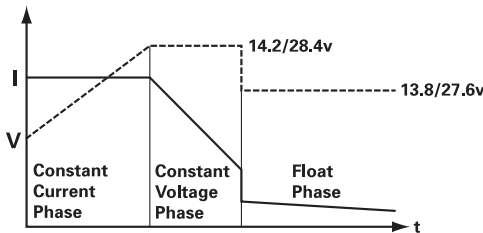
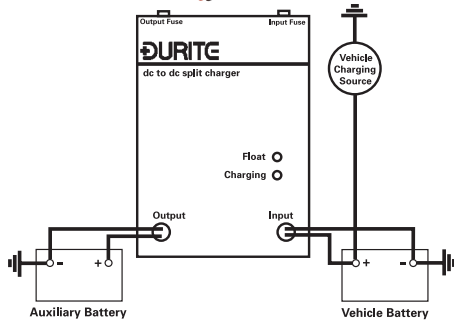
- 40A
- Dual input Solar, STD, AGM, GEL, CAL and LiFePo4
- Protected to IP66
- Over heat, over voltage, under voltage, reverse polarity protection
- Smart alternator compatible
- E-Marked R10 EMC, UKCA, CE approved
- L 188 x W 127 x H 39mm

PART NO.	DESCRIPTION	QTY
0-852-30	DC to DC battery charger	1



EQUIPMENT & ACCESSORIES SPLIT CHARGING ELECTRONIC SPLIT CHARGERS

**ELECTRONIC SPLIT CHARGER**



The Durite electronic split charger uses the latest technology to produce a split charging capability that allows an auxiliary battery system to be independently charged from a vehicle system.

- Microprocessor controlled
- Automatic 3 stage charging: Constant current, constant voltage and float
- Charge status LED indication
- Reverse polarity protection
- Short circuit protection
- Auto cut in and drop out
- Isolates different voltage systems
- Output controlled to maximum current
- Can be permanently connected
- Will not discharge the vehicles batteries

✂ For Euro 6 vehicles see part no. 0-852-62, 0-852-72.

PART NO.	DESCRIPTION	QTY
0-852-50	24VDC to 12VDC 20A split charger	1
0-852-51	12VDC to 24VDC 10A split charger. Will not charge the 24V battery until the 12V batteries are charged or being charged	1
0-852-52	12VDC to 12VDC 20A split charger	1
0-852-53	24VDC to 24VDC 10A split charger	1

**BATTERY ISOLATORS**

**VOLTAGE SENSITIVE BATTERY ISOLATOR RELAY, 12V 150A WITH LED INDICATORS**



**Voltage sensitive battery isolator relay, with LED indicators.** Automatically disconnects non essential loads from the battery to prevent start battery being discharged, can be manually overridden.

- 12V 150A Relay makes at 12.8V and breaks at 11.0V
- Cut-in/out delay - 10 seconds
- 2 x M6 bolts
- L 72 x W 72 x H 36mm
- CE approved

PART NO.	DESCRIPTION	QTY
0-727-35	12V 150A voltage sensitive battery isolator relay	1

EQUIPMENT & ACCESSORIES SPLIT CHARGING BATTERY ISOLATORS

12/24V, SOLID STATE BATTERY GUARD



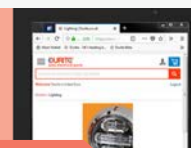
12/24V, solid state battery guard, monitors the battery voltage and disconnect load when the battery voltage reaches a pre-determined level. The voltage level at which the device operates to disconnect or reconnect the load to the battery can be set to one of 10 different programmes by the installer using a simple bridge and integral LED indicator. The unit also has an alarm circuit to power an audio and/or visual indicator to warn of imminent disconnect, allowing the operator 50 secs to rectify the situation before disconnecting. A 10 second delay is built in prior to an alarm, to prevent spurious warnings. The alarm circuit is limited to 500mA maximum, if a higher current is required a relay with a diode must be used, 0-727-14 for 12V and 0-727-26 for 24V.

- Quiescent current is below 10mA for all versions
- Appropriate terminals and insulating covers are provided with each unit
- Protected to IP65
- ECE and CE approved

Pre-programmed voltage settings:

12V		24V	
DISCONNECT	CONNECT	DISCONNECT	CONNECT
10.5V	12.0V	21.0V	24.0V
10.0V	11.5V	20.0V	23.0V
9.5V	11.5V	19.0V	23.0V
11.0V	13.5V	22.5V	26.5V
11.5V	13.5V	23.0V	27.5V
10.5V	12.5V	21.0V	25.0V
11.5V	12.5V	23.0V	25.5V
11.0V	12.5V	23.5V	25.5V
12.0V	13.0V	24.0V	26.0V
10.0V	13.0V	20.0V	26.5V

PART NO.	DESCRIPTION	QTY
0-852-02	20A in-line version, L 155 x W 30 x H 15mm	1
0-852-04	40A version, with provision for external on/off switch L 76 x W 78 x H 33mm	1
0-852-10	100A version with provision for external on/off switch and override switch L 124 x W 97 x H 51mm	1
0-852-20	200A version, with provision for external on/off switch L 127 x w 97 x h 51mm	1



FOR MORE INFO, VISIT [WWW.DURITE.CO.UK](http://WWW.DURITE.CO.UK) OR CONTACT [INFO@DURITE.CO.UK](mailto:INFO@DURITE.CO.UK)

# PLUGS & SOCKETS

## POWER PLUGS

### USB & TYPE C PORT



- 12/24V
- USB QC 3.0, 5V-3A
- USB type C 5V, 3.1A

PART NO.	QTY
0-601-14	1

### USB PORT & DOUBLE ADAPTOR



- 12V
- 4 LED supply voltage indication
- Internal 10A fuse

PART NO.	QTY
0-601-92	1

### 12V PLUG - DOUBLE ADAPTOR



- Plug supplying a double socket
- 10A maximum at 12V

PART NO.	QTY
0-601-90	1

### DIN PLUG/ANGLED DIN PLUG



- 16A maximum



PART NO.	DESCRIPTION	QTY
0-601-26	DIN plug	1
0-601-27	Angled DIN plug	1

### PLUG WITH GREEN LED INDICATOR



- Fits most cigarette lighter sockets with red adapter, or DIN socket with the red adapter removed
- Internal 8A fuse

PART NO.	QTY
0-601-16	1



### TRAILER PLUGS & SOCKETS

See pages 233-237.

### RETRACTABLE CABLE - 1 PLUG



- Rated at 5A, 12V for continuous use
- 2.45m

PART NO.	QTY
0-601-50	1

### RETRACTABLE CABLE - PLUG & SOCKET



- Rated at 5A, 12V for continuous use
- 2.45m

PART NO.	QTY
0-601-55	1



EQUIPMENT & ACCESSORIES CIGARETTE LIGHTERS POWER SOCKETS & ACCESSORIES

POWER SOCKETS

VOLTMETER ILLUMINATED, 28MM

- Voltmeter
- LCD Display
- Fits 28mm panel socket



PART NO.	DESCRIPTION	QTY
0-534-10	Single 6-30V	1
0-534-05	Dual 12/24/48V	1

USB PORT FOR PANEL MOUNT

- 12/24V
- Voltmeter
- 3.0 USB
- 1x 3.0A QC port and 1x C type charge port
- Black ABS plastic
- For 29.2mm diameter panel hole



PART NO.	QTY
0-534-15	1

USB PORT SOCKET 12/24V

- Two USB ports, output 5V 3.1ADC total
- Black ABS plastic
- For 28mm diameter panel hole



PART NO.	QTY
0-601-08	1

USB PORT SOCKET

- 12/24V
- 3.1A 5V USB socket
- Black ABS plastic
- 2 x 6.3mm male blade terminals



**Compatible with LED Modular Rocker Switches on page 128.**

PART NO.	QTY
0-790-00	1

12V POWER SOCKET

- 36.5mm diameter
- For 28mm diameter panel hole



PART NO.	QTY
0-601-07	1

20A POWER SOCKET

- For 28mm panel hole
- 20A maximum



PART NO.	QTY
0-601-01	1

POWER SOCKET WITH BRACKET

- Power socket with cover and bracket
- 100mm flying leads
- 15A maximum



PART NO.	QTY
0-601-11	1

10A POWER SOCKET

- Power socket with cover
- For 28mm panel hole
- 100mm flying leads
- 10A maximum



PART NO.	QTY
0-601-03	1

12V CIGARETTE SOCKET

- For 28mm diameter panel hole
- 36.6mm diameter
- Black cover



PART NO.	QTY
0-601-09	1

SPRING LOADED CAP DIN SOCKET

- For 18mm diameter panel hole
- 16A maximum
- ISO 4165



PART NO.	QTY
0-601-29	1

DIN SOCKET

- For 18mm diameter panel hole
- 16A maximum
- ISO 4165



PART NO.	QTY
0-601-19	1

EQUIPMENT & ACCESSORIES PLUGS & SOCKETS POWER SOCKETS & ACCESSORIES

THREE DIN SOCKET PANEL



Three DIN sockets on a panel for dashboard installation into a panel hole 70 x 20mm.

- Supplied with fixing screws
- 16A maximum
- ISO 4165

PART NO.	QTY
0-601-54	1

SURFACE MOUNTING DIN SOCKET



- Supplied with two fixing screws
- 16A maximum
- ISO 4165

PART NO.	QTY
0-601-69	1

ACCESSORIES

RETRACTABLE CABLE



- 2.45 metres working length
- 2 x 24/0.20mm
- PVC insulated
- Sheathed in black polyethylene
- Rated at 6A, 12V for continuous use

PART NO.	QTY
0-601-06	1

ACCESSORY POWER SOCKET



- Accessory power socket with cigarette lighter socket
- 250mm cable and crocodile clips
- Rated at 5A at 12V for continuous use

PART NO.	QTY
0-601-91	1

**DURITE**

in YouTube f

**WE'RE ON SOCIAL MEDIA  
FOLLOW US  
@DURITELIMITED**

FRONT PANEL, 28MM HOLE



For fitments of 28mm diameter sockets. Panel is placed on top of the socket.

PART NO.	DESCRIPTION	QTY
0-601-51	1-hole panel	1
0-601-57	2-hole panel	1

REAR PANEL, 28MM HOLE



For fitments of 28mm diameter sockets. Panel is placed behind the socket.

PART NO.	DESCRIPTION	QTY
0-601-52	1-hole panel	1
0-601-58	2-hole panel	1

MOUNTING HOUSING, 28MM



For fitments of 28mm diameter sockets.

PART NO.	DESCRIPTION	QTY
0-601-61	1-hole panel	1
0-601-62	2-hole panel	1



**SIGN UP TO DURITE'S E-NEWS FOR THE LATEST PRODUCT,  
INDUSTRY & REGULATORY NEWS. WWW.DURITE.CO.UK**



# TRAILER PLUGS

## 12V PLUGS AND SOCKETS

### ISO1724 7-PIN PLUGS & SOCKETS (12N)

**N type connector:**

Regular connector which supplies all trailer & caravan road lighting from 12V towing vehicle (excluding reverse).

- Complies with ISO1724
- Lighting connections between traction vehicle and trailer

Socket



Plug



METAL		
PART NO.	DESCRIPTION	QTY
0-692-16	7-pin plug	5
5-692-16	7-pin plug	1
0-692-19	Socket with cover	5
5-692-19	Socket with cover	1
0-692-09	Socket with fog lamp cut out	5
5-692-09	Socket with fog lamp cut out	1

PLASTIC		
PART NO.	DESCRIPTION	QTY
0-693-16	7-pin plug	5
5-693-16	7-pin plug	1
0-693-19	Socket with cover	5
5-693-19	Socket with cover	1
0-693-09	Socket with fog lamp cut out	5
5-693-09	Socket with fog lamp cut out	1
0-693-90	Trailing socket	1

### ISO3732 7-PIN PLUGS & SOCKETS (12S)

**S type connector:**

Auxiliary connector which supplies all trailer & caravan power to 12V appliances (fridges, interior lights & charging systems) from towing vehicle.

- Complies with ISO3732
- Electrical connections between traction vehicle and trailer

Metal



METAL		
PART NO.	DESCRIPTION	QTY
0-692-66	7-pin plug	5
5-692-66	7-pin plug	1

PLASTIC		
PART NO.	DESCRIPTION	QTY
0-693-66	7-pin plug	5
5-693-66	7-pin plug	1
0-693-69	Socket with cover	5
5-693-69	Socket with cover	1

Plastic



### 3-PIN PLUG & SOCKET



- Complies with DIN 9680
- Suitable for use on agricultural vehicles

PART NO.	DESCRIPTION	QTY
0-365-16	Non-reversible plug	1
0-365-19	Non-reversible socket	1

### ISO11446 13-PIN PLUGS & SOCKETS

Road lights & auxiliary connector which supplies all power to 12V caravan (charging batteries and road lights).

- Lighting & auxiliary connections between traction vehicle and caravan
- Splash protected to ISO4091
- Complies with ISO11446

PART NO.	DESCRIPTION	QTY
0-695-16	13-pin plug	1
0-695-19	Socket with cover	1
0-695-09	Socket with fog lamp cut out	1
0-695-90	Trailing Socket	1



EQUIPMENT & ACCESSORIES TRAILER PLUGS 12V & 24V PLUGS & SOCKETS

13-PIN ADAPTORS

7-pin socket (12N) to 13-pin plug.

- Splash protected to ISO4091



PART NO.	QTY
0-695-66	1

13-pin socket to 7-pin plug (12N).



PART NO.	QTY
0-695-69	1

13-pin plug to 2 x 7-pin sockets (12N + 12S), 400mm cable.



PART NO.	QTY
0-695-67	1

24V PLUGS AND SOCKETS

ISO1185 7-PIN PLUGS & SOCKETS (24N)

**N type connector:**  
Regular connector which supplies all trailer road lighting from 24V towing vehicle (excluding reverse).

- Complies with ISO1185
- Lighting connections between traction vehicle and trailer



Clang Metal

PART NO.	DESCRIPTION	QTY
0-477-16	Plug with cover	1
0-477-19	Socket	1



Alloy

PART NO.	DESCRIPTION	QTY
0-477-86	Plug with cover	1
0-477-89	Socket	1



Plastic

PART NO.	DESCRIPTION	QTY
0-477-26	Plug with cover	1
0-477-29	Socket	1

ISO3731 7-PIN PLUGS & SOCKETS (24S)

**S type connector:**  
Auxiliary connector which supplies all 24V trailer power to appliances & charging systems from towing vehicle.

- Complies with ISO3731
- Electrical connections between traction vehicle and trailer



Clang Metal

PART NO.	DESCRIPTION	QTY
0-477-66	Plug with cover	1
0-477-69	Socket	1



Alloy

PART NO.	DESCRIPTION	QTY
0-477-96	Plug with cover	1
0-477-99	Socket	1



Plastic

PART NO.	DESCRIPTION	QTY
0-477-76	Plug with cover	1
0-477-79	Socket	1

SINGLE PIN 24V PLUGS & SOCKETS

**Clang single pin plugs and sockets.**  
Rated at 300A continuous for 3 hours or 400A intermittently. Passivated zinc alloy case, silver plated pins and socket tubes.



PART NO.	DESCRIPTION	QTY
0-477-39	Single pin socket	1



PART NO.	DESCRIPTION	QTY
0-477-36	Single pin plug	1



PART NO.	DESCRIPTION	QTY
0-477-56	Single pin plug	1



PART NO.	DESCRIPTION	QTY
0-477-59	Single pin socket	1


EQUIPMENT & ACCESSORIES TRAILER PLUGS 24V PLUGS & SOCKETS

**3-PIN 24V PLUGS AND SOCKETS**

**Clang three pin heavy-duty plug and sockets.**

Passivated zinc alloy case, brass pins and socket tubes. Rated at 25A continuous and 45A intermittently.


PART NO.	DESCRIPTION	QTY
0-477-49	3-pin socket	1
0-477-46	3-pin plug	1



**Clang three pin plug and sockets.**

Nickel plated brass case, self colour pins and socket tubes. Rated at 5A continuous.

PART NO.	DESCRIPTION	QTY
0-473-19	3-pin socket	1
0-473-16	3-pin plug	1




**5-PIN & 7-PIN 24V ABS AND EBS**

**Five or seven pin plugs and sockets for ABS and EBS systems.**

Thermoplastic body, nickel plated brass pins and socket tubes with screw terminals and stainless steel locking clamp. ABS to ISO7638.

PART NO.	DESCRIPTION	QTY
0-478-19	5-pin socket	1
0-478-29	7-pin socket	1
0-478-16	5-pin plug	1
0-478-26	7-pin plug	1




**10-PIN 24V PLUGS AND SOCKETS**

**Clang plugs and sockets for 24V trailers.**

Passivated zinc alloy case, nickel plated brass pins and socket tubes.

PART NO.	DESCRIPTION	QTY
0-480-19	10-pin socket	1
0-480-16	10-pin plug	1



**7 AND 15-PIN 24V ADAPTERS**

15-pin plug adapter, 15-pin socket to 2 x 7-pin plugs (24N and 24S) to ISO12098. Additional 3 data wires are installed but not connected.

PART NO.	QTY
0-479-67	1




**15-PIN 24V PLUGS AND SOCKETS**

**Fifteen pin plugs and sockets for 24V trailers.**

Thermoplastic body, nickel plated brass pins and socket tubes with screw terminals and stainless steel locking clamp to ISO12098.

PART NO.	DESCRIPTION	QTY
0-479-19	15-pin socket	1
0-479-16	15-pin plug	1




**24V TO 12V ADAPTERS**

**Lighting adaptor.**

- Input 24V 7-pin plug (24N), Output 12V
- Max load 60W

PART NO.	DESCRIPTION	QTY
0-477-07	7-pin (12N) socket output	1
0-477-13	13-pin socket output	1



EQUIPMENT & ACCESSORIES TRAILER PLUGS

## UNIVERSAL PLUGS AND SOCKETS

### IP68 HEAVY-DUTY WATERPROOF PLUGS & SOCKETS 32A

Plug



Trailing socket



Surface mount socket



**Connectors for cables between 7 and 15mm diameter.**  
Polyamide bodies with nickel plated brass contacts for cables between 7 and 15mm diameter.

- Screw terminals
- Rated at 32A at 600V AC or DC
- Supplied with cap

PLUG		
PART NO.	DESCRIPTION	QTY
0-462-26	2-pin	1
0-463-26	3-pin	1
0-464-26	4-pin	1
0-465-26	7-pin, 430V AC or DC	1

TRAILING SOCKET		
PART NO.	DESCRIPTION	QTY
0-462-29	2-pin	1
0-463-29	3-pin	1
0-464-29	4-pin	1
0-465-29	7-pin, 430V AC or DC	1

SURFACE MOUNT SOCKET		
PART NO.	DESCRIPTION	QTY
0-462-79	2-pin	1
0-463-79	3-pin	1
0-464-79	4-pin	1
0-465-79	7-pin, 430V AC or DC	1

### IP68 WATERPROOF PLUGS & SOCKETS 10A

Plug



Trailing socket



Surface mount socket



**Connectors for cables between 6 and 8mm diameter.**  
Glass filled polyamide bodies with nickel plated brass contacts for cables between 6 and 8mm diameter.

- Screw terminals

- Rated at 10A at 250V AC or DC for 2 and 3-pin products, 6A for 4-pin products and 3A for 7-pin products
- Supplied with covers (which doubles as an assembly tool)

PLUG		
PART NO.	DESCRIPTION	QTY
0-462-16	2-pin	1
0-463-16	3-pin	1
0-464-16	4-pin	1
0-465-16	7-pin	1
0-465-99	Cable gland for 7 - 9mm diameter, yellow	10

TRAILING SOCKET		
PART NO.	DESCRIPTION	QTY
0-462-19	2-pin	1
0-463-19	3-pin	1
0-464-19	4-pin	1
0-465-19	7-pin	1
0-465-99	Cable gland for 7 - 9mm diameter, yellow	10

SURFACE MOUNT SOCKET		
PART NO.	DESCRIPTION	QTY
0-462-69	2-pin	1
0-463-69	3-pin	1
0-464-69	4-pin	1
0-465-69	7-pin	1



Durite offers an extensive range of Equipment & Accessories. These include gauges, lighter, DIN, 12V and 24V plugs & sockets, windscreen wiper equipment, fans and horns.

## ACCESSORIES

### BRACKET ASSEMBLIES



Trailer socket bracket with 12V 7-pin socket and 1 metre of 7 core cable.

PART NO.	DESCRIPTION	QTY
0-289-00	Metal socket	1
0-289-01	Plastic socket	1



Trailer socket bracket with 12V 13-pin plastic socket and 1 metre of 13 core cable.

PART NO.	QTY
0-289-53	1



Nuts and bolts for trailer sockets. 2BA x 1.25" round head machine screws and nuts.

PART NO.	QTY
0-590-00	50

### TRAILER SOCKET BRACKETS



16swg galvanised mild steel.

PART NO.	DESCRIPTION	QTY
0-521-00	7-pin single	1
0-521-03	13-pin single	1

### ACCESSORIES FOR 12V RANGE

Caravan socket gasket for 7-pin sockets.

PART NO.	DESCRIPTION	QTY
0-693-99	Caravan 7-pin socket gasket	10
5-693-99	Single unit, as above	1



12V 13-pin Plug Holder/Centraliser. Splash protected to ISO 4091.

PART NO.	QTY
0-695-99	10



Caravan socket gasket for 13-pin sockets. For use with 0-692-09, 0-692-19, 0-695-09, 0-695-16 & 0-695-19.

PART NO.	QTY
0-693-98	10
5-693-98	1



### ACCESSORIES FOR 24V RANGE

PART NO.	DESCRIPTION	QTY
0-525-03	Cover for the rear of the Clang range of metal plugs	10
0-477-03	Cover for the rear of the plastic 24V plugs	10
0-474-00	Parking bracket for trailing plugs or sockets. Passivated steel	1



### CABLE JOINER



PART NO.	DESCRIPTION	QTY
0-463-00	3-pin cable joiner, 16A rating	1
0-465-99	Gland for 7 - 9mm diameter yellow cable	10

# GAUGES

## RANGE 1 - SPORTS / PREMIUM

A range of illuminated 52mm electrical dashboard gauges. Matt black bezels and white figures. Bridge type fitting.

### BATTERY CONDITION VOLTMETER, 90° SWEEP DIAL



PART NO.	DESCRIPTION	QTY
0-523-22	12V voltmeter	1
0-523-72	24V voltmeter, scale 18 - 32V	1

### AMMETER, 90° SWEEP DIAL



PART NO.	DESCRIPTION	QTY
0-523-01	30-0-30A ammeter	1
0-523-51	60-0-60A ammeter	1

### WATER TEMPERATURE GAUGE, 90° SWEEP DIAL



- Supplied with 1/8" NPTF sender

PART NO.	DESCRIPTION	QTY
0-523-23	12V gauge	1
0-523-73	24V gauge	1
0-523-93	Replacement sender	1

### OIL TEMPERATURE GAUGE, 90° SWEEP DIAL



- Supplied with 1/8" NPTF sender

PART NO.	DESCRIPTION	QTY
0-523-15	12V gauge	1
0-523-65	24V gauge	1
0-523-95	Replacement sender	1

### REPLACEMENT ILLUMINATION LAMP

Replacement 12V and 24V illumination lamp for: 0-523-22, 0-523-23, 0-523-15, 0-523-16, 0-523-06, 0-523-72, 0-523-73, 0-523-65 and 0-523-66.

PART NO.	DESCRIPTION	QTY
0-523-92	Replacement 24V illumination lamp	1
0-523-91	Replacement 12V illumination lamp	1

### OIL PRESSURE GAUGE, 90° SWEEP DIAL



- Supplied with 1/8" NPTF sender

PART NO.	DESCRIPTION	QTY
0-523-17	12V gauge	1
0-523-67	24V gauge	1
0-523-89	Replacement sender	1

### FUEL GAUGE, 90° SWEEP DIAL



- Supplied with adjustable sender

PART NO.	DESCRIPTION	QTY
0-523-06	12V gauge	1
0-523-56	24V gauge	1
0-523-96	Replacement sender	1

### 12/24V QUARTZ CLOCK



- Illuminated 52mm electrical dashboard gauge
- Bridge type fitting

PART NO.	DESCRIPTION	QTY
0-523-03	12/24V gauge	1

### 12V TACHOMETER 270° SWEEP DIAL



- 0 to 8,000rpm
- For 4-6-8 cylinder engines with coil ignition, negative earth vehicles

PART NO.	DESCRIPTION	QTY
0-523-20	52mm Ø tachometer	1



EQUIPMENT & ACCESSORIES GAUGES

**RANGE 2 - INDUSTRIAL / TRADITIONAL**

A range of mechanical dashboard gauges for 52mm panel holes. Matt black bezels and white figures on an illuminated matt black background. Bridge type fitting. Supplied with 12 and 24V bulbs.

**OIL PRESSURE GAUGE, 270° SWEEP DIAL**



- Supplied with 1/8" NPTF union and 12' copper capillary

PART NO.	DESCRIPTION	QTY
0-533-16	Oil pressure gauge	1
0-533-98	12' capillary kit	1

**AIR PRESSURE GAUGE, 270° SWEEP DIAL**



- Supplied with 1/8" NPTF union and 12' copper capillary

PART NO.	DESCRIPTION	QTY
0-533-01	Air pressure gauge	1
0-533-98	12' capillary kit	1

**OIL TEMPERATURE GAUGE, 270° SWEEP DIAL**



- Supplied with 5/8" UNF union and 12' capillary

PART NO.	DESCRIPTION	QTY
0-533-15	Oil temperature gauge	1

**WATER TEMPERATURE GAUGE, 270° SWEEP DIAL**



- Supplied with 5/8" UNF union and 12' capillary

PART NO.	DESCRIPTION	QTY
0-533-23	Water temp. gauge	1
0-533-73	As above but 100-280° Fahrenheit	1

**TURBO BOOST GAUGE, 270° SWEEP DIAL**



- Supplied with 5/8" UNF union and 5' of PVC tubing
- Pressure -1 to +1.5 bar

PART NO.	DESCRIPTION	QTY
0-533-02	Turbo boost gauge	1

**TACHOMETER, 270° DIAL**



- For 86mm diameter panel hole
- 12 or 24V
- 270° dial
- Bridge fitting
- Programmable alternator pick-up

PART NO.	DESCRIPTION	QTY
0-523-78	With hour meter. 0 to 4,000 rpm	1
0-523-70	0 to 4,000 rpm	1

**REPLACEMENT ILLUMINATION LAMP**

Replacement 12V and 24V illumination lamp for:  
 0-523-01, 0-523-51, 0-533-16, 0-533-01  
 0-533-15, 0-533-23, 0-533-73, 0-533-02

PART NO.	DESCRIPTION	QTY
0-533-91	Replacement 12V illumination lamp	1
0-533-92	Replacement 24V illumination lamp	1

EQUIPMENT & ACCESSORIES GAUGES

**RECTANGULAR ENGINE HOUR COUNTER**



- For 37 x 24mm rectangular panel hole
- 8 - 32V
- Non-illuminated
- Bridge fitting 70mm deep

PART NO.	QTY
0-523-58	1

**CIRCULAR ENGINE HOUR COUNTER**



- 10 - 80VDC
- Non-illuminated
- Bridge fitting 75mm deep

PART NO.	QTY
0-523-08	1

**DIGITAL LCD ENGINE HOUR COUNTER**



- For 52mm diameter panel hole
- 10 - 36VDC
- Non-illuminated
- Bridge fitting 40mm deep

PART NO.	QTY
0-523-68	1

**RANGE 3 - MARINE / WATERPROOF**

A range of LED backlit, illuminated needle 52mm plastic cased electrical marine gauges. Matt black bezels and dials with white figures. Large screw collar type fitting.

**12/24V 80-0-80A AMMETER, 90° SWEEP DIAL**



- Uses inductive pick up coil

PART NO.	DESCRIPTION	QTY
0-525-01	12/24V sale 80-0-80A	1

**BATTERY CONDITION VOLTMETER, 90° SWEEP DIAL**



PART NO.	DESCRIPTION	QTY
0-525-72	24V, scale 16 - 32V	1

LED illumination in either white or yellow, plastic cased and with stainless steel bezel. Screw collar type fitting. 52mm dashboard fitting. 25mm max panel depth. Supplied with 600mm cable.

**VOLTMETER 90° SWEEP DIAL**



- 16-32V or 8-16V scale

PART NO.	DESCRIPTION	QTY
0-525-42	12V, scale 8-16V	1
0-525-62	24V, scale 16-32V	1

EQUIPMENT & ACCESSORIES GAUGES

**12/24V TACHOMETER 270° SWEEP DIAL**



- For 4-6-8-12 cylinder engines (coil ignition), negative earth vehicles
- With hour counter

PART NO.	DESCRIPTION	QTY
0-525-81	85mm, 0-8000RPM	1

**12/24V TACHOMETER 270° SWEEP DIAL**



- Program via WIFI
- 0-4000RPM or 0-8000RPM

PART NO.	DESCRIPTION	QTY
0-525-30	12/24V 0-4000RPM	1
0-525-40	12/24V 0-8000RPM	1

**WATER TEMPERATURE GAUGE, 90° SWEEP DIAL**



- 12/24V
- Supplied with 1/8" NPT sender
- 40°-120°C

PART NO.	DESCRIPTION	QTY
0-525-43	Water temperature	1
0-525-85	Replacement sender	1

**OIL TEMPERATURE GAUGE, 90° SWEEP DIAL**



- 12/24V
- Supplied with 1/8" NPT sender
- 40°-120°C

PART NO.	DESCRIPTION	QTY
0-525-35	Oil temperature	1
0-525-85	Replacement sender	1

**OIL PRESSURE GAUGE, 90° SWEEP DIAL**



- 12/24V
- Supplied with 1/8" NPT sender
- 0-10 bar

PART NO.	DESCRIPTION	QTY
0-525-36	Oil pressure	1
0-525-86	Replacement sender	1

**FUEL LEVEL GAUGE, 90° SWEEP DIAL**



- 12/24V
- Supplied without pole tank sender

PART NO.	DESCRIPTION	QTY
0-525-26	Fuel level	1

**WATER LEVEL GAUGE, 90° SWEEP DIAL**



- 12/24V
- Supplied without pole tank sender

PART NO.	DESCRIPTION	QTY
0-525-32	Water level	1

**POLE TANK SENDERS**

- Stainless Steel pole tank senders



PART NO.	DEPTH	QTY
0-525-92	250mm	1
0-525-93	290mm	1
0-525-94	350mm	1
0-525-95	500mm	1
0-525-96	600mm	1

## EQUIPMENT &amp; ACCESSORIES GAUGES

## DASHBOARD GAUGES

## 12/24V DUAL BATTERY VOLTAGE MONITOR



Can be set for high and low voltage warning levels on 2 battery circuits, warning is indicated by highlighting the voltage on the display and an integral buzzer can also be enabled. The warning is delayed 5 seconds to prevent spurious warnings. The monitor also has a clock function and automatic sleep functions.

PART NO.	QTY
0-852-00	1

- Panel Mount
- L 56 x W 20 x H 66mm

## 12-72V BATTERY FUEL HOUR METER GAUGE



- LED battery indicator and LCD hour counter
- ø60 x H 49mm

PART NO.	QTY
0-523-18	1

## ACCESSORIES

## SOLID BRASS ADAPTORS FOR GAUGES AND SENDERS



PART NO.	DESCRIPTION	QTY
0-523-98	1/8" NPTF to M14 x 1.5, M16 x 1.5, M18 x 1.5	1
0-523-99	1/8" NPTF to 5/8UNF, 3/8NPTF, 1/8BSP, 1/2NPTF	1
0-533-99	5/8" UNF to M16 x 1.5, M18 x 1.5, 1/2NPTF	1
0-523-97	'T' piece 1/8" NPTF	1

## MATT BLACK STEEL PANELS FOR MOUNTING 52 MM GAUGES



Mounting panels for 52mm premium and traditional gauges.  
NOTE: not for use with marine gauges.

PART NO.	DESCRIPTION	QTY
0-243-01	1 hole	1
0-243-02	2 hole	1
0-243-03	3 hole	1

## GAUGE MOUNTING POD FOR 52MM GAUGES



Mounting pod for 52mm premium and traditional gauges.

Gauge mounting pod for 52mm gauges (except 0-523-08), made of black ABS plastic, designed for on or under dash mounting. Supplied with fixing screws and adhesive pad.

NOTE: not for use with marine gauges.

PART NO.	QTY
0-243-04	1

# RETRACTABLE CABLE

## 3 CORE RETRACTABLE CABLE



- Black hytel sheathed
- 4.5 metre maximum working length
- 350 x 110mm closed coil
- 2 x 250mm plain tails
- 3 x 6.00mm<sup>2</sup> red, black and green rubber insulated cores

PART NO.	QTY
0-777-02	1



- Black rubber sheath
- 3 metre maximum working length
- 500 x 70mm closed coil, with 2 x moulded waterproof 3 pole sockets
- 3 x 6.00mm<sup>2</sup> black, green and red rubber insulated cores

PART NO.	QTY
0-733-10	1



- Black rubber sheathed
- 2 plain 150mm tails
- 3 x 0.75mm<sup>2</sup> blue, brown and green/yellow PVC insulated cores

PART NO.	DESCRIPTION	QTY
0-733-00	6m working length, 1200 x 35mm closed coil	1
0-733-01	3m working length, 600 x 35mm closed coil	1

## 5 CORE RETRACTABLE CABLE



- Black rubber sheathed. Grey (0-715-01)
- 2 plain 150mm tails
- 3 x 0.75mm<sup>2</sup> blue, brown and green/yellow PVC insulated cores

PART NO.	DESCRIPTION	QTY
0-715-00	6m working length, 1200 x 37mm diameter closed coil	1
0-715-01	3m working length, 600 x 37mm diameter closed coil	1

**DURITE**

**LOOKING FOR POWER CABLES?** See pages 155 & 156.

## 7 CORE RETRACTABLE CABLE



- Black hytel sheathed
- 3.3 metre maximum working length
- 220 x 85mm diameter closed coil
- 2 x 230mm plain tails
- 1 x 2.00mm<sup>2</sup> white + 6 x 1.00mm<sup>2</sup> blue, black, yellow, red, green and brown rubber insulated cores

PART NO.	QTY
0-777-00	1



- Black rubber sheathed
- 2 x 230mm plain tails
- 1 x 2.00mm<sup>2</sup> white, + 6 x 1.00mm<sup>2</sup> blue, black, yellow, red, green and brown PVC insulated cores

PART NO.	DESCRIPTION	QTY
0-717-00	6.6m working length, 1080 x 45mm closed coil	1
0-717-01	3m working length, 600 x 35mm closed coil	1

## 7 CORE RETRACTABLE CABLE WITH SOCKETS



- Black rubber sheath
- 3 metre maximum working length
- 450 x 55mm closed coil, with 1 x 230mm plain tail and 1 moulded waterproof socket to ISO1185(24N)
- 1 x 2.00mm<sup>2</sup> white + 6 x 1.00mm<sup>2</sup> black, brown, green, blue, red and yellow PVC insulated cores

PART NO.	DESCRIPTION	QTY
0-717-05	One socket	1
0-717-10	Two sockets	1



- Black hytel sheath
- 3 metre maximum working length
- 200 x 85mm closed coil, with 1 x 230mm plain tail and 2 moulded waterproof sockets to ISO1185(24N)
- 1 x 2.00mm<sup>2</sup> white + 6 x 1.00mm<sup>2</sup> black, brown, green, blue, red and yellow rubber insulated cores

PART NO.	QTY
0-717-11	1



- Black rubber sheath
- 3 metre maximum working length
- 450 x 55mm closed coil, with 2 moulded waterproof socket to ISO3731(24S)
- 1 x 2.00mm<sup>2</sup> white + 6 x 1.00mm<sup>2</sup> black, brown, green, blue, red and yellow PVC insulated cores

PART NO.	QTY
0-717-13	1



- Green hytel sheath
- 3 metre maximum working length
- 200 x 85mm closed coil, with 2 moulded waterproof socket to ISO3731(24S)
- 1 x 2.00mm<sup>2</sup> white + 6 x 1.00mm<sup>2</sup> black, brown, green, blue, red and yellow rubber insulated cores

PART NO.	QTY
0-717-12	1



- Black hytel sheath
- 285 x 90mm closed coil, fitted with 2 x EBS sockets to ISO7638
- 2 x 4mm<sup>2</sup> + 5 x 1.5mm<sup>2</sup> PVC insulated cores

PART NO.	DESCRIPTION	QTY
0-715-13	4.5 metre maximum working length	1
0-715-14	3.5 metre maximum working length	1



- 24V
- "EBS" sockets to ISO7638-1
- 3 and 4m working lengths
- Black TPU outer-sheath
- 5 x 1.00mm<sup>2</sup> + 2 x 2.50mm<sup>2</sup> power cable

PART NO.	DESCRIPTION	QTY
0-715-23	3m with 2 x EBS connectors	1
0-715-24	4m with 2 x EBS connectors	1



- 24V
- 24 "N" TYPE connectors to ISO1185
- 3, 4, 4.5m working lengths
- Black TPU outer-sheath
- 6 x 0.75mm<sup>2</sup> 1 x 1.5mm<sup>2</sup> power cable
- Solid moulded connectors

PART NO.	DESCRIPTION	QTY
0-717-23	3m with 2 x N connectors	1
0-717-25	4.5m with 2 x N connectors	1



- 24V
- 24 "S" TYPE connectors to ISO3731
- 3 and 4m working lengths
- Black TPU outer-sheath
- 6 x 0.75mm<sup>2</sup> 1 x 1.5mm<sup>2</sup> power cable
- Solid moulded connectors

PART NO.	DESCRIPTION	QTY
0-717-33	3m with 2 x S connectors	1

EQUIPMENT & ACCESSORIES RETRACTABLE CABLE

**10 CORE RETRACTABLE CABLE**

- Black hytel sheath
- 3.5 metre maximum working length, 260 x 85mm diameter closed coil, 2 x 230mm plain tails
- 1 x 2.00mm<sup>2</sup> white + 9 x 1.00mm<sup>2</sup> blue, black, yellow, red, green, brown, orange, grey, and pink PVC insulated cores



PART NO.	QTY
0-510-00	1

**15-PIN TO 7-PIN 24V ADAPTOR CABLE**



- 24V
- Water resistant
- 3 or 4m
- Black polyurethane cable

PART NO.	DESCRIPTION	QTY
0-777-23	3 metre 15-Pin to 24N & 24S	1
0-777-24	4 metre 15-Pin to 24N & 24S	1

**15 CORE RETRACTABLE CABLE**



- Black hytel sheath
- 3 metre working length
- 3 x 2.50mm<sup>2</sup> white, orange, white/red, 10 x 1.50mm<sup>2</sup> yellow, green, blue, black, brown, red, pink, grey, white/black, white/blue, 2 x 1.50mm<sup>2</sup> white/green and white/brown twisted pair
- PVC insulated cores

PART NO.	QTY
0-777-15	1



**LOOKING FOR ELECTRIC VEHICLE EXTENSION CABLES?**  
See page 156.

# COMMERCIAL WIPER BLADES

## COMPACT HEAVY-DUTY RANGE

“ Available from 20” up to 40” ”



Robust design



Easy install



Corrosion resistant

### HIGH QUALITY REPLACEMENT COMMERCIAL VEHICLE WIPER BLADES

- ✓ Compact commercial vehicle range
- ✓ Quick and easy installation
- ✓ Stainless steel construction, corrosion resistant & graphite coated
- ✓ Heavy-duty riveted joints for extra strength & reduced noise
- ✓ 100% natural rubber injection moulded to correct length

PART NO.	SIZE	ARM FIXING & FITTING		QTY
0-896-01	20" 510mm	Hook	1	1
0-896-02	22" 550mm	Bolt & Spacer	6	1
0-896-03	24" 600mm	Short Hook	3, 4, 8	1
0-896-04	24" 600mm	Washer Nozzle & Hook	2	1
0-896-05	26" 650mm	Bolt & Spacer	6	1
0-896-06	26" 650mm	Short Hook	3, 4, 8	1
0-896-07	26" 650mm	Hook	9	1
0-896-08	26" 650mm	Washer Nozzle & Hook	2	1
0-896-10	28" 700mm	Short Hook	3, 4, 8	1
0-896-11	28" 700mm	Bolt & Spacer	6	1
0-896-12	28" 700mm	Washer Nozzle & Short Hook	4, 8	1
0-896-13	32" 800mm	Bolt & Spacer	7	1
0-896-14	36" 900mm	Bolt & Spacer	7	1
0-896-15	36" 900mm	Hook	5	1
0-896-16	40" 1000mm	Bolt	7	1
0-896-17	40" 1000mm	Hook	5	1

### FITTINGS GUIDE

- MULTIFIT 9x3mm & 9x4mm Hook Arm
- MULTIFIT 9x3mm & 9x4mm + SPRAY NOZZLE
- 9x4mm Hook 9x4mm Hook Arm
- 12x4mm Hook 12x4mm Hook Arm
- 16x6mm Hook 16x6mm Hook Arm
- 17mm Spacer 13mm & 17mm Saddle
- 22mm, 25mm & 27mm Spacer 22mm, 25mm & 27mm Saddle
- 9x4mm Short Hook 9x4mm Hook Arm
- 14 x 4mm Hook 14 x 4mm Hook Arm



STAND18, wall mounted wiper blades stand. Holds 60 wiper blades.



# WIPER EQUIPMENT

## WINDSCREEN WIPER MOTORS

### SWITCHED, SINGLE SHAFT, SINGLE SPEED

- Switched, single shaft, single speed 40 cycles per minute, without automatic park
- Starting torque 6Nm, running torque 0.9Nm
- M12 shaft and M6 bolt
- Tapered arm fixing to DIN 72783



PART NO.	ANGLE	VOLTS	ARM FIXING	SHAFT LENGTH	QTY
0-862-85	85°	12	A8 x M6	42mm	1
0-862-05	105°	12	A8 x M6	42mm	1
0-863-65	65°	12	A8 x M6	55mm	1
0-863-85	85°	12	A8 x M6	94mm	1
0-863-05	105°	12	A8 x M6	94mm	1
0-883-85	85°	24	A8 x M6	94mm	1

### SWITCHED, TWIN SHAFT, SINGLE SPEED

- Switched, twin shaft, single speed 40 cycles per minute, without automatic park
- Starting torque 12Nm, running torque 1.8Nm
- M12 and M8 shafts with 57mm centres
- Tapered arm fixing to DIN 72783



PART NO.	ANGLE	VOLTS	ARM FIXING	SHAFT LENGTH	QTY
0-864-80	80°	12	A8 x M6 + M8	65mm	1
0-864-95	95°	12	A8 x M6 + M8	65mm	1
0-864-05	105°	12	A8 x M6 + M8	65mm	1
0-884-80	80°	24	A8 x M6 + M8	65mm	1
0-884-95	95°	24	A8 x M6 + M8	65mm	1
0-884-05	105°	24	A8 x M6 + M8	65mm	1

### SWITCHED, TWIN SHAFT, SINGLE SPEED

- Switched, twin shaft, single speed 45 cycles per minute, with right hand automatic park
- Starting torque 10Nm, running torque 1.8Nm
- M12 and M8 shafts with 55 mm centres
- Tapered arm fixing to DIN 72783



PART NO.	ANGLE	VOLTS	ARM FIXING	SHAFT LENGTH	QTY
0-866-80	80°	12	A8 x M6 + M8	58mm	1
0-866-90	90°	12	A8 x M6 + M8	58mm	1
0-886-80	80°	24	A8 x M6 + M8	58mm	1
0-886-10	110°	24	A8 x M6 + M8	58mm	1

### UNSWITCHED, TWIN SHAFT, SINGLE SPEED

- Unswitched slim line, twin shaft, single speed 42 cycles per minute, with automatic park



- Starting torque of 13Nm, running torque 2Nm
- Fitted with thermal cut-out.
- M16 and M8 shaft on 57mm centres.
- Tapered arm fixing to DIN 72783


PART NO.	ANGLE	VOLTS	ARM FIXING	SHAFT LENGTH	QTY
0-865-90	90°	12	A8 x M6 + M8	48mm	1
0-865-10	110°	12	A8 x M6 + M8	48mm	1
0-885-90	90°	24	A8 x M6 + M8	48mm	1
0-885-10	110°	24	A8 x M6 + M8	48mm	1

### UNSWITCHED, TWIN SHAFT, TWO SPEEDS

- Unswitched, twin shaft, two speeds of 32 and 50 cycles per minute, with right hand automatic park

- Starting torque 28Nm, running torque 3.5Nm
- 2 x M20 shafts on 60mm centres
- Tapered arm fixing to DIN 72783

PART NO.	ANGLE	VOLTS	ARM FIXING	SHAFT LENGTH	QTY
0-867-00	60-70-80°	12	2 x A12 x M8	50mm	1
0-867-01	60-70-80°	12	2 x A12 x M8	80mm	1
0-887-00	60-70-80°	24	2 x A12 x M8	50mm	1
0-887-01	60-70-80°	24	2 x A12 x M8	80mm	1



EQUIPMENT & ACCESSORIES WIPER EQUIPMENT

## WIPER ARMS

### SINGLE ADJUSTABLE LENGTH ARM



- Matt black, powder coated steel
- Straight flat 8mm connection to the blade
- For single shaft motors or where a single arm is required on a two shaft motor
- Tapered A8 DIN 72783 shaft connection

PART NO.	LENGTH	BLADE FIXING	SHAFT FIXING	QTY
0-891-00	300 - 400mm	8 x 2.5mm	A8 x M6	1
0-891-01	400 - 500mm	8 x 2.5mm	A8 x M6	1

### PANTOGRAPH, ADJUSTABLE LENGTH ARM



- Matt black, powder coated steel
- Two screw fixing connection to the blade
- For double shaft motors
- Tapered A8 DIN 72783 shaft connection

PART NO.	LENGTH	BLADE FIXING	SHAFT FIXING	QTY
0-892-00	400 - 500mm	2 screws	A8 x M6 + M8	1

### STEEL ARM FOR TWIN SHAFT MOTORS



- Pantograph, matt black powder coated
- Steel arm for twin shaft motors
- 16.5mm pin connection
- Tapered A12 DIN 72783 shaft connections

PART NO.	LENGTH	BLADE FIXING	SHAFT FIXING	QTY
0-893-50	500mm	16.5mm/pin	2 x A12 x M8	1
0-893-60	600mm	16.5mm/pin	2 x A12 x M8	1
0-893-70	700mm	16.5mm/pin	2 x A12 x M8	1
0-893-80	800mm	16.5mm/pin	2 x A12 x M8	1

### SINGLE ARM FLAT BLADES



- Matt black powder coated steel
- For single adjustable arms 0-891-xx and 0-892-00
- Two screw fixing

PART NO.	LENGTH	BLADE FIXING	QTY
0-890-30	300mm	8 x 2.5mm	1
0-890-35	350mm	8 x 2.5mm	1
0-890-40	400mm	8 x 2.5mm	1

### SINGLE OR PANTOGRAPH SPRING BLADES



- Matt black powder coated steel
- For single or pantograph adjustable arms 0-891-xx and 0-892-00
- Two screw fixing

PART NO.	LENGTH	BLADE FIXING	QTY
0-894-30	300mm	8 x 2.5mm	1
0-894-40	400mm	8 x 2.5mm	1
0-894-50	500mm	8 x 2.5mm	1
0-894-60	600mm	8 x 2.5mm	1

### PANTOGRAPH SPRING BLADES



- Matt black powder coated steel
- For pantograph arms 0-893-xx. 16.5mm channel and pin fixing

PART NO.	LENGTH	BLADE FIXING	QTY
0-895-50	500mm	16.5mm + pin	1
0-895-60	600mm	16.5mm + pin	1
0-895-70	700mm	16.5mm + pin	1
0-895-80	800mm	16.5mm + pin	1

EQUIPMENT & ACCESSORIES WIPER EQUIPMENT

WASHER PUMPS

N.B. Must not be run dry

VANE TYPE PUMP



- Universal fixing bracket



PART NO.	DESCRIPTION	QTY
0-593-12	12V Pump	1
0-593-24	24V Pump	1

VANE TYPE PUMP



- Metal fixing bracket
- Replaces Lucas WSB 100



PART NO.	DESCRIPTION	QTY
0-594-15	12V Pump	1
0-594-27	24V Pump	1

VANE TYPE PUMP



- Push fit into bottle
- Replacement for Durite washer bottle pump



PART NO.	DESCRIPTION	QTY
0-593-62	12V Pump	1
0-593-74	24V Pump	1

12V VANE, SINGLE OUTLET



- 12V
- Push fit into bottle
- Land Rover, Rover



PART NO.	DESCRIPTION	QTY
0-594-05	Single outlet pump	1

VANE TYPE, SINGLE OUTLET



- Metal bracket
- Audi, BMW, Mercedes, Porsche, Volkswagen and universal



PART NO.	DESCRIPTION	QTY
0-594-33	12V Pump	1
0-594-45	24V Pump	1

12V VANE, SINGLE OUTLET



- 12V
- Push fit into bottle
- Audi, Ford, Jaguar, Rover, Renault, Vauxhall, Volvo, Volkswagen



PART NO.	DESCRIPTION	QTY
0-594-36	Single outlet pump	1

VANE TYPE SINGLE OUTLET



- Metal bracket
- Fits Mercedes, Scania, Volvo



PART NO.	DESCRIPTION	QTY
0-594-46	24V Pump	1

VANE TYPE, SINGLE OUTLET



- Push fit into bottle
- Fits Saab, Volvo



PART NO.	DESCRIPTION	QTY
0-594-47	24V Pump	1

VANE TYPE PUMP



- Push fit into bottle
- Replaces 90045820, 1450156 for some popular Vauxhall/Opel cars



PART NO.	DESCRIPTION	QTY
0-594-53	12V Pump	1
0-594-59	24V Pump	1

VANE TYPE PUMP



- Push fit into bottle
- Replaces Lucas 6120440, 6156960, 6085824, 8269 for some popular Ford cars



PART NO.	DESCRIPTION	QTY
0-594-54	12V Pump	1
0-594-60	24V Pump	1

12V VANE TYPE PUMP



- 12V
- Push fit into bottle
- Replaces GWW130 for some Austin / Rover cars



PART NO.	DESCRIPTION	QTY
0-594-51	12V Pump	1

**EQUIPMENT & ACCESSORIES WIPER EQUIPMENT WASHER PUMPS**

N.B. Must not be run dry

**24V VANE, SINGLE OUTLET**



- 24V
- Push fit into bottle
- DAF, MAN, Scania, Volvo

PART NO.	DESCRIPTION	QTY
0-594-66	Single outlet pump	1

**24V VANE, DUAL OUTLET**



- 24V
- Push fit into bottle
- DAF, MAN, Scania

PART NO.	DESCRIPTION	QTY
0-594-68	Dual outlet pump	1

**24V VANE, SINGLE OUTLET**



- 24V
- Plastic bracket
- Scania, Volvo and universal

PART NO.	DESCRIPTION	QTY
0-594-69	Single outlet pump	1

**24V VANE, SINGLE OUTLET**



- 24V
- Plastic bracket
- Scania, Volvo and universal

PART NO.	DESCRIPTION	QTY
0-594-70	Single outlet pump	1

**24V VANE, SINGLE OUTLET**



- 24V
- Plastic bracket
- Scania, Volvo and universal

PART NO.	DESCRIPTION	QTY
0-594-71	Single outlet pump	1

**24V VANE, SINGLE OUTLET**



- 24V
- Push fit into bottle
- Scania, Volvo

PART NO.	DESCRIPTION	QTY
0-594-72	Single outlet pump	1

**WINDSCREEN WASHER BOTTLES**

**1.2L PVC WASHER BOTTLE**



- 1.2 litre
- PVC
- Mounting bracket
- L 104 x W 125 x H 195mm

PART NO.	DESCRIPTION	QTY
0-593-00	Bottle, 12V pump	1
0-593-01	Bottle, 24V pump	1

**3.0L PVC WASHER BOTTLE**



- 3.0 litre
- PVC
- L 104 x W 200 x H 195mm
- Single pump

PART NO.	DESCRIPTION	QTY
0-594-00	Bottle, 12V pump	1
0-594-01	Bottle, 24V pump	1

**3.0L TWIN WASHER BOTTLE**



- 3.0 litre
- PVC
- Twin pumps
- L 104 x W 200 x H 195mm

PART NO.	DESCRIPTION	QTY
0-594-02	Bottle, 12V pumps	1
0-594-03	Bottle, 24V pumps	1



Durite offers an extensive range of Equipment & Accessories. These include gauges, lighter, DIN, 12V and 24V plugs & sockets, windscreen wiper equipment, fans and horns.

EQUIPMENT & ACCESSORIES WIPER EQUIPMENT WASHER BOTTLES & COMPONENTS

## WINDSCREEN WASHER COMPONENTS

### LOW PROFILE SINGLE WASHER JET

- Low profile single, adjustable washer jet
- For 4mm windscreen washer tubing
- Through panel fitting by a back nut



PART NO.	DESCRIPTION	QTY
0-593-54	Washer jet	1

### TWIN, ADJUSTABLE WASHER JET

- Twin, individually adjustable, washer jet
- For 4mm windscreen washer tubing
- Through panel fitting by a back nut



PART NO.	DESCRIPTION	QTY
0-593-56	Washer jet	1

### LOW PROFILE TWIN WASHER JET

- Low profile twin, individually adjustable, washer jet
- For 4mm windscreen washer tubing
- Through panel fitting by a back nut



PART NO.	DESCRIPTION	QTY
0-593-53	Washer jet	1

### TALL TWIN WASHER JET

- Tall twin, individually adjustable, washer jet
- For 4mm windscreen washer tubing
- Through panel fitting by a back nut



PART NO.	DESCRIPTION	QTY
0-593-51	Washer jet	1

### WINDSCREEN WASHER NOZZLE

- Fitting 8mm windscreen wiper arms
- Windscreen washer nozzle with 3 individually adjustable jets
- For 4mm windscreen washer tubing



PART NO.	DESCRIPTION	QTY
0-593-55	Windscreen washer nozzle	1

### BULKHEAD CONNECTOR

- Bulkhead connector for 4mm windscreen washer tubing
- Through panel fitting by a back nut



PART NO.	DESCRIPTION	QTY
0-593-05	Bulkhead connector	1

### PLASTIC CLIP

- Plastic clip for securing 4mm rubber windscreen washer tubing to wiper arm type 0-891-xx and 0-892-xx



PART NO.	DESCRIPTION	QTY
0-593-06	Plastic clip	10

### PLASTIC IN-LINE CONNECTOR

- Plastic in-line connector for 4mm diameter tubing



PART NO.	DESCRIPTION	QTY
0-593-03	In-line connector	10

### PLASTIC T PIECE CONNECTOR

- Plastic T piece connector for 4mm diameter tubing



PART NO.	DESCRIPTION	QTY
0-593-04	T piece connector	10

### PLASTIC IN-LINE NON-RETURN VALVE

- Plastic in-line non-return valve for 4mm diameter tubing



PART NO.	DESCRIPTION	QTY
0-593-07	In-line non-return valve	1

### 4MM DIAMETER PVC TUBING

- PVC
- Black or Clear rubber
- 4mm inside diameter



PART NO.	DESCRIPTION	QTY
0-593-16	Clear tubing	10m
0-593-18	Black tubing	10m
3-593-18	Black tubing	50m

# HORNS

## ELECTRIC HORNS

### DISC HORN



- Disc horn, 2 pole, 114dB(A) at 2m
- Diaphragm type with passivated and painted steel body
- Supplied with mounting strap
- 91mm diameter
- ECE approved

PART NO.	DESCRIPTION	QTY
0-642-16	12V 430Hz high tone	1
0-642-17	12V 340Hz low tone	1
0-642-26	24V 430Hz high tone	1
0-642-27	24V 340Hz low tone	1
0-642-48	48V 430Hz high tone	1

### TRUMPET HORN



- Trumpet horn, 2-pole
- 109dB(A) at 2m
- Black plastic body and red plastic cover
- Supplied with mounting strap
- 83mm diameter

PART NO.	DESCRIPTION	QTY
0-642-31	12V Electric trumpet horn. 500Hz high tone	1
0-642-33	24V version of the above	1
0-642-32	12V Electric trumpet horn. 420Hz low tone	1
0-642-34	24V version of the above	1

### ELECTRONIC DISC HORN



- Disc horn, electronic, contactless 2 pole
- 110dB(A) at 2m
- Diaphragm type
- Passivated steel body
- Supplied with mounting strap
- 90mm diameter
- CE approved

PART NO.	DESCRIPTION	QTY
0-642-30	24-48V 410Hz high tone	1

### COMPACT DISC HORN



- Compact disc horn, 2 pole
- 109dB(A) at 2m
- Diaphragm type
- Painted steel body
- Supplied with mounting strap, 71mm diameter
- ECE approved

PART NO.	DESCRIPTION	QTY
0-642-18	12V 430Hz high tone	1
0-642-19	12V 340Hz low tone	1

### MARINE TRUMPET HORN



- Marine trumpet horn, 2 pole, high tone 109dB(A) and low tone 107dB(A) at 2m
- Diaphragm type with chromium plated brass body and ABS trumpet
- Stainless steel mounting bracket
- Pre-wired
- 110mm diameter
- ECE approved

PART NO.	DESCRIPTION	QTY
0-642-14	12V 475Hz high tone	1
0-642-15	12V 410Hz low tone	1
0-642-24	24V 475Hz high tone	1

EQUIPMENT & ACCESSORIES WIPER EQUIPMENT

**MARINE ELECTRO-MAGNETIC TRUMPET HORNS**

- Marine electro-magnetic trumpet horns 112dB(A).
- Chromium plated brass trumpets
- Stainless steel fittings
- Pre-wired for isolated return
- ECE approved



PART NO.	DESCRIPTION	QTY
0-642-52	12V 390Hz high tone, 430mm long	1
0-642-53	12V 340Hz low tone, 500mm long	1
0-642-66	24V 390Hz high tone, 430mm long	1
0-642-67	24V 340Hz low tone, 500mm long	1

**TWIN ELECTRO-MAGNETIC TRUMPET HORNS**



- Twin electro-magnetic trumpet horns, 113dB(A) at 2m
- Black ABS body and trumpet with steel bracket and red covers
- Pre-wired and supplied with relay
- ECE approved

PART NO.	DESCRIPTION	QTY
0-642-28	24V 340-380 Hz twin tone, 397mm long	1

**AIR HORNS**

**SINGLE COMMERCIAL AIR HORN**

- Single commercial air horn, chromium plated brass trumpet
- Supplied with hand valve/fixings
- ECE approval

Length 770mm  
 Sound level 118dB(A)  
 Frequency 176Hz  
 Pressure 2-10bar

Shorter version  
 Length 700mm  
 Sound level 118dB(A)  
 Frequency 190Hz  
 Pressure 2-10bar




PART NO.	DESCRIPTION	QTY
0-642-65	Commercial air horn	1
0-642-60	Shorter version	1
0-642-51	Dust cover	1

**TWIN COMMERCIAL AIR HORN**

- Twin commercial air horn, chromium plated brass trumpet
- Supplied with hand valve/fixings
- ECE approval

Length 630mm  
 Sound level 116dB(A)  
 Frequency 186/234Hz  
 Pressure 2-10bar

Shorter version  
 Length 440mm  
 Sound level 116dB(A)  
 Frequency 282/321Hz  
 Pressure 2-10bar



PART NO.	DESCRIPTION	QTY
0-642-55	Twin air horn	1
0-642-50	Shorter version	1

EQUIPMENT & ACCESSORIES HORNS ELECTRIC HORNS & AIR HORNS

COMMERCIAL DEEP LOW TONE AIR HORN



- Commercial deep low tone air horn, with moulded black body and trumpet
- Supplied with 24V electric solenoid valve and fixings
- DGM approved

Sound level 118dB(A) at 2m  
 Frequency 400Hz  
 Pressure 2-10bar

PART NO.	DESCRIPTION	QTY
0-642-70	Deep low tone air horn	1

TWIN TONE AIR HORNS



- Twin tone air horns 115dB(A) at 2m
- 750-800Hz
- Compact air compressor
- Relay, air pipe and fixing hardware

PART NO.	DESCRIPTION	QTY
0-642-00	12V Air horn	1
0-642-04	24V Air horn	1

ELECTRIC SOLENOID VALVE



- Electric solenoid valve, for use with commercial air horns
- Suitable for pressures from 2-10bar
- Uses 6mm tubing

PART NO.	DESCRIPTION	QTY
0-642-62	12V	1
0-642-74	24V	1

FANS

POWERFUL OSCILLATING FAN



- A powerful oscillating fan
- Supplied with a multi-angle swivel bracket and dual connection kit comprising, cigarette lighter plug with 1.1 metres of cable and on/off switch with 1.2 metres of cable
- CE approved

PART NO.	DESCRIPTION	QTY
0-210-62	12V, 8" Oscillating fan	1
0-210-74	24V, 8" Oscillating fan	1
0-210-32	12V, 6" Oscillating fan	1
0-210-44	24V, 6" Oscillating fan	1

6" ALL METAL FAN



- A 6" all metal fan, 12V, two speed
- Enclosed metal blades on a multi-angle swivel bracket with on/off switch
- CE approved

PART NO.	DESCRIPTION	QTY
0-210-82	Metal fan	1
0-210-94	24V version	1



# SPEAKERS

## DUALCONE POD LOUDSPEAKER



- 50W, 4Ω dualcone pod loudspeaker
- Suitable for mounting on a rear parcel shelf
- Speaker 100mm diameter
- Case 115 x 115mm

PART NO.	DESCRIPTION	QTY
0-315-53	Pod loudspeaker	1

## DUALCONE DOOR LOUDSPEAKER



- 50W, 4Ω dualcone door loudspeaker with fixing screws
- Speaker 100mm diameter
- Case 108 x 108mm

PART NO.	DESCRIPTION	QTY
0-315-03	Door loudspeaker	2

## INTERFERENCE CAPACITOR



- Interference capacitor rated at 110VDC
- 2.2μF black

PART NO.	DESCRIPTION	QTY
0-646-22	Interference capacitor	1

# AERIALS

## SINGLE SECTION

- Single section, black rubber
  - 90° ball adjustment
- Height .....400 mm  
Cable ..... 1200 mm



PART NO.	DESCRIPTION	QTY
0-735-00	Single section	1

## 3 SECTION, WING MOUNTED

- 3 section, wing mounted
  - Stainless steel spring
  - 90° ball adjustment
- Closed .....550 mm  
Extended..... 1250 mm  
Cable ..... 1300 mm



PART NO.	DESCRIPTION	QTY
0-650-00	3 section	1

## 4 SECTION, LOCKING, WING MOUNTED

- 4 section, locking, wing mounted
  - Fully retractable
- Closed .....25mm  
Extended..... 980 mm  
Cable ..... 1200 mm  
Underhang .....220 mm



PART NO.	DESCRIPTION	QTY
0-737-00	4 section	1

## AERIAL EXTENSION LEAD



PART NO.	DESCRIPTION	QTY
0-526-05	600mm aerial extension lead	1
0-526-00	3000mm aerial extension lead	1

## 12V ELECTRONIC WINDSCREEN



- Includes amplifier

Height 340 mm  
Cable 2000 mm

PART NO.	DESCRIPTION	QTY
0-736-00	Electronic windscreen	1

## OIL & FUEL PUMPS

### DIAPHRAGM PRESSURE FUEL PUMP



- 12V diaphragm pressure fuel pump, electronically switched
- 125 litres per hour
- Pressure 0.30bar
- Suction -0.10bar
- Not suitable for bio-diesel
- ECE approved

PART NO.	DESCRIPTION	QTY
0-673-12	Pressure fuel pump	1
0-673-24	24V version of the above delivering 125 litres per hour	1
0-296-12	12V suction version of the above. 130 litres per hour. Pressure 0.15bar. Suction -0.20bar. ECE approved	1

### SOLENOID VALVE FOR PETROL AND DIESEL



- Anti-theft 12V solenoid valve for petrol and diesel
- Cuts off fuel when not energised
- Bore of 3.5mm, pressure 0-3 bar, flow coefficient of 0.28. 8mm OD
- Protected to IP65

PART NO.	DESCRIPTION	QTY
0-129-12	12V Solenoid valve	1
0-129-62	Large bore version of above with a bore of 6.0mm, flow coefficient of 0.60. 11mm OD	1
0-129-24	24V version of the above	1

### TRANSFER PUMP FOR LUBRICATING OILS



- 12V self-priming up to 1.0m transfer pump for lubricating oils
- Helicoidal bronze gears and nickel-plated brass body
- Stainless steel shaft
- Supplied with 6mm and 8mm flexible suction pipes
- Flow rate from 20 to 60 litres/hr
- Ideal for removing oil from marine and plant engines where the sump is inaccessible

PART NO.	DESCRIPTION	QTY
0-673-65	12V transfer pump	1
0-673-77	24V transfer pump	1
0-673-66	12V version, self-priming up to 1.5m with flow rate from 25 to 75 litres/ per hour	1

### TRANSFER PUMP FOR NON-FLAMMABLE LIQUIDS




- 12V self-priming up to 1.5m transfer pump for non-flammable liquids
- Stainless steel shaft
- 14mm pipes
- Stainless steel inlet filter
- Helicoidal bronze gears and nickel-plated brass body
- Slow rate up to 15 litres/min and pressure up to 2bar, allowing a maximum head of 20 metres

PART NO.	DESCRIPTION	QTY
0-673-63	12V transfer pump	1
0-673-75	24V transfer pump	1
0-673-64	12V version as above with 17mm pipes and flow rate up to 26 litres/min	1
0-673-76	24V version of the above	1

# 07

## RELAYS & FLASHER UNITS



<b>PROGRAMMABLE TIMER RELAYS.....</b>	<b>258</b>
<b>MAKE &amp; BREAK RELAYS .....</b>	<b>259</b>
<b>CHANGE-OVER RELAYS.....</b>	<b>263</b>
<b>AFTERMARKET RANGE OF RELAYS .....</b>	<b>265</b>
<b>FLASHER UNITS .....</b>	<b>267</b>
<b>SOCKETS.....</b>	<b>270</b>
<b>RELAY BOXES.....</b>	<b>270</b>

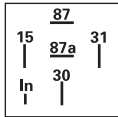
**RENOWNED FOR THEIR  
HIGH PERFORMANCE,  
OVERALL QUALITY  
AND RELIABILITY.**



# RELAYS

## PROGRAMMABLE TIMER RELAYS

### SELECT RELAY TYPE & SPECIFY TIMING



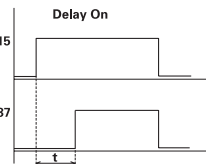
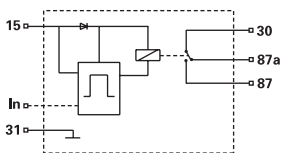
Programmed timer relays, individually programmed 'PIC' controlled timers with five basic functions: Delay on, delay off, pulse, timer off and flip-flop. Available in 12 and 24V versions. Individually programmed for your requirements.

PART NO.	DESCRIPTION
0-740-XX	12V
0-741-XX	24V

SPECIFICATIONS:	12V	24V
VOLTAGE	9 - 16	18 - 32
CURRENT	20/25A	10/15A
TEMPERATURE	-40° to 80°C	-40° to 80°C
PROTECTION	IP54	IP54
DIMENSIONS	L 30 X W 30 X H 40mm	

A list of standard functions and timings are shown below. Please contact our technical department to discuss your requirements. Please note that these relays are programmed to order and are non returnable.

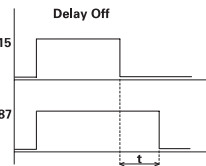
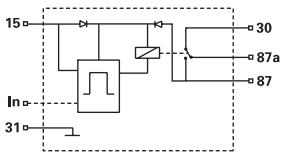
#### DELAY ON TIMER RELAY



"Delay on" timer relay; timing starts at application of input trigger.

Example timings in seconds: 0.1, 0.5, 1.5, 2.0, 3.0, 3.5, 4.0, 5.0, 8.0, 10.0, 15.0, 100, 180, 240, 600, 1200.

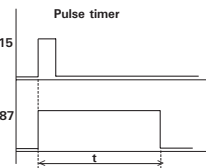
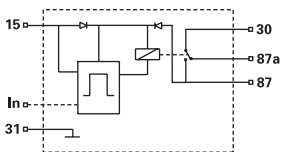
#### DELAY OFF TIMER RELAY



"Delay off" timer relay; timing starts after input trigger is removed.

Example timings in seconds: 0.2, 0.5, 1.0, 2.5, 3.0, 3.5, 5.0, 6.0, 10.0, 15.0, 30.0, 120, 300, 420, 600, 900, 1200, 1500, 1800, 3600, 7200, 14400.

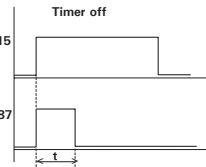
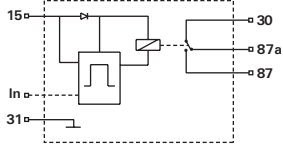
#### PULSE TIMER RELAY



"Pulse timer" relay; pulse input triggers timed output.

Example timings in seconds: 0.6, 0.8, 1.3, 3.0, 3.5, 7.0, 9.0, 10.0, 15.0, 30.0, 60, 120, 420, 600, 1200, 2700, 3600.

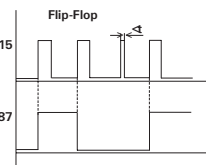
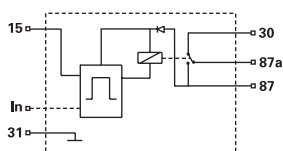
#### TIMER OFF TIMER RELAY



"Timer off" timer relay; input triggers timed output, unless input is removed.

Example timings in seconds: 0.6, 0.8, 1.3, 3.0, 3.5, 7.0, 9.0, 10.0, 15.0, 30.0, 120, 420, 600, 2700.

#### FLIP FLOP TIMER RELAY



"Flip-Flop" timer relay; pulse input triggers output on and off (>100ms).

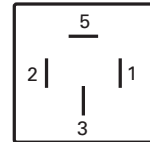
Input can be positive or negative.

## TIMER RELAYS

### INTERIOR LIGHT DELAY

Interior light delay, 12V. Four terminal connections. Gives 10 second delay to interior lights, universal application.

- 1 = door switch
- 2 = + feed
- 3 = - earth
- 5 = - side of lamp

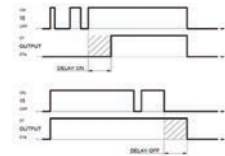
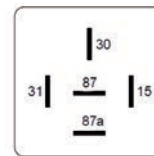


PART NO.	DESCRIPTION	QTY
0-743-12	Interior light delay, 12V	1

### ADJUSTABLE PROGRAMMABLE TIMER RELAY

Relay, adjustable programmable timer. 12V delay on or off 0.5 sec to 360 min.

PART NO.	DESCRIPTION	QTY
0-742-12	12V	1
0-742-24	24V	1

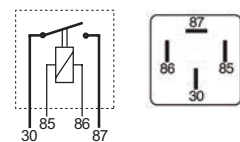


## MAKE & BREAK RELAYS

### MICRO MAKE & BREAK RELAYS

### NORMALLY OPEN (NO) 4 x 6.3MM TERMINALS

DESCRIPTION	PACK 1	PACK 10	PACK 100
	PART NO.	PART NO.	PART NO.
12V, 30A, with bracket	0-727-12	2-727-12	3-727-12
24V, 20A, with bracket	0-727-24	2-727-24	3-727-24



**DURITE PRODUCTS CAN BE USED ON ELECTRIC VEHICLES (EV)**

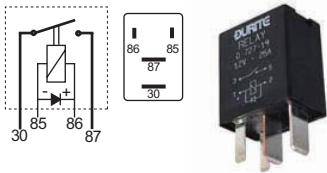
Durite products are of the highest quality, making them perfect for your Electric Vehicles.



Top picks for EVs

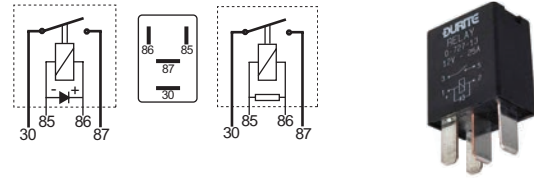
RELAYS & FLASHER UNITS RELAYS MINI MAKE & BREAK RELAYS

2 x 6.3MM & 2 x 2.8MM TERMINALS



PART NO.	DESCRIPTION	QTY
0-727-19	12V, 25A, sealed, with diode	1
0-727-29	24V, 10A, sealed, with diode	1

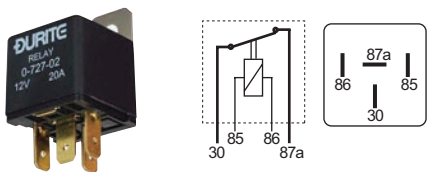
2 x 6.3MM & 2 x 4.8MM TERMINALS



DESCRIPTION	PACK 1	PACK 100
	PART NO.	PART NO.
12V, 25A, sealed, with Diode	0-727-13	3-727-13
24V, 10A, sealed, with Diode	0-727-25	3-727-25
12V, 25A, sealed, with Resistor	0-727-11	-

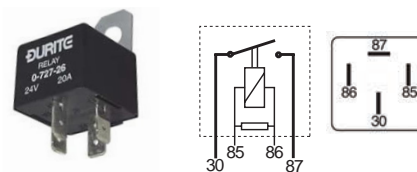
MINI MAKE & BREAK RELAYS

NORMALLY CLOSED (NC) 4 x 6.3MM TERMINALS



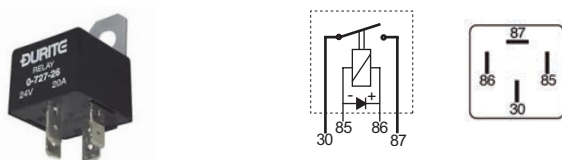
PART NO.	DESCRIPTION	QTY
0-727-02	12V, 20A, with bracket	1

WITH RESISTOR (NO) 4 x 6.3MM TERMINALS



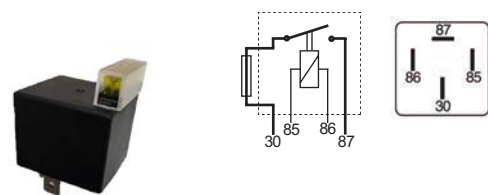
PART NO.	DESCRIPTION	QTY
0-727-15	12V, 30A, sealed with resistor and without bracket	1
0-727-27	24V, 20A, sealed with resistor and without bracket	1

WITH DIODE (NO) 4 x 6.3MM TERMINALS



DESCRIPTION	PACK 1	PACK 10
	PART NO.	PART NO.
12V, 40A, with diode and bracket	0-727-16	2-727-16
24V, 30A, with diode and bracket	0-727-28	-
12V, 30A, with diode and bracket	0-727-14	-
24V, 20A, with diode and bracket	0-727-26	-

4 X 6.3MM FUSED RELAY (NO)



PART NO.	DESCRIPTION	QTY
0-726-13	12V, 20A, with splash proof cover	1
0-726-25	24V, 15A, with splash proof cover	1


RELAYS & FLASHER UNITS RELAYS MINI MAKE & BREAK RELAYS

FUSED (NO) 4 x 6.3MM TERMINALS



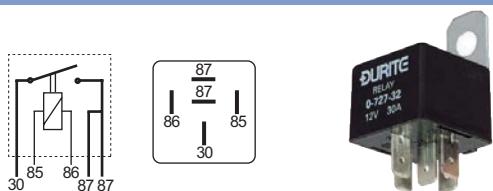
DESCRIPTION	PACK 1	PACK 10
	PART NO.	PART NO.
6V, fused 30A, with bracket	0-726-06	-
12V, fused 20A, with bracket	0-726-12	2-726-12
24V, fused 15A, with bracket	0-726-24	2-726-24

4 x 6.3MM "A" TYPE TERMINALS (NO)




PART NO.	DESCRIPTION	QTY
0-727-62	12V, 30A, with bracket	1
0-727-74	24V, 20A, with bracket	1

TWIN (NO) 5 X 6.3MM TERMINALS



DESCRIPTION	PACK 1	PACK 10
	PART NO.	PART NO.
12V, 40A, with bracket	0-727-32	2-727-32
24V, 20A, with bracket	0-727-44	2-727-44

DOUBLE (NO) 5 X 6.3MM TERMINALS

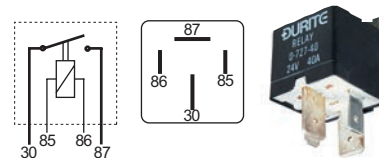


PART NO.	DESCRIPTION	QTY
0-727-22	12V, 2 x 25A, with bracket	1
0-727-34	24V, 2 x 15A, with bracket	1

HEAVY-DUTY, NORMALLY OPEN

2 x 6.3mm and 2 x 9.5mm terminals.

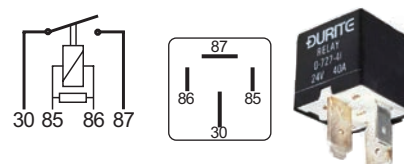
DESCRIPTION	PACK 1	PACK 10	PACK 100
	PART NO.	PART NO.	PART NO.
12V, 70A, with bracket	0-727-70	2-727-70	3-727-70
24V, 40A, with bracket	0-727-40	2-727-40	-
24V, 70A, sealed with bracket	0-727-47	2-727-47	-



HEAVY-DUTY, WITH RESISTOR (NO)

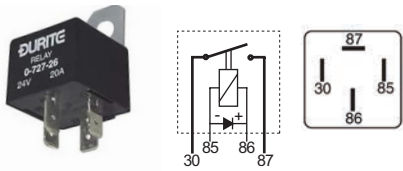
2 x 6.3mm and 2 x 9.5mm terminals.

DESCRIPTION	PACK 1	PACK 10
	PART NO.	PART NO.
12V, 70A, sealed, with resistor, without bracket	0-727-71	2-727-71
12V, 100A, sealed, with resistor, without bracket	0-727-72	-
24V, 40A, sealed, with resistor, without bracket	0-727-41	-
24V, 50A, sealed, with resistor, without bracket	0-727-42	-



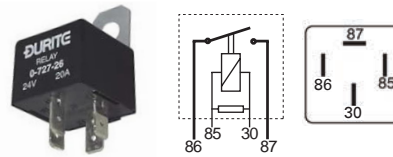
RELAYS & FLASHER UNITS RELAYS MINI MAKE & BREAK RELAYS

4 X 6.3MM "A" TYPE TERMINALS & DIODE (NO)



PART NO.	DESCRIPTION	QTY
0-727-64	12V, 40A, with diode and bracket	1
0-727-76	24V, 30A, with diode and bracket	1

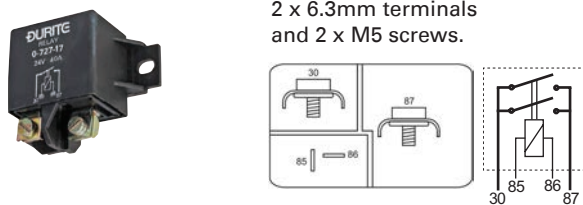
4 X 6.3MM "A" TYPE TERMINALS & RESISTOR



PART NO.	DESCRIPTION	QTY
0-727-63	12V, 30A, sealed, with resistor, without bracket	1

OTHER MAKE & BREAK RELAYS

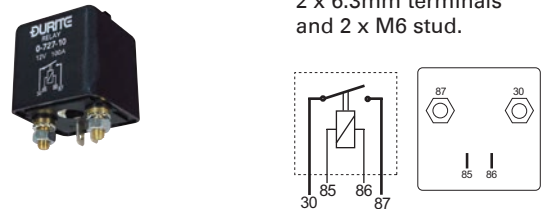
HEAVY-DUTY, NORMALLY OPEN



2 x 6.3mm terminals and 2 x M5 screws.

PART NO.	DESCRIPTION	QTY
0-727-07	12V, 75A, with bracket	1
0-727-17	24V, 50A, with bracket	1

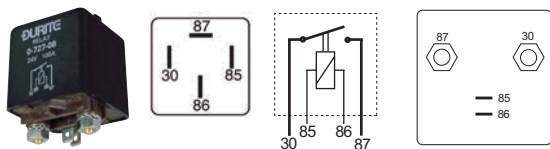
EXTRA HEAVY-DUTY, VERTICAL TERMINALS



2 x 6.3mm terminals and 2 x M6 stud.

PART NO.	DESCRIPTION	QTY
0-727-10	12V, 100A, with bracket	1
0-727-06	24V, 60A, with bracket	1

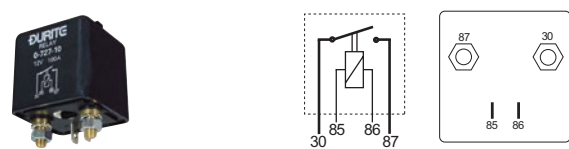
EXTRA HEAVY-DUTY, HORIZONTAL TERMINALS



2 x 6.3mm terminals and 2 x M6 stud.

DESCRIPTION	PACK 1	PACK 50	PACK 100
	PART NO.	PART NO.	PART NO.
12V, 120A, with bracket	0-727-18	2-727-18	3-727-18
12V, 120A, with diode & bracket	-	-	4-727-18
24V, 100A, with bracket	0-727-08	3-727-08	-

12V 200A EXTRA HEAVY-DUTY MAKE/BREAK



2 x 6.3mm terminals and 2 x M6 studs.

PART NO.	DESCRIPTION	QTY
0-727-09	12V, 200A	1

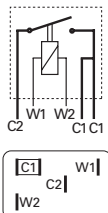


RELAYS & FLASHER UNITS RELAYS CHANGE-OVER RELAYS

6RA TYPE



Lucas replica.



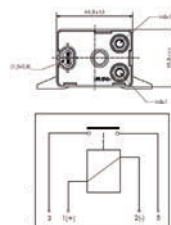
5 x 6.3mm terminals, neoprene sealed. Replace SRB111, 113.

PART NO.	DESCRIPTION	QTY
0-727-20	12V, 30A, with bracket	1

EXTRA HEAVY-DUTY, NORMALLY OPEN



2 x M8 studs. Supplied with connector lead.

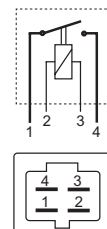


PART NO.	DESCRIPTION	QTY
0-727-68	12V, 200A continuous	1

JAPANESE TYPE (NO)



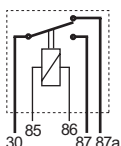
4 x 6.3mm terminals.



PART NO.	DESCRIPTION	QTY
0-727-50	12V, 30A, with bracket	1

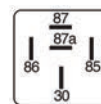
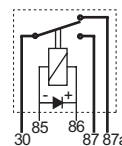
CHANGE-OVER RELAYS  
MINI CHANGE-OVER RELAYS

5 x 6.3MM TERMINALS



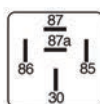
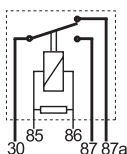
DESCRIPTION	PACK 1	PACK 10	PACK 100
	PART NO.	PART NO.	PART NO.
6V, 30/40A, with bracket	0-728-06	-	-
12V, 20/30A, with bracket	0-728-12	2-728-12	3-728-12
24V, 10/20A, with bracket	0-728-24	2-728-24	3-728-24

WITH DIODE 5 x 6.3MM TERMINALS



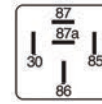
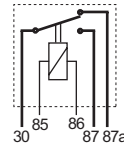
DESCRIPTION	PACK 1	PACK 10	PACK 500
	PART NO.	PART NO.	PART NO.
12V, 30/40A, with diode	0-728-14	2-728-14	4-728-14
24V, 10/20A, with diode	0-728-26	2-728-26	-

WITH RESISTOR 5 x 6.3MM TERMINALS



PART NO.	DESCRIPTION	QTY
0-728-15	12V, 20/30A, sealed with resistor, without bracket	1
2-728-15	12V, 20/30A, sealed with resistor, without bracket	10
3-728-15	12V, 20/30A, sealed with resistor, without bracket	100
0-728-27	24V, 10/20A, sealed with resistor, without bracket	1
2-728-27	24V, 10/20A, sealed with resistor, without bracket	10

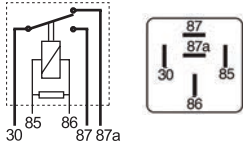
5 x 6.3MM "A" TYPE TERMINALS



PART NO.	DESCRIPTION	QTY
0-728-62	12V, 20/30A, with bracket	1
0-728-74	24V, 10/20A, with bracket	1

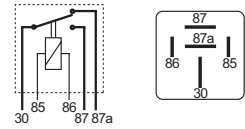
RELAYS & FLASHER UNITS RELAYS CHANGE-OVER RELAYS

5 x 6.3MM "A" TYPE TERMINALS & RESISTOR



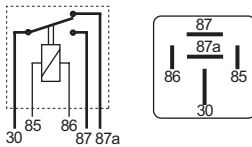
PART NO.	DESCRIPTION	QTY
0-728-63	12V, 20/30A, sealed, with resistor, without bracket	1
0-728-75	24V, 10/20A, sealed, with resistor, without bracket	1

HEAVY-DUTY 2 x 6.3MM & 3 x 9.5MM TERMINALS



PART NO.	DESCRIPTION	QTY
0-728-70	12V, 60/70A, with bracket	1
0-728-40	24V, 30/40A, with bracket	1

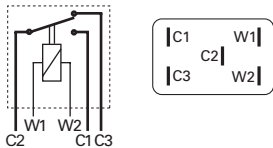
EXTRA HEAVY-DUTY 2 x 6.3MM & 3 x 9.5MM TERMINALS



PART NO.	DESCRIPTION	QTY
0-728-72	12V, 80/100A, sealed, without bracket	1
0-728-42	24V, 40/50A, sealed, without bracket	1

OTHER CHANGE-OVER RELAYS

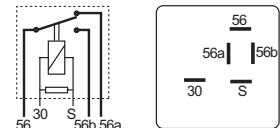
6RA TYPE, 5 x 6.3MM TERMINALS



Neoprene sealed. Replaces SRB131, 143, 146.

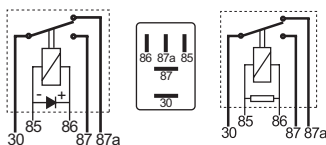
PART NO.	DESCRIPTION	QTY
0-728-20	12V, 20/30A, with bracket	1

LATCHING, 5 x 6.3MM TERMINALS



PART NO.	DESCRIPTION	QTY
0-728-02	12V, 25A, with resistor	1
0-728-04	24V, 12A, with resistor	1

MICRO 3 x 4.8MM & 2 x 6.3MM TERMINALS



DESCRIPTION	PACK 1	PACK 10	PACK 100
	PART NO.	PART NO.	PART NO.
12V, 15/25A sealed, with diode	0-728-13	2-728-13	3-728-13
24V, 10/15A, sealed, with diode	0-728-25	2-728-25	3-728-25
12V, 15/25A, sealed, with resistor	0-728-16	-	-
24V, 10/15A, sealed, with resistor	0-728-23	-	-
12V, 30/40A sealed, with resistor	0-728-10	-	-

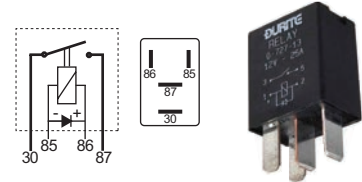
# AFTERMARKET RANGE OF RELAYS

## MICRO MAKE & BREAK

### 30A 12V SEALED WITH DIODE 2 x 6.3MM & 2 x 4.8MM TERMINALS

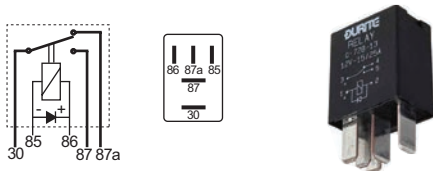
Relay micro make/break 30A 12V sealed with diode.

PART NO.	DESCRIPTION	QTY
0-727-51	12V, 30A, with diode	10
3-727-51	12V, 30A, with diode	100



## MICRO CHANGE-OVER

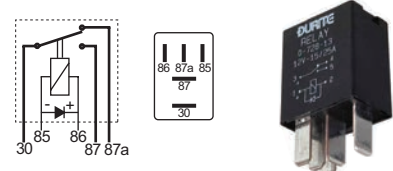
### 20/30A 12V WITH DIODE 2 x 6.3MM & 3 x 4.8MM TERMINALS



Relay micro change-over 20/30A 12V with diode.

PART NO.	DESCRIPTION	QTY
0-728-31	12V, 20/30A, with diode	10
3-728-31	12V, 20/30A, with diode	100

### 10/20A 24V WITH DIODE 2 X 6.3MM & 3 Vx 4.8MM TERMINALS

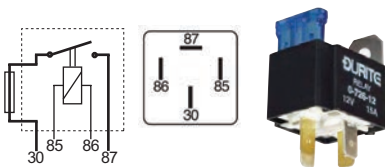


Relay micro change-over 10/20A 24V with diode.

PART NO.	DESCRIPTION	QTY
0-728-30	24V, 10/20A, with diode	10
3-728-30	24V, 10/20A, with diode	100

## MINI MAKE & BREAK

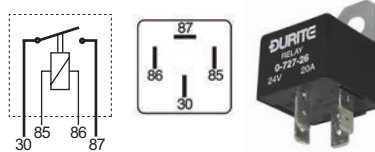
### FUSED 15A 24V 4 X 6.3MM TERMINALS



Relay mini make/break fused 15A 24V.

PART NO.	DESCRIPTION	QTY
0-726-30	24V, 15A, fused	10

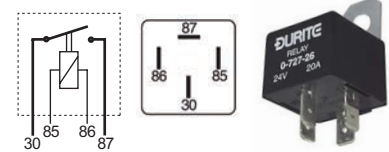
### 20A 24V 4 X 6.3MM TERMINALS



Relay mini make/break 20A 24V.

PART NO.	DESCRIPTION	QTY
0-727-52	24V, 20A	10
3-727-52	24V, 20A	100

### 40A 12V 4 X 6.3MM TERMINALS




Relay mini make/break 40A 12V.

PART NO.	DESCRIPTION	QTY
0-727-53	12V, 40A	10
3-727-53	12V, 40A	100



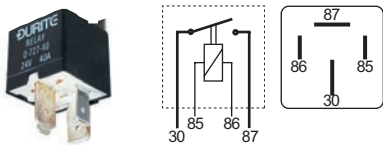
WE'RE ON SOCIAL MEDIA FOLLOW US @DURITELIMITED



RELAYS & FLASHER UNITS RELAYS AFTERMARKET RANGE OF RELAYS

### MINI MAKE & BREAK

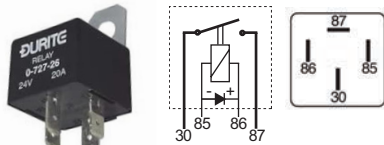
#### 40A 24V 2 X 6.3MM AND 2 X 9.5MM TERMINALS



Relay mini make/break 40A 24V.  
2 x 6.3mm and 2 x 9.5mm terminals.

PART NO.	DESCRIPTION	QTY
0-727-54	24V, 40A	10
3-727-54	24V, 40A	100

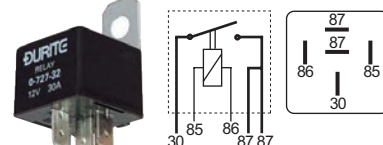
#### 40A 12V WITH DIODE 4 X 6.3MM TERMINALS



Relay mini make/break 40A 12V with diode.

PART NO.	DESCRIPTION	QTY
0-727-55	12V, 40A, with diode	10

#### TWIN 5 X 6.3MM TERMINAL 40A 12V

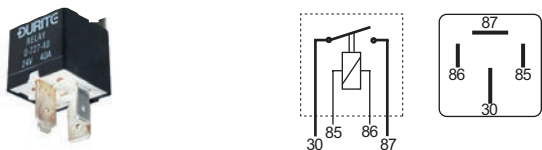


Relay mini make/break twin terminal 40A 12V.

PART NO.	DESCRIPTION	QTY
0-727-56	12V, 40A	10
3-727-56	12V, 40A	100

### MINI HEAVY-DUTY MAKE & BREAK

#### 70A 12V 2 X 6.3MM & 2 X 9.5MM TERMINALS



Relay mini heavy-duty make/break 70A 12V.

PART NO.	DESCRIPTION	QTY
0-727-57	12V, 70A	10
3-727-57	12V, 70A	100

#### SEALED 70A 24V 2 X 6.3MM & 2 X 9.5MM TERMINALS

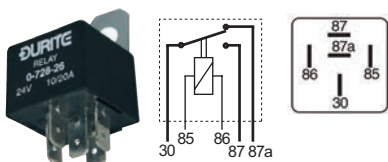


Relay heavy-duty make/break sealed 70A 24V.

PART NO.	DESCRIPTION	QTY
0-727-58	24V, 70A	10
3-727-58	24V, 70A	100

### MINI CHANGE-OVER

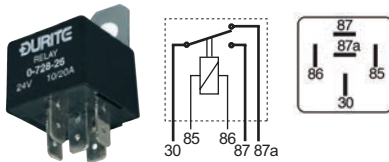
#### 15/20A 24V 5 X 6.3MM TERMINALS



Relay mini change-over 15/20A 24V.

PART NO.	DESCRIPTION	QTY
0-728-32	24V, 15/20A	10
3-728-32	24V, 15/20A	100

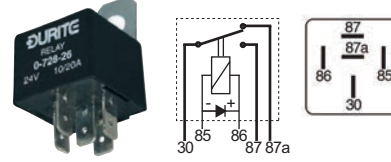
#### 30/40A 12V 5 X 6.3MM TERMINALS



Relay mini change-over 30/40A 12V.

PART NO.	DESCRIPTION	QTY
0-728-33	12V, 30/40A	10
3-728-33	12V, 30/40A	100

#### 30/40A 12V 5 X 6.3MM TERMINALS WITH DIODE



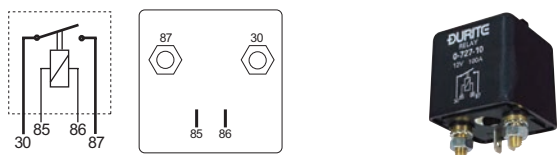
Relay mini change-over 30/40A 12V with diode.

PART NO.	DESCRIPTION	QTY
0-728-34	12V, 30/40A	10
3-728-34	12V, 30/40A	100

RELAYS & FLASHER UNITS RELAYS AFTERMARKET RANGE OF RELAYS

EXTRA HEAVY-DUTY MAKE & BREAK

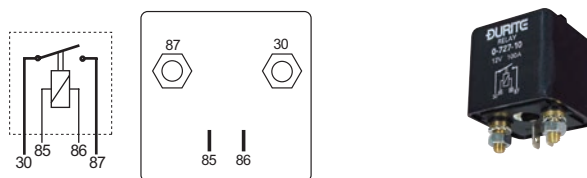
100A 24V



Relay heavy-duty make/break 100A 24V.

PART NO.	DESCRIPTION	QTY
0-727-59	24V, 100A	1

120A 12V



Relay heavy-duty make/break 120A 12V.

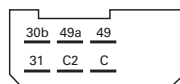
PART NO.	DESCRIPTION	QTY
0-727-60	12V, 120A	1

FLASHER UNITS

UNIVERSAL FLASHER UNITS

Universal pulse generator, 12 or 24V, 1 to 8 x 21W. Negative earth only. There is no bulb failure indication on this unit.

PART NO.	DESCRIPTION	QTY
0-744-00	Universal flasher	1

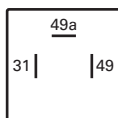


12V FLASHER UNITS



12V 2 x 21 + 5W Popple flasher unit.

PART NO.	DESCRIPTION	QTY
0-606-12	12V, 2 x 21 + 5W	1



12V 2/4 x 21W hazard/flasher unit, low profile case. Negative earth only.

PART NO.	DESCRIPTION	QTY
0-744-22	12V, 2/4 x 21W	1



12V 2/4 x 21W hazard/flasher unit for Rover vehicles. Negative earth only.

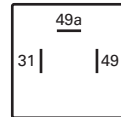
PART NO.	DESCRIPTION	QTY
0-744-13	12V, 2/4 x 21W	1

12V FLASHER UNITS



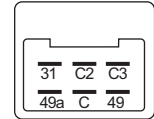
**12V 1-4 x 21W hazard/flasher unit.**  
Negative earth only. There is no bulb failure indication on this unit.

PART NO.	DESCRIPTION	QTY
0-606-11	12V, 1-4 x 21W	1



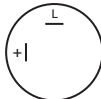
**12V 2/4 x 21W hazard/flasher unit.**  
Negative earth only.

PART NO.	DESCRIPTION	QTY
0-744-12	12V, 2/4 x 21W	1



**12V 2 + 1 + 1/8 x 21W hazard/flasher unit for tractors towing one or two trailers.** Negative earth only.

PART NO.	DESCRIPTION	QTY
0-744-16	12V, 2 + 1 + 1/8 x 21W	1



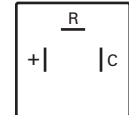
**12V 4 x 21 + 5W Pople hazard unit.**

PART NO.	DESCRIPTION	QTY
0-606-50	12V, 4 x 21 + 5W	1



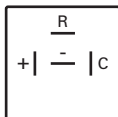
**12V 1-6 x 21W hazard/flasher unit.**  
Negative earth only. There is no bulb failure indication on this unit.

PART NO.	DESCRIPTION	QTY
0-744-11	12V, 1-6 x 21W	1



**12V 2/4 x 21 hazard/flasher unit.**  
Electronic unit replacing hot wire type, without earth.

PART NO.	DESCRIPTION	QTY
0-606-00	12V, 2/4 x 21	1



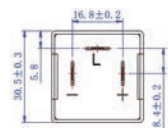
**12V 2/4 x 21W hazard/flasher unit.**  
Negative earth only.

PART NO.	DESCRIPTION	QTY
0-744-38	12V, 2/4 x 21W	1



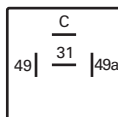
**12V 2 + 1/6 x 21W caravan hazard/flasher unit.** Negative earth only.

PART NO.	DESCRIPTION	QTY
0-744-62	12V, 2 + 1/6 x 21W	1



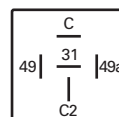
**LED flasher unit 12V 0.02A - 20A.**

PART NO.	DESCRIPTION	QTY
0-744-10	12V, 0.02A-20A	1



**12V 2 + 1/6 x 21W caravan hazard/flasher unit.** Negative earth only. C2 and 31 terminals on top.

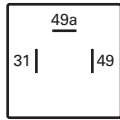
PART NO.	DESCRIPTION	QTY
0-744-37	12V, 2 + 1/6 x 21W	1



**12V 2 + 1/6 x 21W caravan hazard/flasher unit.** Negative earth only.

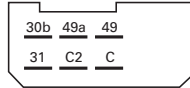
PART NO.	DESCRIPTION	QTY
0-744-36	12V, 2 + 1/6 x 21W	1

## 24V FLASHER UNITS



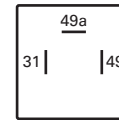
**24V 2/4 x 21W hazard/flasher unit.**  
Negative earth only.

PART NO.	DESCRIPTION	QTY
0-744-24	24V, 2/4 x 21W	1



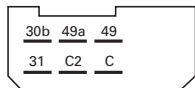
**24V 2+1/6 x 21W hazard/flasher unit.**  
Negative earth only.

PART NO.	DESCRIPTION	QTY
0-744-44	24V, 2+1/6 x 21W	1



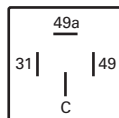
**24V 1-6 x 21W hazard/flasher unit.**  
Negative earth only. There is no bulb failure indication on this unit.

PART NO.	DESCRIPTION	QTY
0-744-23	24V, 1-6 x 21W	1



**24V 3+1/8 x 21W hazard/flasher unit.**  
Negative earth only.

PART NO.	DESCRIPTION	QTY
0-744-54	24V, 3+1/8 x 21W	1



**24V 2/4 x 21W hazard/flasher unit.**  
Negative earth only.

PART NO.	DESCRIPTION	QTY
0-744-25	24V, 2/4 x 21W	1



**24V 2 + 1/6 x 21W hazard/flasher unit.** Negative earth only.

PART NO.	DESCRIPTION	QTY
0-744-26	24V, 2 + 1/6 x 21W	1



Durite offers relays for both 12V and 24V vehicles, including "made-to-order" programmable timer relays. Durite relays are renowned for their high performance, overall quality, reliability and cover over 95% of applications.

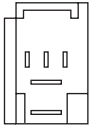


FOR MORE INFO, VISIT [WWW.DURITE.CO.UK](http://WWW.DURITE.CO.UK)  
OR CONTACT [INFO@DURITE.CO.UK](mailto:INFO@DURITE.CO.UK)



# SOCKETS

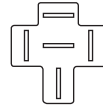
## SOCKETS FOR RELAYS AND FLASHER UNITS



### Bulkhead socket for micro relays.

- Accepts up to 2 x 2.8mm 3 x 4.8mm and 2 x 6.3mm terminals
- Can be gang mounted
- Supplied with locking terminals

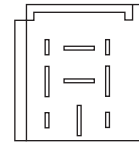
PART NO.	DESCRIPTION	QTY
0-729-03	Bulkhead socket	1
2-729-03	Bulkhead socket	10
3-729-03	Bulkhead socket	100



### Universal flying socket for flasher units and relays.

- Accepts up to 5 x 6.3mm terminals
- Supplied with locking terminals

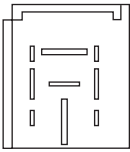
PART NO.	DESCRIPTION	QTY
0-729-02	Universal	1



### Bulkhead socket for flasher units and relays.

- Accepts up to 4 x 2.8mm and 5 x 6.3mm terminals
- Can be gang mounted
- Supplied with locking terminals

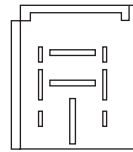
PART NO.	DESCRIPTION	QTY
0-729-00	Bulkhead socket	1
2-729-00	Bulkhead socket	10
3-729-00	Bulkhead socket	100



### Bulkhead socket for controllers, flasher units and relays.

- Accepts up to 4 x 2.8mm, 3 x 6.3mm and 2 x 9.5mm terminals
- Can be gang mounted
- Supplied with locking terminals

PART NO.	DESCRIPTION	QTY
0-729-01	Bulkhead socket	1
3-729-01	Bulkhead socket	100



### Bulkhead socket for controllers and heavy-duty relays.

- Accepts up to 4 x 2.8mm, 2 x 6.3mm and 3 x 9.5mm terminals
- Can be gang mounted
- Supplied with locking terminals

PART NO.	DESCRIPTION	QTY
0-729-04	Bulkhead socket	1
3-729-04	Bulkhead socket	100

# RELAY BOXES

## RELAY HOLDERS

### 4-way mini relay holder.

- Relay box for 4x mini relays
- Supplied with mounting feet, cover and terminals.
- Can be clipped together with fuse box 0-234-66 and relay holder 0-729-06



Q SEE ALSO: Fuse Box 0-234-66 on page 207.

PART NO.	DESCRIPTION	QTY
0-729-05	Mini relay holder	1

### 7-way micro relay holder.

- Relay box for 7x micro relays
- Supplied with mounting feet, cover and terminals.
- Can be clipped together with fuse box 0-234-66 and relay holder 0-729-05



PART NO.	DESCRIPTION	QTY
0-729-06	Micro relay holder	1



# 08

## REPLACEMENT COMPONENTS



**SOLENOIDS.....272**

**UNIVERSAL & STARTER  
SOLENOIDS TO COVER  
YOUR VEHICLE NEEDS.**



# SOLENOIDS

## UNIVERSAL SOLENOIDS

### FOOT OPERATED SOLENOID



Replaces SW-4001, 4005, 4010, 4015, 4201

PART NO.	DESCRIPTION	QTY
0-335-50	Foot operated solenoid	1

### MAKE AND BREAK SOLENOID, 150A



- Rated at 150A continuous for a maximum of 4 hours and 800A for 5 seconds
- M8 and M5 studs
- Protected to IP65
- Splash proof

PART NO.	DESCRIPTION	QTY
0-335-38	12V solenoid	1
0-335-39	24V solenoid	1

### MAKE AND BREAK SOLENOID, 150A & 100A



- Isolated return
- Rated at 150A continuous at 12V
- Rated at 100A at 24V

PART NO.	DESCRIPTION	QTY
0-335-06	12V, rated at 150A	1
0-335-07	24V, rated at 100A	1

### MAKE AND BREAK SOLENOID, 80A & 50A



- Isolated return
- Rated at 80A intermittent at 12V
- Rated at 50A at 24V
- This solenoid is not waterproof

PART NO.	DESCRIPTION	QTY
0-335-46	12V, rated at 80A	1
0-335-47	24V, rated at 50A	1

### CHANGE OVER/REVERSING SOLENOID, 80A & 50A



- Isolated return
- Rated at 80A intermittent at 12V
- Rated at 50A at 24V
- This solenoid is not waterproof

PART NO.	DESCRIPTION	QTY
0-335-56	12V rated at 80A	1
0-335-57	24V rated at 50A	1

### CHANGE OVER/REVERSING SOLENOID, 100A



- Isolated return
- Rated at 100A intermittent at 12V
- M8 studs and 6.3mm blade terminals

PART NO.	DESCRIPTION	QTY
0-335-58	12V	1
0-335-59	24V	1

## STARTER SOLENOIDS

### 12V SOLENOID



Lucas 76411, 76415, 76417, 76425, 76426, 76445, 76450, 76460, 76464, 76465, 76766, 76470, 76471, 76485, 76486, 76703, 76772, 76776, 4ST, SRB325

PART NO.	DESCRIPTION	QTY
0-335-00	12V	1



Lucas 76497, 76770, 76771, 76986 (Cold start)

PART NO.	DESCRIPTION	QTY
0-335-01	12V	1



Lucas 76795, 76789, 4ST, SRB335 (Cold start)

PART NO.	DESCRIPTION	QTY
0-335-02	12V	1

### 24V SOLENOID



Lucas 76735, 76775, 76783, 76788, 76844, SRB322, SRB323, SRB349, SRB350, SRB351

PART NO.	DESCRIPTION	QTY
0-335-08	24V	1

#### Manual button and isolated return



Lucas 76731, SRB319

PART NO.	DESCRIPTION	QTY
0-335-05	12V	1



Lucas 76732, SRB321

PART NO.	DESCRIPTION	QTY
0-335-04	24V	1

# 09

## BATTERY CHARGERS & MAINTENANCE



<b>BOOSTER PACKS</b> .....	<b>274</b>
<b>BATTERY CHARGERS</b> .....	<b>276</b>
<b>BATTERY TESTERS</b> .....	<b>280</b>
<b>BATTERY HYDROMETERS</b> .....	<b>281</b>
<b>BATTERY MAINTENANCE EQUIPMENT</b> .....	<b>282</b>

**BRINGING YOU THE LATEST TECHNOLOGY FOR A LONG & CONSISTENT VEHICLE BATTERY LIFE.**



## LI-POLYMER BOOSTER PACKS

### START VEHICLES UP TO 16 LITRES

Highly portable, small and compact with a self-contained battery booster that can start 12/24V vehicles in seconds.

- Compatible with both petrol and diesel vehicles
- The latest battery technology – Long & consistent battery life
- Digital battery life display so you know how much power is left
- Charge from Mains or 12VDC lighter socket

#### 12/24V LITHIUM POLYMER BATTERY BOOSTER PACK



- Capacity; 42,000mAh
- Start current; 600A, Peak current; 1500A
- Cycle life; 1,000 times
- Dual USB output- 1 x 2.1A, 1 x 1.0A
- 3W LED work light/SOS light
- LCD display with battery state of charge indicator
- L 250 x W 247 x H 95mm



LCD state of charge display

PART NO.	DESCRIPTION	QTY
0-649-40	12/24V booster pack	1
0-649-93	UK charger	1

"Start vehicles up to 16 litres."

#### 12V LITHIUM POLYMER BATTERY MINI BOOSTER PACK



- Capacity; 16,000mAh
- Start current; 1000A, Peak current; 2000A
- Cycle life; 1,000 times
- Dual USB output- 5V/9V/12V and 5V/2.1A
- LED work light/SOS light
- Supplied with smart jump leads USB cable & cigarette lighter plug
- L 195 x W 88 x H 38mm



Smart jump leads

PART NO.	DESCRIPTION	QTY
0-649-28	12V Mini booster pack	1

"Start petrol vehicles up to 7.0L, and diesel vehicles up to 5.0L."

#### 12V LITHIUM POLYMER BATTERY MINI BOOSTER PACK



- Capacity; 8,000mAh / 29.6Wh
- Start current; 200A, Peak current; 400A
- Cycle life; 1,000 times
- Dual USB outputs - 5V 2.1A and 5V 1.0A
- Supplied with smart jump leads, USB cable & cigarette lighter plug
- LED torch/SOS light
- L 165 x W 82 x H 35mm



Smart jump leads

PART NO.	DESCRIPTION	QTY
0-649-22	12V Mini booster pack	1

"Start petrol vehicles up to 4.0L, and diesel vehicles up to 2.4L."

### 12/24V LITHIUM POLYMER BATTERY BOOSTER PACK

- Capacity; 56,000mAh (207.2Wh)
- Start current; 1000A, Peak current; 2000A
- 29V/2A super fast charge
- USB output - 5V 3A, Cigarette socket 12V 10A
- 3W LED work light/SOS light
- L 600 x W 188 x H 148.7mm

**NEW**



Smart jump leads

**"START VEHICLES UP TO 18 LITRES"**

PART NO.	DESCRIPTION	QTY
0-649-50	12/24V booster pack	1

### 12V AUTO STOP COMPRESSOR & BOOSTER PACK

- Capacity; 10,000mAh (37Wh)
- Start current; 400A, Peak current; 800A
- USB 3.0 output - 5V 3A, 9V 2A, 12V 1.5A
- LED work light, SOS light & flash
- Dual LCD display
- Air compressor: 120PSI
- 3 pressure units : PSI, BAR and KG/CM2
- Manual or automatic inflation
- Supplied with smart jump leads, USB cable, 2 nozzle adaptors & 1 sports needle
- L 243.9 x W 67.5 x H 212.9mm



PSI

120PSI



Smart jump leads

"Start petrol vehicles up to 6.0L, & diesel vehicles 2.0-3.0L."

PART NO.	DESCRIPTION	QTY
0-649-45	Booster pack & air compressor	1
0-649-92	USB to USB type C cable	1
0-649-91	Mini smart jump leads	1

### SUPER CAPACITOR

#### 12V SUPER CAPACITOR

The super capacitor **harnesses power** from your weak vehicle battery to **push a large amount of current** back into the battery of your vehicle and start the engine.

- Start current; 400A, Peak current: 800A
- Capacity: 6 x 720F, 6000mAh
- L 250 x W 120 x H 50mm
- 5V 2A USB output
- LCD state of charge and vehicle battery health status
- LED torch/SOS light
- Supplied with jump leads, USB cable & cigarette lighter plug



Intelligent LCD display



720F super capacitor

"Start petrol vehicles up to 6.0L, and diesel vehicles up to 3.0L."

PART NO.	CAPACITY	QTY
0-649-75	6 x 720F super capacitor	1

# BATTERY CHARGERS

## HEAVY-DUTY BOOSTER PACKS

### 12V & 24V AGM BATTERY BOOSTER PACK



**Doubles  
power for  
12V starts**



Heavy-duty booster packs with high-capacity AGM batteries and double pole 12V & 24V switching technology, internal surge and spike suppression and buzzer warning.

- Up to 7000A peak current
- 5A microprocessor controlled multi-stage charger
- High capacity AGM batteries up to 32Ah
- LED voltage indicator
- 8 hours charging time
- Supplied with 2m cable & 500A insulated power clamps
- Power coated steel casing

PART NO.	VOLTAGE	START CURRENT	COLD CRANK	PEAK CURRENT	CAPACITY	WEIGHT	DIMENSIONS	QTY
0-649-42	12V	1,900A	700A	4,400A	2 x 22Ah	26Kg	L 400 X W 210 X D 205mm	1
	24V	950A	350A	2,200A				
0-649-43	12V	1,900A	900A	7,000A	2 x 32Ah	28Kg	L 420 X W 270 X D 25mm	1
	24V	950A	450A	3,500A				

## HEAVY-DUTY WITH START-ASSIST

### 12/24V 30A HEAVY-DUTY BENCH START-ASSIST/CHARGER



- With charge timer for professional use
- 'Automatic' or 'Manual' and 'Hi' or 'Low' charge rate options with 100A 'Start-Assist' and thermal auto-reset overload protection
- Powder coated steel case
- Supplied with crocodile clip and leads

PART NO.	DESCRIPTION	QTY
0-648-30	12/24V, 30A	1
0-648-31	110VAC input	1

### 6/12V 15A BENCH START-ASSIST/CHARGER

Charger starter for 6/12V STD, AGM, GEL, LiFePo4 batteries

- 230VAC Charger (2-15A)
- Starter (75A, 150A Peak)
- Protected to IP20
- Overcharge, short circuit and reverse polarity protection
- CE and UKCA approved



PART NO.	VOLTAGE	CHARGER	START CURRENT	PEAK AMP	QTY
0-648-25	6V	2A	75A	150A	1
	12V	2A/15A			

### 6/12/24V, 60A START-ASSIST/CHARGER

- With charge timer for professional use
- 'Hi', 'Medium' and 'Low' charge rate options with 12V, 175A 'Start Assist', voltmeter, ammeter and thermal auto-reset overload protection
- Powder coated steel case, rubber wheels and chromium plated handle
- Supplied with crocodile clip and leads



PART NO.	DESCRIPTION	QTY
0-648-80	60A	1

### HEAVY-DUTY TROLLEYS

#### 12/24V HEAVY-DUTY SMART TROLLEY CHARGER, 200A 12V STARTER

The heavy-duty smart trolley charger/starter for 12/24V, STD, AGM, and GEL batteries is fully automatic, with a one button operation and can be easily wheeled anywhere.

- Starting current 200A (12V only)
- Input voltage 220-240VAC
- Protected to IP20
- 3 charge settings, rapid, fast & normal
- Protected against overcharge, short circuit and reverse polarity
- Supplied with smart clamp leads
- Handy storage area for small tools
- UKCA, RoHs and CE approved
- L 390 x W 270 x H 800mm
- 16Kg



PART NO.	VOLTAGE	STD	AGM	GEL	RAPID CHARGE	FAST CHARGE	NORMAL CHARGE	QTY
0-648-50	12V	14.4V	14.1V	14.7V	60A	30A	10A	1
	24V	28.8V	28.2V	29.4V	30A	15A	5A	

#### 12/24V HEAVY-DUTY CRANK MASTER TROLLEY STARTER

The heavy-duty crank master starter for 12/24V AGM, GEL, Deep Cycle, WET, MF batteries includes two high quality internal batteries (2 x 45Ah).

- Input 12VDC (2-10A)
- Output 12/24VDC
- 2 x 45Ah AGM internal batteries
- Protected to IP21
- Cable length 1.77m
- Overcharge, short circuit and reverse polarity protection
- L 393 x W 260 x H 884mm
- UKCA, CE Approved
- 38.4Kg



PART NO.	VOLTAGE	START CURRENT	PEAK AMP	QTY
0-649-80	12V	2000A	9000A	1
	24V	1000A	4500A	

# ELECTRIC VEHICLES

## DURITE EV RANGE

“ Quality essentials for your Electric Vehicles ”

### EV TYPE 2 CHARGER WITH UK 3-PIN PLUG



EV only product



Type 2 Charger with UK 3-Pin plug allows you to charge your vehicle anywhere with Mains power. With an adjustable 6-13A output it can be used to charge any electric vehicles with type 2 charging point and Li-ion battery.

- 110-230V AC, 3.6KW
- Rated current 6A, 8A, 10A & 13A
- LED display control box; Temp, charging time, voltage, current & power
- Protected against short circuit, over/under frequency, over current, leakage current, over temp, overload, over/under voltage and offers ground protection
- Control box protected to IP67. Type 2 connector protected to IP54
- 5m cable
- 2.3Kg
- IEC 62752, IEC 61851 UKCA, CE, RoHS, REACH Approved

PART NO.	DESCRIPTION	QTY
0-648-75	EV type 2 charger	1

### SINGLE PHASE EV TYPE 2 EXTENSION CABLE



EV only product



- 5 metre type 2 extension cable
- Single Phase 110-230VAC
- Protected to IP54
- UKCA, CE, RoHS Approved, IEC62196-1 2014, EC62196-2 2017

PART NO.	DESCRIPTION	QTY
0-731-16	16A single phase	1
0-731-32	32A single phase	1

### THREE PHASE EV TYPE 2 EXTENSION CABLE



EV only product



- 5 metre type 2 extension cable
- Three Phase 480VAC
- Protected to IP54
- UKCA, CE, RoHS Approved, IEC62196-1 2014, EC62196-2 2017

PART NO.	DESCRIPTION	QTY
0-731-17	16A three phase	1
0-731-33	32A three phase	1



# BATTERY CHARGERS

## BENCH BATTERY CHARGERS | FIXED OUTPUT

### 6/12V 1A BATTERY CHARGER/MAINTAINER

- Charging 6/12V lead-acid battery only
- Input AC 100V-240V
- Rated current 1A
- Output max 7.2V DC/14.4V DC
- 3 stage charging
- L 125 x 690 x W 720mm
- CE approved



Suitable for  
6 or 12V  
vehicles

PART NO.	DESCRIPTION	QTY
0-647-31	1A	1

### 6/12V 4A OR 6.5A BATTERY CHARGER/MAINTAINER



9 stage  
charging

- 6/12V
- Input AC 100V-240V Lead-Acid battery, AGM and Li-Phosphate battery only
- Rated current 4A or 6.5A
- Protected to IP65
- CE approved

**Li-phosphate charger.**

PART NO.	DESCRIPTION	QTY
0-647-34	4A - L 219 x H 53 x W 90mm	1
0-647-36	6.5A - L 250 x H 65 x W 111mm	1

### 12/24V 12A BATTERY CHARGER/MAINTAINER



Suitable for  
12 or 24V  
vehicles

Charging and maintenance for 12/24V normal lead-acid, maintenance-free lead-acid, AGM, GEL and 12V Li-phosphate battery.

- 12/24V Battery 12A
- Input AC 100V-240V
- 9 stage charging
- L 219 x H 123 x W 199mm
- CE approved

**Li-Phosphate charger.**

PART NO.	DESCRIPTION	QTY
0-647-42	12A	1

### 12V OR 24V AUTOMATIC AUTOMOTIVE BATTERY CHARGER

- For all lead/acid batteries, including sealed for life, gel and maintenance free
- Features: micro chip controlled three stage charging, allowing the charger to be left permanently connected without harming the battery
- On/off switch, detachable wall-mount brackets, supplied with crocodile clips and leads

PART NO.	DESCRIPTION	QTY
0-647-06	12V, 6A	1
0-647-10	12V, 10A	1
0-647-55	24V, 5A	1
0-647-20	12V, 20A, input 100 - 240VAC, 50 - 60Hz	1
0-647-60	24V, 10A, input 100 - 240VAC, 50 - 60Hz	1



Durite Battery Chargers & Maintenance range includes jump packs, smart chargers, our own designed battery hydrometers, voltage & battery testers.

## PLUG TYPE BATTERY CHARGERS & LEAD SET

### AUTOMATIC AUTOMOTIVE BATTERY CHARGERS



- For all lead/acid batteries, including sealed for life, gel and maintenance free
- Features: micro chip controlled three stage charging, allowing the charger to be left permanently connected without harming the battery
- Supplied with crocodile clip and leads
- Input 100-240VAC, 50-60Hz

PART NO.	DESCRIPTION	QTY
0-647-02	12V, 2.7A	1
0-647-04	24V, 1.5A	1

### LEAD SET



- DC cord AWG 20 x 1750mm
- One end with 2-pin plug the other with ring terminals, cigarette lighter/DIN plug or crocodile clips
- Compatible with 0-647-02/03/04, 0-647-06/10/55

🔧 Item shown 0-647-96.

PART NO.	DESCRIPTION	QTY
0-647-96	With 6.00mm ring terminals	1
0-647-97	With cigarette lighter/DIN plug	1
0-647-99	With crocodile clips	1
0-647-98	With 8.00mm ring terminals	1

## BATTERY TESTERS

### ELECTRONIC TESTERS

### DIGITAL BATTERY TESTER

- 12/24V
- Start/charge analyser
- LCD display
- Microprocessor controlled
- Suitable for lead-acid automotive batteries
- Voltage tolerance +/- 3%
- CCA tolerance +/- 5%

Suitable for CCA Capacity:  
SAE 100 to 1700  
DIN 100 to 1000  
IEC 100 to 1000  
EN 100 to 1700



PART NO.	DESCRIPTION	QTY
0-524-74	12/24V	1

### ELECTRONIC BATTERY TESTER



Internal printer

- 12/24V
- Start/charge analyser
- LCD display
- Microprocessor controlled
- Suitable for lead-acid automotive batteries
- Built in 37mm thermal printer
- Voltage tolerance +/- 3%
- CCA tolerance +/- 5%

Suitable for CCA Capacity:  
SAE 100 to 1700  
DIN 100 to 1000  
IEC 100 to 1000  
EN 100 to 1700



PART NO.	DESCRIPTION	QTY
0-524-73	12/24V with internal printer	1
0-524-98	Replacement paper rolls	1



**SIGN UP TO DURITE'S E-NEWS FOR THE LATEST PRODUCT, INDUSTRY & REGULATORY NEWS. WWW.DURITE.CO.UK**



## DISCHARGE TESTERS

### 12V DISCHARGE TESTER FOR LEAD-ACID AUTOMOTIVE BATTERIES

Selectable load setting 125A or 250A, and an automatic 10 second test period indicator.

PART NO.	DESCRIPTION	QTY
0-524-00	25A/250A	1



## BATTERY HYDROMETERS

### POPULAR HYDROMETER

'Popular', designed for the smaller automotive lead acid battery, functioning with less than 10cc of electrolyte.

Ministry ref. 6630.99.957.5058  
 Specific gravity range: 1.150 - 1.350°  
 Accuracy tolerance: ± 0.010° SG

PART NO.	DESCRIPTION	QTY
0-059-00	Hydrometer	1
0-059-02	Bulb	1
0-059-06	Float	1
0-059-10	Jacket	1
0-059-19	Spout	1



### HEAVY-DUTY HYDROMETER


'Heavy-duty', designed for large automotive lead acid batteries.

Specific gravity range: 1.100 - 1.400°  
 Accuracy tolerance: ± 0.010° SG

PART NO.	DESCRIPTION	QTY
0-060-00	Hydrometer	1
0-060-02	Bulb	1
0-060-06	Float	1
0-060-10	Jacket	1
0-060-19	Spout	1



WE'RE ON SOCIAL MEDIA FOLLOW US @DURITELIMITED



# BATTERY MAINTENANCE EQUIPMENT

## BOX, CLAMPS & CARRIERS

### BATTERY BOX



Black PP comes with webbing tie down.

PART NO.		DESCRIPTION	QTY
0-087-40	Small	W 180 x L 275 x H 200mm	1
0-087-45	Large	W 185 x L 325 x H 200mm	1
0-087-55	Extra large	W 230 x L 450 x H 310mm	1

### TWO ARM BATTERY CARRIER



- Acid-resisting Balata belt, 25mm wide
- With quick-fix grips to fit terminal posts
- Hooks for flat battery posts

PART NO.	DESCRIPTION	QTY
0-226-00	Battery carrier	1

### BATTERY HOLD DOWN CLAMP



- Punched angle bracket 380mm and two threaded J bolts
- 300mm with wing nuts
- Tin plated
- Adjusts to fit all popular sizes of battery

PART NO.	DESCRIPTION	QTY
0-087-75	Battery hold down clamp	1

### BATTERY FILLERS, PUMPS & ACCESSORIES

#### STANDARD BATTERY POSTS & TERMINALS BRUSH



Brush for cleaning standard battery posts & terminals.

PART NO.	DESCRIPTION	QTY
0-314-50	Brush	1

#### WIRE BRUSH WITH HARDWOOD HANDLE

3 rows of 35mm long steel bristles.



PART NO.	DESCRIPTION	QTY
0-314-00	Wire brush	1

### AUTOMATIC BATTERY FILLER



- Dispenses distilled water
- Automatically stops when the correct level of electrolyte is reached in each battery cell
- 1 litre capacity

PART NO.	DESCRIPTION	QTY
0-149-50	Battery filler	1

# 10

## WORKSHOP & TEST EQUIPMENT



<b>INSPECTION LAMPS .....</b>	<b>284</b>
<b>WIRING TOOLS .....</b>	<b>288</b>
<b>TEST EQUIPMENT .....</b>	<b>293</b>
<b>SOLDERING .....</b>	<b>295</b>
<b>WORKSHOP POWER.....</b>	<b>297</b>

**TRADITIONAL  
& SPECIALIST WIRING  
TOOLS & WORKSHOP  
LIGHTING.**



# INSPECTION LAMPS

## 1200 LUMENS UNDER BONNET LAMP

**NEW**



**Rechargeable Lightweight 10W COB LED Under Bonnet Lamp with adjustable body and handles, c brightness, hooks, magnets & type-C USB charging port.**

- 10W, 3.7V 4,000mAh Li-ion battery
- 1,200 Lumens; 80-1200LM dimmer switch
- Up to 15 hours work time
- Handles rotate 180°, body rotates 360°
- 2 hooks & magnetic ends
- Protected to IP54
- UKCA, CE & RoHS approved

PART NO.	DESCRIPTION	QTY
0-542-02	Under bonnet lamp	1

## RECHARGEABLE COB LED INSPECTION LAMP WITH AUX TYRE PRESSURE GAUGE

**NEW**



LED IP20 180LM

- 2W, 3.7V, 500mAh Li-ion battery
- Tyre pressure can be read in PSI, BAR, KPA, KG/CM<sup>2</sup>
- 3 light outputs; top, main 50 & 100%
- LCD screen, belt clip and side magnet
- 2 hours run time, fast charge in only 40 minutes
- Protected to IP20
- L 170 x W 20 x D 30mm
- UKCA, CE and RoHS approved

PART NO.	DESCRIPTION	QTY
0-699-90	2W inspection lamp with pressure gauge	1


## 2000 LUMENS HEAVY-DUTY INSPECTION LAMP



LED IP54 2000LM

- 16W, Li-ion 3.7V 5200mAh battery
- COB LED inspection lamp
- Magnetic base/back, hook, 90° fold & 360° twist bottom
- 3 light outputs: top, main 50% & 100%
- 2000 lumens, top light 120 lumens
- Battery state-of-charge indicator
- Plug jack UK charger
- Protected to IP54, IK06
- CE, RoHS approved

PART NO.	DESCRIPTION	QTY
0-699-63	Heavy-duty inspection lamp	1



WORKSHOP TOOLS & TEST EQUIPMENT WORKSHOP TOOLS INSPECTION LAMPS

**DUAL RECHARGEABLE LED INSPECTION LAMP**

LED IP52 1000LM

- 10W, 3.7V 4400mAh Li-ion battery
- Strong magnet & hook
- 120° folding design
- 1000 lumens. Spot light 150 lumens
- 3 light outputs: top, 1 side, both sides
- Battery state-of-charge indicator
- Micro USB charging cable & charger
- Protected to IP52, IK08
- UKCA

PART NO.	DESCRIPTION	QTY
0-699-62	Dual LED Inspection lamp	1
0-699-92	UK charger	1



**WIRELESS CHARGING INSPECTION LAMPS**

LED IP68 500LM

- 5W, 3.7V 2600mAh Li-ion battery
- Strong magnet base & hook
- 120° folding design
- 500 lumens. Spot light 300 lumens
- Dimming function 55-500 lumens
- Battery state-of-charge indicator
- Wireless charging pad
- Protected to IP68, IK09
- UKCA, CE, RoHS approved

PART NO.	DESCRIPTION	QTY
0-699-40	5W Wireless charging inspection lamp	1
0-699-41	3W Wireless charging inspection lamp	1
0-699-91	UK 3-PIN type C wireless charging pad	1



**CORDLESS FOLDABLE BASE INSPECTION LAMP**

LED IP44 300LM

- 3W, 3.7V 1800mAh Li-ion battery
- Magnet & 108° folding base
- 300 lumens. Top light 20 lumens
- 3 lighting settings: top, main 50% & 100%
- Battery state-of-charge indicator
- Micro USB charging cable
- Protected to IP44
- CE, RoHS approved



PART NO.	DESCRIPTION	QTY
0-699-64	COB LED foldable inspection lamp	1

**RECHARGEABLE LED COB INSPECTION LAMP**

LED IP54 600LM

- 7W, 3.7V, 2600mAh Li-ion battery
- Main light 600 lumens. Top light 120 lumens
- 5 Battery state indicator LEDs
- Magnetic 360° swivel base & hook
- Battery lasts up to 16.5 hours, up to 4 hours recharge time
- CE, RoHS approved



PART NO.	DESCRIPTION	QTY
0-699-86	LED lamp	1
0-699-95	Euro plug charger	1

WORKSHOP TOOLS & TEST EQUIPMENT WORKSHOP TOOLS INSPECTION LAMPS

**MINI INSPECTION LAMP**



LED IP20 220LM

- 2W Li-ion 3.7V 2200mAh battery
- COB LED inspection lamp with magnet and hook
- 220 lumens
- USB direct charging
- Protected to IP20
- L 48.6 x W 36.7 x H 160mm
- CE Approved



PART NO.	DESCRIPTION	QTY
0-699-74	Mini inspection lamp	1

**LED RECHARGEABLE 2 MAGNETS & 2 HOOKS LAMP**



LED IP20 300LM

- 3W, Li-ion 3.7V 1800mAh battery
- COB LED inspection lamp with 2 magnets and 2 hooks on back
- 300 lumens
- 2 light output modes: low or high
- USB cable
- Protected to IP20
- L 280 x W 56 x H 35mm
- CE approved



PART NO.	DESCRIPTION	QTY
0-699-68	Rechargeable inspection lamp	1

**LED RECHARGEABLE INSPECTION LAMP WITH TOP LED**



LED IP20 300LM

- 3W Li-ion 3.7V 1800mAh battery
- COB LED inspection lamp with telescopic body, strong magnet and hook
- 300 lumens
- 2 light output modes: low, high
- USB cable
- L 194 x W 43 x H 32mm
- CE approved



PART NO.	DESCRIPTION	QTY
0-699-67	Rechargeable inspection lamp	1

**CORDLESS COB FOLDABLE INSPECTION LAMP**



LED IP54 600LM

- 5W, 3.7V 2600mAh Li-ion battery
- Powerful magnet & swivel
- 120° folding design
- 600 lumens. Top light 120 lumens
- 3 lighting settings: top, main 50% & 100%
- Battery state-of-charge indicator
- USB charging cable & UK plug
- Protected to IP54, IK07
- CE, RoHS approved

PART NO.	DESCRIPTION	QTY
0-699-72	COB LED foldable inspection lamp	1

**LOOKING FOR A MAGNETIC LAMP WITH HANDLE?**  
See page 78.



WORKSHOP TOOLS & TEST EQUIPMENT WORKSHOP TOOLS INSPECTION LAMPS

**RECHARGEABLE LED HEAD TORCH**



**3 light modes**



LED IP54 200LM

- 2W, 3.7V 600mAh Li-ion battery
- COB LED head torch with 10CM smart motion sensor
- Strong belt with non-skid grip
- 200 lumens
- 3 light modes - high, eco and sense
- Full charging time of up to 2.5 hours
- USB cable with 230V UK charger
- Protected to IP54, IK07
- CE, RoHS approved

PART NO.	DESCRIPTION	QTY
0-699-61	2W LED head torch	1

**MOTION SENSOR LED HEAD TORCH**



LED IP54 350LM

- 3W, 3.7V 1200mAh Li-ion battery
- COB LED head torch with motion sensor
- COB 350 or 150 lumens
- Torch 150 or 60 lumens
- Full charging time of up to 2.5 hours
- Protected to IP54
- Up to 8 hours run time
- L 300 x W 32 x H 20mm
- UKCA, CE, RoHS

PART NO.	DESCRIPTION	QTY
0-699-59	3W LED head torch	1



**REQUIRE A COUNTER STAND TO DISPLAY YOUR INSPECTION LAMPS?** Order *STAND17*.



**AIR COMPRESSOR**

**12V PORTABLE TWIN PISTON AIR COMPRESSOR**

- 150 PSI max inflation
- Product size: 20 x 24.5 x 9.5cm
- Max voltage: 13.8V. Max Amperage: 23A
- Output volume: 65L/pm, Inflates ordinary car tyre in 3 minutes (>30 PSI)  
Max duty cycle: 40 minutes
- 2.5m battery cord with clamp
- 2 nozzle adapters and 1 sports needle
- Comes with robust carry case
- 5m PU retractable cable and 25cm rubber hose with pressure gauge



PART NO.	DESCRIPTION	QTY
0-674-00	12V Air compressor	1

# WIRING TOOLS

## TOOL BOX


### DURITE RED TOOL CABINET



- 400 piece auto repair cabinet trolley
- 7 slide open draws with 6 trays of tools
- L 810 x W 490 x H 950mm

PART NO.	DESCRIPTION	QTY
TOOLBOX1	Tool box	1


**NEW**



Tray 1

#### Tray 1 - 98Pcs

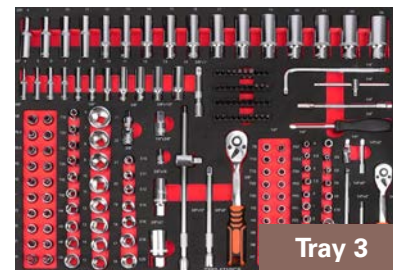
1/2" Dr. Shallow Sockets, 1/2" Dr. Deep Sockets, 1/2" Dr. E Sockets, 1/2" Dr. Bit Sockets, 1/2" Dr. Universal Joint, 3/8" Dr. Spark Plug Socket, 1/2" Dr. Spark Plug Sockets, 1/2" Dr. 3-way Adapter, 1/2" Dr. Extension Bar, 1/2" Dr. Bent Bar, 1/2" Dr. 72 teeth Ratchet Handle, 1/2" Dr. Tyre Socket, 1/2" Dr. Bit Holder, 1/2" Dr. Tools Sockets, Adapter, 1/2" Dr. S2 Bit (8mm x 30mm)



Tray 2

#### Tray 2 - 34Pcs


S2 Allen Key, S2 Tors Allen Key, Auto Electrical Tester, Adjustable Pre-set Torque Wrench, Vernier Caliper, Filter Wrench With 3 Legs, LED Hand lamp, Utility Knife, Wood Handle Hammer, Wood Handle Hammer, Air Gun, Precision Pick and Hook Set, 1/2 Dr. Bit Socket (125mm L, S2, T52)



Tray 3

#### Tray 3 - 168Pcs


3/8" Dr. Shallow Sockets, 3/8" Dr. Deep Sockets, 3/8" Dr. Bit Socket, 3/8" Dr. E Sockets, 3/8" Dr. Extension Bar, 3/8" Dr. 3-ways Adapter, 3/8" Dr. Universal Socket, 3/8" Dr. Adapter, 3/8" Dr. 72teeth Ratchet Handle, 1/4" Dr. Shallow Sockets, 1/4" Dr. Deep Sockets, 1/4" Dr. Bit Sockets, 1/4" Dr. E Socket, 1/4" S2 Bit, 1/4" Dr. Universal Socket, 1/4" Dr. Bit Holder, 1/4" Dr. Bent Bar, 1/4" Dr. Sliding Bar, 1/4" Dr. Extension Bar, 1/4" Dr. Flexible Extension Bar, 1/4" Dr. Spinner Handle, 1/4" Dr. 72 teeth Ratchet Handle



Tray 4

#### Tray 4 - 38Pcs


Combination Spanner, Double Offset Ring Spanner, Double Open-End Spanner, Combination Ratchet Spanner, Flare Nut Wrench, 12" Adjustable Wrench



Tray 5

#### Tray 5 - 25Pcs

Circle Pliers 175mm, 6" Needle Nose Pliers, 6" Diagonal Cutting Pliers, 8" Combination Pliers, 10" Locking Pliers, 8" Slip-Joint Pliers, Break Screw Extractor, Screwdriver With Through Tang, Screwdriver



Tray 6

#### Tray 6 - 37Pcs

20PM Air Coupling, 1/4" Dr. Pneumatic Engraving Grinding Machine, 1/2" Dr. Heavy-Duty Pneumatic Ratchet Wrench, 1/2" Dr. Mini Pneumatic Impact Wrench, 1/2" Dr. Heavy-Duty L-Type Bent Bar, Outer 7-Sided Nut Sleeve, 1/2" Fx3/8" M Heavy-Duty Variable Head, 1/2" Fx3/4" M Heavy-Duty Variable Head, 1/2" Dr. Heavy-Duty Universal Joint, 1/2" Dr. Heavy-Duty Deep Sockets, 1/2" Dr. Heavy-Duty Sockets

## CRIMPING TOOLS

### CRIMPING TOOLS

Will also cut or strip six sizes of cable.



For the three sizes of pre-insulated terminals and ignition terminals.

PART NO.	QTY
0-702-00	1



For three sizes of un-insulated terminals and ignition terminals.

PART NO.	QTY
0-703-00	1



For the three sizes of pre-insulated terminals and ignition terminals.

PART NO.	QTY
0-702-10	1

### RATCHET CRIMPING TOOLS

- The crimp must be complete before the tool ratchet can be released
- Pressure can be adjusted



PART NO.	DESCRIPTION	QTY
0-702-50	For pre-insulated terminals	1
0-703-54	For heat shrink terminals	1



For medium to large un-insulated terminals.

PART NO.	QTY
0-703-50	1



For 'Econoseal' and 'Superseal' terminals, wire sizes 0.5 to 2.0mm<sup>2</sup>.

PART NO.	QTY
0-703-51	1



For 'Junior PowerTimer' terminals, wire sizes 0.5 to 2.0mm<sup>2</sup>.

PART NO.	QTY
0-703-52	1



For 'JuniorTimer' terminals, wire sizes 0.5 to 2.0mm<sup>2</sup>.

PART NO.	QTY
0-703-53	1



For 4 sizes of un-insulated and tube terminals from 10mm<sup>2</sup> to 35mm<sup>2</sup> cable.

PART NO.	QTY
0-703-60	1

WORKSHOP TOOLS & TEST EQUIPMENT WIRING TOOLS CRIMPING TOOLS

**9" PLUS QUICK CHANGE RATCHET CRIMPER KIT WITH DELPHI WEATHER PACK**



- 47 piece ratchet crimper kit supplied in BMC
- Suitable for: Delphi weather pack terminals, Junior power timer contacts & Deutsch contacts

**NEW**

Kit includes;  
 1 x 9" plus quick change ratchet crimper  
 5 x Jaws (H6, H7, K7, L, L1)  
 1 x 7" 4-way wire stripper  
 Male receptacle terminals  
 Female receptacle terminals  
 Wire seals

PART NO.	QTY
0-703-30	1

Receptacle  
Terminals

**9" PLUS QUICK CHANGE RATCHET CRIMPER KIT WITH SUPERSEAL TERMINALS**



- 47 piece ratchet crimper kit supplied in BMC
- Suitable for: 1.5 Superseal terminals, Junior power timer contacts & Deutsch contacts

**NEW**

Kit includes;  
 1 x 9" plus quick change ratchet crimper  
 5 x Jaws (H2, H3, K7, L, L1)  
 1 x 7" 4-way wire stripper  
 Male superseal terminals  
 Female superseal terminals  
 Wire seals

PART NO.	QTY
0-703-40	1

Superseal  
Terminals

**HEAVY-DUTY CRIMPING TOOL**



Heavy-duty crimping tool, sprung loaded punch, crimping can be achieved in vice or with hammer. Suitable for our copper tube connectors up to cable CSA of 95mm<sup>2</sup>.

PART NO.	QTY
0-703-90	1

**HEAVY-DUTY HAND CRIMPING TOOLS**



Large crimping tool for un-insulated and tube terminals. Adjustable crimp for 10mm<sup>2</sup> to 120mm<sup>2</sup> cable.

PART NO.	QTY
0-703-80	1



Heavy-duty crimping tool for un-insulated tube terminals. Creates hexagonal crimps for 10, 16, 20, 25, 40, 50, 60, 70 and 95mm<sup>2</sup> conductors. Tool length 660mm.

PART NO.	QTY
0-703-85	1

WORKSHOP TOOLS & TEST EQUIPMENT WIRING TOOLS CRIMPING TOOLS

**CRIMPING TOOLS FOR BRASS NIPPLES**

Snip-snap tool for inserting solder or crimp nipples into connectors.



PART NO.	QTY
0-004-00	1

Crimping tool for brass nipples.



PART NO.	QTY
0-004-50	1

**DEUTSCH CRIMPING TOOL**

Deutsch Crimping Tool for D-sub contacts, AWG12-20.




PART NO.	QTY
0-703-20	1

**TERMINAL DEMOUNTING TOOLS**

**TERMINAL EXTRACTION TOOL SET**

Terminal extraction tool set.

PART NO.	QTY
0-703-99	1



**CABLE CUTTERS AND STRIPPERS**

**8" MULTI-FUNCTION CUTTER**

Heavy-duty 8" Multi-function wire cutters  
Stripper, crimper & cutter

- 56HRC cutting edge teeth
- 45° angled ergonomic handle
- Safety lock
- JIS420 J2 Stainless steel blades
- 10, 12, 14, 16, 18, 20, 22 AWG
- 6-4, 2.5-1.5, 0.5-0.3mm
- Crimper 0.5-16mm<sup>2</sup>
- RoHS

PART NO.	QTY
0-704-25	1



### CABLE CUTTERS



Wire side cutters for automotive cables up to 10mm<sup>2</sup>. For soft copper cable only. Spring loaded handles with soft touch insulated grips. 13mm jaw opening, 160mm long.

PART NO.	QTY
0-704-20	1



Heavy-duty wire side cutters for automotive cables up to 16mm<sup>2</sup>. For soft copper cable only. Spring loaded handles with soft touch insulated grips. 22mm jaw opening, 200mm long.

PART NO.	QTY
0-704-21	1



Cable cutter for automotive cables up to 70mm<sup>2</sup>. For soft copper cable only.

PART NO.	QTY
0-704-50	1



Cable cutter for automotive cables up to 100mm<sup>2</sup>. For soft copper cable only.

PART NO.	QTY
0-704-55	1

### CABLE STRIPPERS



Stripping tool for 6 cable sizes up to 5mm<sup>2</sup>. Incorporates cable cutter.

PART NO.	QTY
0-704-05	1



Stripping tool for cable up to 4mm<sup>2</sup>. Incorporates cable cutter and crimper.

PART NO.	QTY
0-704-00	1



Wire stripper/cutter.

PART NO.	QTY
0-704-10	1

### RAPID WIRE STRIPPER



- For stranded or solid cable maximum size 2mm
- Self adjusting stripper blades with handle lock
- Nylon housing, steel blades
- Adjustable length stop indicator for 8 -12mm length stripping

PART NO.	QTY
0-704-15	1



# TEST & MEASURING EQUIPMENT

## MULTIMETER

### HAND-HELD DIGITAL MULTIMETER

- Large LCD display for basic functions
- Powered by 2AAA batteries
- CE approved

DC volts.....0 - 500V  
 AC volts.....250V/200V  
 DC amps.....2mA - 10A  
 Resistance Ω.....200Ω - 20MΩ  
 Temperature °C.....-40 to 1000  
 Diode test.....Yes  
 Continuity buzzer.....Yes  
 Low battery sign.....Yes  
 Display.....3½ digit <1999  
 Auto 'OFF'.....15 Minutes  
 Ranging.....Manual  
 LCD size.....15 x 48mm  
 Dimensions.....133x77x36mm



PART NO.	DESCRIPTION	QTY
0-798-00	Multimeter	1
0-798-96	Replacement lead set	1

### AMMETERS / VOLTMETERS

#### VOLTMETER / AMMETER TEST SET



- For 6, 12 and 24V systems moving coil meters, voltmeter 0 to 50V ammeter -10 to 100A
- Supplied in a steel with leads and clips

PART NO.	DESCRIPTION	QTY
0-799-50	Voltmeter / ammeter	1
0-799-51	Replacement voltmeter	1
0-799-52	Replacement ammeter	1

#### INDUCTION AMMETER 30-0-30 AMPS



- Indicates approximate current and direction of flow when clipped to cables
- 57mm diameter

PART NO.	DESCRIPTION	QTY
0-534-30	Induction ammeter	1
0-534-75	75-0-75A version	1

### DIAGNOSTICS

#### MEMORY SAVER TO FIT OBDII PLUG

- 12V memory saver
- Used to avoid the loss of memory during the battery replacement
- Clear LED indicators
- Low power warning when power is low
- Short circuit and polarity protection
- Fits OBDII sockets
- Supplied with crocodile clips and lead for 9V alkaline battery

PART NO.	DESCRIPTION	QTY
0-534-13	Memory saver	1



# TESTERS

## CIRCUIT & FUSE TESTERS

### 'ENERGY PROBE'



Energy probe for 12-48Vdc systems  
Multi-functional auto-electrician's  
circuit testing tool with LCD display.

- Voltmeter
- Tests DC polarity
- Tests circuit continuity
- Energises or powers components
- Indicates HT pulses, peak voltage
- RPM calculation

PART NO.	DESCRIPTION	QTY
0-534-70	Energy probe	1

### HAND-HELD CIRCUIT TESTER



- Detects voltages between 6-24V
- The probe gives easy access to circuits and connectors
- Supplied with 24V bulb and a 1.5 metre lead with clip
- AC mains or high voltages will destroy this tester

PART NO.	DESCRIPTION	QTY
0-534-26	Circuit tester	1

### FUSE TESTER PULLER



- Tests different size fuses
- LED light helps identify working fuses
- Tweezer end helps pull out faulty fuse

PART NO.	DESCRIPTION	QTY
0-534-29	Fuse tester puller	1

## SOCKET TESTER

### MULTI-FUNCTION SOCKET TESTER



- 12V or 24V Multi Function Truck & Trailer Socket Tester
- Test individual functions in a socket; continuous current, charging current from ignition, left & right turning signal, left & right parking light, brake light, fog light & reversing light
- Wireless control box with internal rechargeable Li-ion battery 20Ah 3.7V, (74 Wh)
- Bluetooth 2.4GHz hand-held tester
- Wireless range of up to 12m
- LCD indicates voltage and amp current
- Supplied with 7/13-PIN adaptor cable and BS1363 UK 3-PIN charger plug in a BMC
- UKCA CE

✂ Add 0-534-91 to test 24V tractor units.

PART NO.	DESCRIPTION	QTY
0-534-90	Socket Tester	1

**NEW**

### 24V 15-PIN ADAPTOR



- 12V 13-PIN Female to 24V 15-PIN male and female
- Max load 150W

1. 12V 13-PIN Female
2. 24V 15-PIN socket to ISO12098
3. 24V 15-PIN plug to ISO12098

✂ Use with 0-534-90 to test 24V vehicles.

PART NO.	DESCRIPTION	QTY
0-534-91	15-PIN adaptor	1

**NEW**



# SOLDERING SOLDER

## WOOD RESIN CORED SOLDER

ISO 12224-1 and ISO 9453, 60% tin, 40% lead.

- 18 SWG (1.25mm), 0.5kg



PART NO.	DESCRIPTION	QTY
0-455-58	18 SWG	1

## WOOD RESIN CORED SOLDER

ISO 12224-1 and ISO 9453, 40% tin, 60% lead.

PART NO.	DESCRIPTION	QTY
0-455-18	18 SWG (1.25mm), 0.5kg	1
0-455-00	13 SWG (2.50mm), 0.5kg	1
0-460-00	13 SWG (2.50mm), 2.5kg	1
0-470-00	18 SWG (1.25mm), 1.8m	1



## WOOD RESIN CORED LEAD-FREE SOLDER

ISO 12224-1 and ISO 9453.

PART NO.	DESCRIPTION	QTY
0-455-63	13 SWG (2.50mm), 97% tin 3%, copper, 0.5kg	1
0-455-68	20 SWG (1.0mm), 97% tin, 3% copper, 0.5kg	1



## WOOD RESIN CORED LEAD-FREE SOLDER

ISO 12224-1 and ISO 9453, 96.5% tin, 3.0% silver 0.5% copper.

- 18 SWG (1.25mm), 0.5kg

PART NO.	DESCRIPTION	QTY
0-470-68	18 SWG	1



## BLOWPIPE SOLDER

BS219, grade D, 30% tin, 70% lead

- Approximately 560mm long sticks

PART NO.	DESCRIPTION	QTY
0-469-00	Blowpipe solder	10



## TINMANS SOLDER

BS219, grade D, 30% tin, 70% lead

- Approximately 350mm long sticks

PART NO.	DESCRIPTION	QTY
0-468-00	Tinmans solder	5



**SIGN UP TO DURITE'S E-NEWS FOR THE LATEST PRODUCT, INDUSTRY & REGULATORY NEWS. WWW.DURITE.CO.UK**



## SOLDERING ACCESSORIES

### "FLUXRITE" SOLDERING PASTE



Contains zinc and ammonium chlorides in petroleum grease - 100g.

PART NO.	DESCRIPTION	QTY
0-613-00	Soldering paste	1

### "BAKER'S" NO 3" SOLDERING FLUID



Contains zinc and ammonium chlorides in a water base.

PART NO.	TYPE	QTY
0-620-00	125ml bottle	1
0-664-25	250ml bottle	1

### FLUX FOR ALUMINIUM/COPPER



Flux for soldering aluminium or copper, type "Aluflux". 150g.

PART NO.	DESCRIPTION	QTY
0-620-01	Soldering flux	1

## SOLDERING IRONS

Conforms to BS EN60/335 and BS EN60/335-2.45. With moulded thermo-plastic handles designed for comfort and grip.

The tips are nickel-plated solid copper and mains leads are made to BS 6500 with a strain relief to protect the lead where it enters the handle.

### MAGNASTAT TEMPERATURE CONTROLLED



- 230V, 100W
- Maintains a tip temperature of 370°C
- Conforms to 89/336/EEC & 73/23/EEC
- CE approved

PART NO.	DESCRIPTION	QTY
0-450-10	Soldering iron	1
0-450-11	Replacement copper tip	1



- 230V, 200W
- Maintains a tip temperature of 370°C
- Conforms to 89/336/EEC & 73/23/EEC
- CE approved

PART NO.	DESCRIPTION	QTY
0-450-20	Soldering iron	1
0-450-21	Replacement copper tip	1

### SELF-IGNITING BUTANE 'PYROPEN'



- Temperature controlled by adjusting gas flow
- Heat up time 30 seconds
- Approximately 1 hour operation per charge of gas
- Supplied with hot blow nozzle, for small heat shrink applications, and protective cap

PART NO.	DESCRIPTION	QTY
0-450-70	Soldering iron	1

### HEAVY-DUTY SELF-IGNITING BUTANE 'PYROPEN'



- Temperature controlled by adjusting gas flow
- Heat up time 30 seconds
- Approximately 3 hours operation per charge of gas
- Supplied with hot blow nozzle for heat shrink applications, torch ejector for small hard soldering tasks, and protective cap

PART NO.	DESCRIPTION	QTY
0-450-80	Soldering iron	1
0-450-81	Replacement copper tip	1

WORKSHOP TOOLS & TEST EQUIPMENT WORKSHOP POWER PLUGS & SOCKETS

**BLOW TORCH**

**BUTANE MICRO BLOW TORCH**



Adjustable flame

Micro Torch with aluminium diamond cut metal handle, piezo auto-ignition, and adjustable hard/soft flames.

- Operating temperature of 900°
- Child-resistant safety lock
- Meet BS, US CPSC and CE Safety Standard and Certification and 26258"
- Compliance with ISO 9994: 2005 lighters safety specification
- L 110 x W 65 x H 150mm



PART NO.	DESCRIPTION	QTY
0-450-90	Micro blow torch	1

**BUTANE LIGHTER/BLOW TORCH**

- For low temperature soldering on 0-001-90 to 93 terminals and heat shrinking of terminals and heatshrink sleeving
- Refillable from standard butane gas lighter refill can



PART NO.	DESCRIPTION	QTY
0-450-99	Butane torch	1

**WORKSHOP POWER PLUGS AND SOCKETS**

**16A PLUGS AND SOCKETS, TO BS4343. FOR OUTDOOR USE**

PART NO.	DESCRIPTION	QTY
0-684-19	230V blue trailing socket	1
0-698-19	110V yellow trailing socket	1



PART NO.	DESCRIPTION	QTY
0-684-16	230V blue plug	1
0-698-16	110V yellow plug	1



PART NO.	DESCRIPTION	QTY
0-684-69	230V blue surface mounted socket	1
0-698-69	110V yellow surface mounted socket	1



PART NO.	DESCRIPTION	QTY
0-684-66	230V blue surface mounted plug	1
0-698-68	16A 110V yellow panel mounted socket	1



**FOR MORE INFORMATION, VISIT [WWW.DURITE.CO.UK](http://WWW.DURITE.CO.UK)  
OR CONTACT [SALES@DURITE.CO.UK](mailto:SALES@DURITE.CO.UK)**

WORKSHOP TOOLS & TEST EQUIPMENT WORKSHOP POWER

**PLUG TOPS WITH SLEEVED PINS & 13A FUSE**

Approved to BS 1363/A and ASTA/BSI.



🔧 See page 200 for main fuses.

PART NO.	DESCRIPTION	QTY	PART NO.	DESCRIPTION	QTY
0-698-01	White moulded rubber	20	0-698-18	Black moulded rubber	10
5-698-01	White moulded rubber	1	5-698-18	Black moulded rubber	1

**POWER SUPPLIES**

**BENCH POWER SUPPLY UNITS**

- Designed to produce a stable voltage supply for work shop bench testing
- Input 100-240vac, 50 - 60Hz



PART NO.	DESCRIPTION	QTY
0-649-10	12V 10A	1

**POWER PACK CONVERTER**

- 230V to 12V DC
- 12V 7A, 84W
- Supplied with 12V DC cigarette plug socket and UK AC plug cord
- Over Voltage/Current/ Temperature Protection



PART NO.	DESCRIPTION	QTY
0-649-07	12V 7A	1

**CABLE REELS**

**RETRACTABLE CABLE REEL**



- Fitted with 7 + 1 metres of 2 core 1mm<sup>2</sup> 10A PVC insulated mains cable
- Incorporates circuit breaker protection
- Extends with a ratchet stop at every 500mm and has spring assisted rewind
- Protected to IP42
- CE approved

PART NO.	DESCRIPTION	QTY
0-718-08	Retractable cable reel	1

**25M EXTENSION REEL**



- 25 metres of 1.5mm<sup>2</sup>, 15A, 3 core cable
- 16A 230V mains plug
- Two 16A 230V socket outlets to BS4343

PART NO.	DESCRIPTION	QTY
0-684-25	25m	1

**25M EXTENSION REEL**



- 25 metres of 1.5mm<sup>2</sup>, 15A, 3 core cable
- 16 amp 110V mains plug
- Two 16A 110V socket outlets to BS/EN60309-2

PART NO.	DESCRIPTION	QTY
0-698-25	25m	1

# INDEX

## ALPHABETICAL & NUMERICAL

### ALPHABETICAL INDEX

#### A

Adhesive tape.....	188, 189
Aerials .....	255, 256
Aftermarket blade fuses.....	197, 198
AI cameras .....	10–14
Air compressor.....	287
Air horns .....	253, 254
Air switches .....	125
Alarms .....	32–34
Alarm timer relay & switch.....	50
Amber lens LED light bars .....	63
Ammeters / voltmeters .....	293
Angled scene lights .....	86, 87
Anti-corrosive compound.....	161
Arc forklift lamp .....	84
Arrow LED forklift lamps.....	85
Assorted connector boxes.....	210
Assorted copper tube boxes .....	212
Assorted fuse kits.....	211, 212
Assorted grommets.....	210
Assorted heatshrink boxes.....	211
Assorted pre-insulated terminals.....	209
Assortment boxes.....	209–212
Assortment kits stand .....	212
Auxiliary driving lamps.....	81
Awning lights .....	94

#### B

Back up alarms .....	32–34
Banksman light.....	93
Batten roof lamp .....	90
Battery box, clamps & carriers .....	282
Battery chargers .....	276–279

**Battery chargers & maintenance.**  
See pages 273-282.

Battery fillers & pumps .....	282
Battery hydrometers .....	281

Battery isolators.....	122–124
Battery leads .....	192
Battery terminal covers.....	161
Battery terminals .....	159–161
Battery testers.....	280, 281
Beacons.....	66, 61
Bench battery chargers.....	279
Blade connectors .....	177
Blade fuse holders .....	204–206
Blade terminals .....	168–170
Blade type fuse box .....	207
Blind spot system .....	11, 30, 31
Blow torch.....	297
Bluetooth control box.....	61
Booster cables.....	191
Booster packs .....	274, 275
Brake light cameras .....	40
Brake light camera kits.....	25
Brass body connector .....	158
BSIS .....	11
Bulb beacons .....	69
Bulb holders .....	112, 120
Bulb light bars .....	65
12V professional bulbs.....	112, 113
24V professional bulbs.....	113
Bulbs.....	112–119
Bus bar .....	179
Butt splice connectors.....	158
Buzzer alarms .....	34

#### C

Cable clips.....	186, 187
Cable cutters and strippers .....	291, 292
Cable management.....	180–189
Cable reels .....	298
Cables.....	144–155
Cable sleeving .....	183–185
Cable sockets.....	158
Cable ties and accessories.....	186–189

**Cable & wiring accessories.**  
See pages 143-212.

Calibration mats.....	13
Camera monitor brackets .....	47
360° camera systems .....	12, 13
5" camera system .....	24
7" camera systems .....	22–24
9" camera system .....	24
Cameras .....	37–40
Canbus connector module.....	31
CCTV accessories .....	47
CCTV adaptors .....	49
CCTV cable .....	48

**CCTV kits & vehicle safety.**  
See pages 7–52.

CCTV monitoring kits .....	22–27
CCTV wireless aerials.....	50
Change-over switch.....	124
Change-over relays.....	263–264
Charging clips.....	190
Circuit, brake, fuse & socket testers..	294
Circuit breakers .....	202, 203
Circuit breaker mounting blocks.....	203
Circuit protection .....	195–212
CLOCS compliant.....	9
Combined warning lights.....	59
95mm commercial LED lamps .....	104
140mm commercial LED lamps .....	104
Commercial LED rear lamps.....	95–98
Commercial wiper blades.....	246
Compact modified wave inverters.....	214
Compact sine wave inverters.....	216
Compliant kits - FORS, CLOCS & DVS....	8
Connectors .....	157
Connectors & terminals .....	157–178
Continental box.....	208
Converters .....	222–224
Convuluted tubing .....	180
Convuluted tubing accessories... 181–183	
Copper braids.....	194
Crimping tools.....	289–291
Crimp ring terminals.....	171

# ALPHABETICAL INDEX

Cut off relay ..... 50

## D

Dashboard gauges ..... 242  
 Dashboard switches ..... 128  
 Dash cameras ..... 14, 15–17  
 Delphi connectors ..... 174  
 Deutsch DT series connectors ..... 176  
 DIN spigots ..... 69  
 Diodes ..... 201  
 Direct vision standard (DVS) ..... 8  
 Discharge testers ..... 281  
 Dome cameras ..... 38  
 Door and foot switches ..... 140  
 Double insulated battery cables ..... 153  
 Double pole switches ..... 123, 134, 136  
 Downlighters ..... 88  
 Driving lamps ..... 80–83  
 Dual coloured LED beacon ..... 68  
 Durite Live DVR kits ..... 20  
 DVR accessories ..... 49  
 DVR kits ..... 18–21  
 DVR panic button ..... 50  
 DVRs ..... 36  
 DVS ..... 8

## E

Earth straps ..... 193, 194  
 Econoseal connectors ..... 173  
 Electric horns ..... 252  
 Electric vehicle chargers ..... 278  
 Electric vehicle power cables ..... 156  
 Electronic split chargers ..... 227–228  
 Electronic testers ..... 280  
 Emergency isolators ..... 125

### Equipment & accessories.

See pages 225–256.

Equipment diagnostics ..... 293  
 External switches ..... 122, 123  
 Extra heavy-duty make & break ..... 267

## F

Fans ..... 254  
 Female spade terminal heatshrink ..... 164  
 Flasher units ..... 267–269  
 Flashing beacons ..... 69  
 Flat twin core PVC auto cables... 148, 149  
 Flexible Mains cable ..... 154  
 Flexible starter cables BS6862 ..... 152  
 FORS & CLOCS ..... 9  
 Forward facing cameras ..... 37  
 Fuse holders ..... 204–206  
 Fuses ..... 195–201  
 Fuses boxes ..... 207, 208

## G

Gauges ..... 238–242

Glass fuses ..... 201  
 Grommets ..... 185

## H

Handle work lamps ..... 78  
 Harness accessories & tape ..... 188, 189  
 Heavy-duty LED work lamps ..... 77  
 Heatshrink terminals ..... 162–167, 209, 211  
 Heatshrink tubing ..... 183, 184  
 HD hard drive DVR kits ..... 18, 19  
 Headlamp & auxiliary bulbs ..... 112  
 Headlamps ..... 110  
 Heavy-duty battery chargers ..... 276  
 Heavy-duty booster packs ..... 276  
 Heavy-duty cables ..... 152, 153  
 Heavy-duty modified wave inverters ..... 215  
 Heavy-duty sine wave inverters ..... 217  
 Heavy-duty work lamps ..... 77  
 High beam/position lamps ..... 82  
 High current connectors ..... 157  
 High current connector accessories... 157  
 Horns ..... 252–254

## I

Ignition cables ..... 154  
 Ignition switches ..... 126, 167  
 Ignition terminals ..... 172  
 Individual vehicle lights ..... 104, 105  
 Industrial gauges ..... 239  
 In-line fuse holders ..... 206  
 Inspection lamps ..... 284–287  
 Integrated CCTV & DVR kits ..... 21  
 Interior/exterior lights ..... 86–94  
 Intermittent back up alarm ..... 32  
 Inverters ..... 214–221  
 IR Jack ..... 36

## J

Jcase type fuses ..... 199  
 Junction boxes ..... 179  
 Junior power terminals ..... 173  
 Junior power timer connectors ..... 173  
 Junior power timer terminals ..... 173  
 Junior timer connectors ..... 173

## L

Labcraft lighting ..... 92–94  
 LED bar work lamps ..... 79–81  
 LED beacons ..... 66–69  
 LED driving lamps ..... 80–83  
 LED fuse boxes and busbars ..... 208  
 LED light bars ..... 62–65  
 LED marker lamps ..... 106–108  
 LED modular rocker switches ..... 128, 129  
 LED rectangular work lamps ..... 79  
 LED reversing lamps ..... 75, 76  
 LED warning lights ..... 54–61  
 LED work lamps ..... 70–83  
 LED work lamps with ADR approval ..... 74

LED work lamps with amber warning ..76  
 Left turn speaker ..... 33, 34  
 Light bars ..... 62–65

### Lighting.

See pages 53–120.

Lighting brackets ..... 83  
 Linear Interior Lamps ..... 90  
 Line LED forklift lamp ..... 84, 85  
 Li-polymer booster packs ..... 274, 275  
 Low speed trigger module ..... 31  
 Lucas replica ..... 208

## M

Magnetic base rear combo lamps ..... 99  
 Magnetic base work lamps ..... 71, 78  
 Magnetic camera ..... 47  
 Mains type fuses ..... 200  
 Make & break relays ..... 259–263  
 Male spade terminals heatshrink ..... 163  
 Map light ..... 91  
 Marine switches ..... 124  
 Marine gauges ..... 240, 241  
 Marker lamps ..... 106  
 Marker lamps with ADR approval ..... 106  
 Mate n lock connectors ..... 178  
 Mcase+ type fuses ..... 200  
 Mega fuse holders ..... 205  
 Mega & midi type fuse box ..... 206  
 Mega type fuses ..... 197, 198  
 Metal ignition switches ..... 126  
 Metric battery terminals ..... 160  
 Micro change-over relays ..... 265  
 Micro make & break relays ..... 259, 260  
 Midi fuse holder ..... 205  
 Mini change-over relays ..... 263, 264, 266  
 Mini make & break relays ..... 260–262  
 Mirror monitor CCTV kits ..... 25, 27  
 Mirrors ..... 35  
 Modified wave inverters ..... 214, 215  
 Modified wave inverters specs ... 218, 219  
 MOIS ..... 10  
 7" monitors ..... 41–44  
 5" monitors ..... 42  
 9" monitors ..... 43  
 12.3" monitor ..... 43  
 Monitor brackets ..... 47  
 Monitors ..... 41–44  
 Moving off information system ..... 10  
 Multicore cables - 3 core ..... 150  
 Multicore cables - 4 core ..... 150  
 Multicore cables - 5 core ..... 150  
 Multicore cables - 7 core ..... 151  
 Multicore cables - 8 core ..... 151  
 Multicore cables - 13 core ..... 151  
 Multi-frequency back up alarm ..... 32  
 Multi-function alarm ..... 34  
 Multimeters ..... 293  
 Multiple connectors ..... 173–178

## N

Nearside blind spot sensor kits ..... 30, 31  
 Number plate cameras ..... 40  
 Number plate CCTV Kits ..... 26  
 Number plate lamps ..... 109

# ALPHABETICAL INDEX

## O

Oil & fuel pumps .....	256
Other rocker switches .....	130
Outline marker lamps .....	108
Oval roof lamps.....	89

## P

Packard timer connectors .....	175
Pal type fuses .....	198, 199
Panel mounted fuse holders.....	206
Panic button.....	50
PE/PVC connectors .....	178
PIR sensor interior lamp.....	91
Plastic ignition switches .....	127
Plugs and sockets .....	297, 298
Pole connectors.....	157
Power cables .....	155

### Power conversion.

See pages 213-224.

2 positions switches .....	132
Power inverters .....	214
Power sockets .....	231, 232
Power supplies .....	298
Power transfer .....	190
Pre-insulated terminals.....	162-167
Pre-made push button controls.....	141
Programmable timer relays.....	258
Progressive safe system (PSS) .....	8
PSS .....	8
Push button controls .....	141, 142
Push button switches .....	138, 139
Push/pull switches.....	139

## R

R10 warning lights .....	54
R65 rotating beacons .....	69
R65 rotating light bars.....	65
R65 warning lights.....	55-61
95mm rear lamp.....	103
140mm rear lamp.....	103
Rear blind spot sensor kit .....	31
Rear cameras.....	39
Rear combo lamps - 3-function.....	103
Rear combo lamps - 4-function... ..	100-102
Rear combo lamps - 5-function... ..	99, 100
Rear combo lamps - 6-function.....	97, 98
Rear combo lamps - 7-function .....	96, 97
Rear combo lamps - 8-function.....	95
Rear combination lamps .....	95
Receptacles heat-shrink.....	166
Rectangular roof lamps.....	89
Red position lights.....	75
Reflectors .....	111
Reflex reflectors .....	111
Relay boxes.....	270
Relays .....	258-267

### Relays & flasher units.

See pages 257-270.

Remote battery switches .....	125
-------------------------------	-----

### Replacement components.

See pages 271-272.

Retractable cables .....	243-245
Retractable suzi cables.....	48
Reversing speakers.....	33, 34
Reversing & warning speakers.....	33, 34
Right turn speakers.....	33, 34
Rocker switches & warning lights.....	128
Roof lamps.....	88, 89
Rotary switches.....	137
Round roof lamps .....	87, 88
Round terminals.....	168
Round twin core PVC auto cables.....	149

## S

Safe zone lamps .....	84, 85
Scenelite .....	93
Schlemmer connectors .....	175
Scotchlok connectors .....	172
Seat belt kit.....	68
Siamese battery cable.....	155
Side cameras .....	38, 39
Side scan kits.....	11, 30, 31
Sine wave inverters .....	216
Single core cable.....	144-148
Single function vehicle lights .....	104, 105
Single pole, plain on/off switches.....	132
Single pole switches.....	122, 123, 132, 133
Smart touch screen monitor .....	44
Sockets.....	270
Socket tester.....	294
Solder .....	295
Soldering .....	295
Soldering accessories .....	296
Soldering irons.....	296
Solder terminals.....	170, 171
Solenoids .....	272, 273
Speaker cable .....	154
Speakers .....	255
Special cables.....	154-156
Splitter & switcher .....	50
Sports gauges .....	238
Spot light bars .....	110
Starter cables BS6862.....	153
Starter solenoids.....	272
Strengthening collars.....	182
Super capacitor .....	275
Superseal connectors & terminals .....	174
Switch accessories .....	136

### Switches & indicators.

See pages 121-142.

## T

Tail lamps.....	104, 105
Tamper seals .....	16

Telematics.....	29
Terminal boxes.....	179
Terminal demounting tools .....	291
Terminals .....	158-172
Testers.....	294
Test & measuring equipment .....	293
Thin wall single core cables .....	144-148
Three position switches.....	134, 135
Timer relays.....	259
Toggle switches .....	132-136
Tonal back up alarms.....	33
Tool box.....	288
Tools .....	141
Tractor unit lights.....	95-105
Trailer lights.....	96-99
Trailer plug accessories .....	236, 237
Trailer plugs.....	233, 234
Trolley starter/chargers.....	277
Twin core cables .....	148, 149
Type C USB .....	230

## U

Uninsulated terminals .....	167-172
Universal LED rear combo lamp ..	98-103
Universal solenoids.....	272
Universal trailer plugs and sockets ..	236

## V

Van camera systems.....	25, 26
Van monitors .....	44
Vinyl safety signs.....	51
Voltage converters.....	222, 223
Voltage sensitive relays .....	226

## W

Warning flares .....	61
Warning lights .....	54-61
Warning signs.....	51
Warning speakers .....	33, 34
Washer pumps .....	249, 250
Welding cable.....	153
Wireless monitors.....	45, 46
Windscreen washer bottles.....	250
Windscreen washer components .....	251
Windscreen wiper motors .....	247
Wiper arms .....	248
Wiper blades .....	246
Wiper equipment .....	247
Wireless cameras.....	45-47
Wireless camera systems.....	21, 26-28
Wiring tools .....	288-292
Work lamp brackets.....	83
Work lamps.....	70-83
Workshop power.....	297, 298

### Workshop & test equipment.

See pages 283-298.













# NUMERICAL INDEX

0-622-09 ..... 192	0-649-91 ..... 275	0-668-56 ..... 86	0-696-55 ..... 200	0-717-12 ..... 244
0-622-12 ..... 192	0-649-92 ..... 275	0-668-57 ..... 86	0-696-63 ..... 200	0-717-13 ..... 244
0-623-06 ..... 192	0-649-93 ..... 274	0-668-65 ..... 86	0-697-00 ..... 179	0-717-23 ..... 244
0-623-09 ..... 192	0-650-00 ..... 255	0-668-66 ..... 86	0-697-10 ..... 179	0-717-25 ..... 244
0-623-12 ..... 192	0-656-00 ..... 137	0-668-67 ..... 89	0-697-15 ..... 179	0-717-33 ..... 244
0-623-59 ..... 192	0-656-02 ..... 137	0-668-68 ..... 89	0-697-20 ..... 179	0-718-08 ..... 298
0-623-62 ..... 192	0-656-03 ..... 137	0-668-69 ..... 89	0-698-01 ..... 298	0-726-06 ..... 261
0-642-00 ..... 254	0-656-04 ..... 137	0-668-76 ..... 89	0-698-16 ..... 297	0-726-12 ..... 261
0-642-04 ..... 254	0-656-05 ..... 137	0-668-80 ..... 91	0-698-18 ..... 298	0-726-13 ..... 260
0-642-14 ..... 252	0-657-00 ..... 141	0-668-81 ..... 91	0-698-19 ..... 297	0-726-24 ..... 261
0-642-15 ..... 252	0-657-01 ..... 141	0-668-82 ..... 87	0-698-25 ..... 298	0-726-25 ..... 260
0-642-16 ..... 252	0-657-02 ..... 141	0-668-83 ..... 87	0-698-68 ..... 297	0-726-30 ..... 265
0-642-17 ..... 252	0-657-03 ..... 141	0-668-84 ..... 87	0-698-69 ..... 297	0-727-02 ..... 260
0-642-18 ..... 252	0-657-11 ..... 141	0-668-85 ..... 87	0-699-59 ..... 287	0-727-06 ..... 262
0-642-19 ..... 252	0-657-12 ..... 141	0-668-87 ..... 89	0-699-61 ..... 287	0-727-07 ..... 262
0-642-24 ..... 252	0-657-13 ..... 141	0-668-88 ..... 89	0-699-62 ..... 285	0-727-08 ..... 262
0-642-26 ..... 252	0-657-20 ..... 142	0-668-89 ..... 89	0-699-63 ..... 284	0-727-09 ..... 262
0-642-27 ..... 252	0-657-21 ..... 142	0-668-92 ..... 89	0-699-64 ..... 285	0-727-10 ..... 262
0-642-28 ..... 253	0-657-22 ..... 142	0-668-93 ..... 91	0-699-67 ..... 286	0-727-11 ..... 260
0-642-30 ..... 252	0-657-30 ..... 142	0-668-94 ..... 91	0-699-68 ..... 286	0-727-12 ..... 259
0-642-31 ..... 252	0-657-31 ..... 142	0-668-95 ..... 91	0-699-72 ..... 286	0-727-13 ..... 260
0-642-32 ..... 252	0-657-32 ..... 142	0-669-13 ..... 91	0-699-74 ..... 286	0-727-14 ..... 260
0-642-33 ..... 252	0-657-37 ..... 142	0-669-25 ..... 91	0-699-86 ..... 285	0-727-15 ..... 260
0-642-34 ..... 252	0-657-38 ..... 142	0-669-40 ..... 285	0-699-90 ..... 284	0-727-16 ..... 260
0-642-48 ..... 252	0-657-39 ..... 142	0-669-41 ..... 285	0-699-92 ..... 285	0-727-17 ..... 262
0-642-50 ..... 253	0-657-40 ..... 142	0-669-91 ..... 285	0-699-95 ..... 285	0-727-18 ..... 262
0-642-51 ..... 253	0-657-50 ..... 142	0-673-12 ..... 256	0-702-00 ..... 289	0-727-19 ..... 260
0-642-52 ..... 253	0-657-99 ..... 141	0-673-24 ..... 256	0-702-10 ..... 289	0-727-20 ..... 263
0-642-53 ..... 253	0-658-00 ..... 133	0-673-63 ..... 256	0-702-50 ..... 289	0-727-22 ..... 261
0-642-55 ..... 253	0-658-01 ..... 133	0-673-64 ..... 256	0-703-00 ..... 289	0-727-24 ..... 259
0-642-60 ..... 253	0-658-02 ..... 134	0-673-65 ..... 256	0-703-20 ..... 176, 291	0-727-25 ..... 260
0-642-62 ..... 254	0-658-03 ..... 133	0-673-66 ..... 256	0-703-30 ..... 290	0-727-26 ..... 260
0-642-65 ..... 253	0-658-11 ..... 133	0-673-75 ..... 256	0-703-40 ..... 290	0-727-27 ..... 260
0-642-66 ..... 253	0-658-50 ..... 140	0-673-76 ..... 256	0-703-50 ..... 289	0-727-28 ..... 260
0-642-67 ..... 253	0-658-51 ..... 133	0-673-77 ..... 256	0-703-51 ..... 174, 289	0-727-29 ..... 260
0-642-70 ..... 254	0-661-12 ..... 192	0-674-00 ..... 287	0-703-52 ..... 289	0-727-32 ..... 261
0-642-74 ..... 254	0-661-18 ..... 192	0-675-00 ..... 178	0-703-53 ..... 289	0-727-33 ..... 226
0-645-00 ..... 134	0-661-24 ..... 192	0-684-16 ..... 297	0-703-54 ..... 289	0-727-34 ..... 261
0-645-11 ..... 135	0-662-12 ..... 192	0-684-19 ..... 297	0-703-60 ..... 289	0-727-35 ..... 228
0-645-50 ..... 139	0-662-18 ..... 192	0-684-25 ..... 298	0-703-80 ..... 290	0-727-40 ..... 261
0-645-60 ..... 137	0-662-24 ..... 192	0-684-66 ..... 297	0-703-85 ..... 290	0-727-41 ..... 261
0-645-70 ..... 137	0-663-12 ..... 192	0-684-69 ..... 297	0-703-90 ..... 290	0-727-42 ..... 261
0-646-22 ..... 255	0-663-18 ..... 192	0-687-01 ..... 133	0-703-99 ..... 291	0-727-43 ..... 226
0-646-50 ..... 137	0-664-25 ..... 296	0-687-11 ..... 133	0-704-00 ..... 292	0-727-44 ..... 261
0-647-02 ..... 280	0-665-55 ..... 111	0-687-50 ..... 133	0-704-05 ..... 292	0-727-47 ..... 261
0-647-04 ..... 280	0-665-70 ..... 111	0-688-00 ..... 178	0-704-10 ..... 292	0-727-50 ..... 263
0-647-06 ..... 279	0-665-75 ..... 111	0-689-00 ..... 178	0-704-15 ..... 292	0-727-51 ..... 265
0-647-10 ..... 279	0-665-80 ..... 111	0-690-50 ..... 139	0-704-20 ..... 292	0-727-52 ..... 265
0-647-20 ..... 279	0-668-04 ..... 88	0-690-51 ..... 139	0-704-21 ..... 292	0-727-53 ..... 265
0-647-31 ..... 279	0-668-05 ..... 88	0-690-54 ..... 139	0-704-25 ..... 291	0-727-54 ..... 266
0-647-34 ..... 279	0-668-06 ..... 88	0-690-55 ..... 139	0-704-50 ..... 292	0-727-55 ..... 266
0-647-36 ..... 279	0-668-10 ..... 88	0-690-60 ..... 139	0-704-55 ..... 292	0-727-56 ..... 266
0-647-42 ..... 279	0-668-11 ..... 88	0-692-09 ..... 233	0-705-00 ..... 120	0-727-57 ..... 266
0-647-55 ..... 279	0-668-13 ..... 88	0-692-16 ..... 233	0-705-01 ..... 120	0-727-58 ..... 266
0-647-60 ..... 279	0-668-14 ..... 89	0-692-19 ..... 233	0-705-02 ..... 120	0-727-59 ..... 267
0-647-96 ..... 280	0-668-18 ..... 87	0-692-66 ..... 233	0-705-03 ..... 120	0-727-60 ..... 267
0-647-97 ..... 280	0-668-21 ..... 90	0-693-09 ..... 233	0-705-11 ..... 120	0-727-62 ..... 261
0-647-98 ..... 280	0-668-22 ..... 90	0-693-16 ..... 233	0-705-12 ..... 120	0-727-63 ..... 262
0-647-99 ..... 280	0-668-23 ..... 90	0-693-19 ..... 233	0-705-21 ..... 120	0-727-64 ..... 262
0-648-25 ..... 276	0-668-25 ..... 89	0-693-66 ..... 233	0-705-22 ..... 120	0-727-68 ..... 263
0-648-30 ..... 276	0-668-27 ..... 88	0-693-69 ..... 233	0-705-23 ..... 120	0-727-70 ..... 261
0-648-31 ..... 276	0-668-29 ..... 88	0-693-90 ..... 233	0-705-24 ..... 120	0-727-71 ..... 261
0-648-50 ..... 277	0-668-30 ..... 89	0-693-98 ..... 237	0-705-25 ..... 120	0-727-72 ..... 261
0-648-75 ..... 278	0-668-32 ..... 90	0-693-99 ..... 237	0-705-26 ..... 120	0-727-74 ..... 261
0-648-80 ..... 277	0-668-33 ..... 90	0-695-09 ..... 233	0-714-03 ..... 156	0-727-76 ..... 262
0-649-07 ..... 298	0-668-34 ..... 90	0-695-16 ..... 233	0-715-00 ..... 243	0-727-83 ..... 226
0-649-10 ..... 298	0-668-35 ..... 90	0-695-19 ..... 233	0-715-01 ..... 243	0-728-02 ..... 264
0-649-22 ..... 274	0-668-37 ..... 91	0-695-66 ..... 234	0-715-13 ..... 244	0-728-04 ..... 264
0-649-28 ..... 274	0-668-40 ..... 87	0-695-67 ..... 234	0-715-14 ..... 244	0-728-06 ..... 263
0-649-40 ..... 274	0-668-41 ..... 90	0-695-69 ..... 234	0-715-23 ..... 244	0-728-10 ..... 264
0-649-42 ..... 276	0-668-42 ..... 90	0-695-90 ..... 233	0-715-24 ..... 244	0-728-12 ..... 263
0-649-43 ..... 276	0-668-43 ..... 90	0-695-99 ..... 237	0-717-00 ..... 243	0-728-13 ..... 264
0-649-45 ..... 275	0-668-33 ..... 90	0-695-16 ..... 233	0-717-01 ..... 243	0-728-14 ..... 263
0-649-50 ..... 275	0-668-51 ..... 87	0-696-03 ..... 200	0-717-05 ..... 244	0-728-15 ..... 263
0-649-75 ..... 275	0-668-52 ..... 87	0-696-05 ..... 200	0-717-10 ..... 244	0-728-16 ..... 264
0-649-80 ..... 277	0-668-53 ..... 87	0-696-13 ..... 200	0-717-11 ..... 244	0-728-20 ..... 264
	0-668-55 ..... 86	0-696-53 ..... 200		
















# MERCHANDISING

Raise awareness among customers with Durite Merchandising.

A wide range of tools to choose from;

- Stands & display units
- Durite Catalogue
- Brochures & Flyers
- Signs & Posters

Durite merchandising is of the highest quality and will improve customer experience. Contact your local Durite Representative for more information, or visit [www.durite.co.uk](http://www.durite.co.uk)



The Durite logo features a stylized 'D' with a gear-like shape inside, followed by the word 'URITE' in a bold, sans-serif font. A registered trademark symbol (®) is positioned to the upper right of the 'E'.

# 2024

durite.co.uk

## OUR COMMITMENT

- + Reliable, high-quality Durite parts
- + Dedicated & qualified technical support
- + Competitive pricing
- + Exceptional stock availability
- + Outstanding customer service

# THE TRUSTED QUALITY BRAND FOR PROFESSIONALS



# DRI

Transport Vehicle Parts & Services

01-8351944

[sales@dri-irl.com](mailto:sales@dri-irl.com)

103 ashbourne Ind Est  
Ashbourne  
Co Meath  
A84 WK37