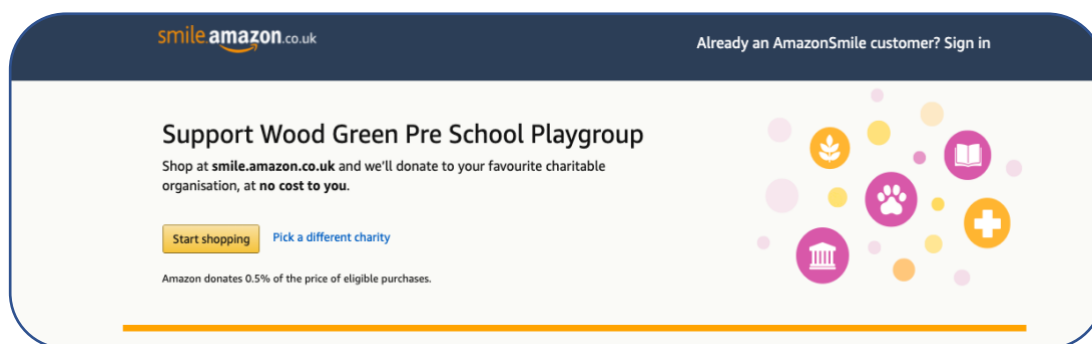


Dear Parents,

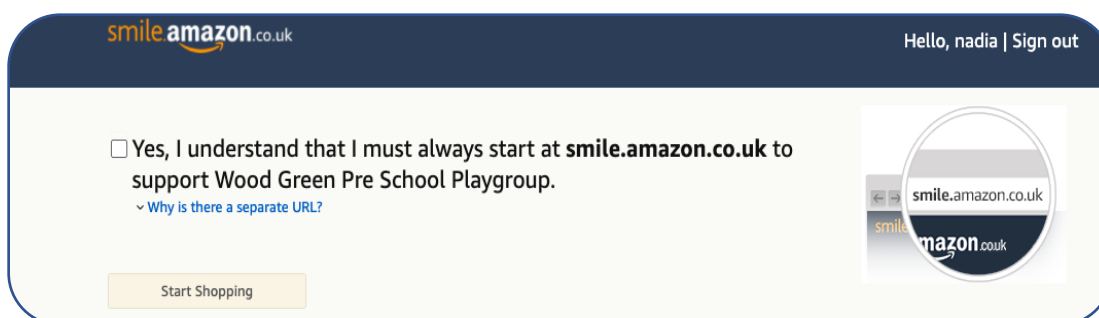
We have just signed up to Amazonsmile. AmazonSmile is a simple way for you to help us raise funds for our charity every time you shop, at no cost to you. When you shop at smile.amazon.co.uk, you'll find the exact same low prices, vast selection and convenient shopping experience as Amazon.co.uk. The only difference is that Amazon will make a small donation to us each time you shop. We really need your support. All funds raised will go towards equipment and resources for your children.

How to get started raising funds for us.... (takes less than 5 minutes)

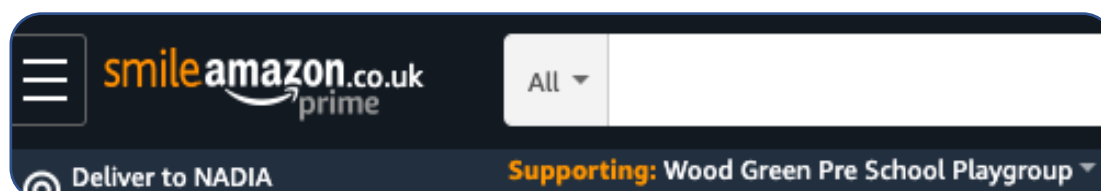
1. Click on this link <https://smile.amazon.co.uk/ch/1034747-0>
2. On the next screen, click "Sign in" or "Start shopping."



3. You will then be taken to a sign in page. If you already have an amazon account, you just need to enter your username and password. If not, you can click create account at the bottom of that page.
4. Once you have signed in you will see a screen reminding you that donations will only be made to us when you shop on smile.amazon.co.uk. If you start your shopping on amazon.co.uk, we will not receive donations. Tick the box and then click 'Start shopping'.



5. When you click Start Shopping, you will see smile.amazon.co.uk in top left and our charity name near middle of page in the top row.



That's it for the set up!

As we mentioned earlier, [Amazon will only donate when you start your shopping on smile.amazon.co.uk](https://smile.amazon.co.uk). To help us collect as many donations as possible, please can you do any one of the following;

To help us raise money when you shop on your phone.....

1. Download the Amazon app (if you do not have it already).
2. Click on the ☰ menu icon and scroll down until you see the 'Settings' option.
3. Click on Settings dropdown and look for Amazon Smile.
4. Click on Amazon Smile and then press 'Turn on Amazon Smile'. Once you have done that Amazon will make a small donation to us on each qualifying shop. It does not cost you anything.

To help us raise money when you shop on your Desktop.....

1. Remember to start your shopping on smile.amazon.co.uk. *(Note: Works well if you can remember to do that each time – but that's not easy in this busy life.)*
2. Bookmark smile.amazon.co.uk or save the page to your favourites so it is easy for you to find it when you are ready to shop. *(Note: If you normally bookmark and favourite sites you find useful, this will work for you.)*
3. If you use Google chrome, you can download a browser extension that will automatically redirect you to smile.amazon.co.uk when you visit Amazon.co.uk. *(Note: If you have very little technical knowledge, that probably sounds like a lot of work. You'll be pleased to know it isn't. If you know someone who can help, it will only take them 2-3 minutes to set up. For those who know how and those who are going to help, the extension that you need is called Smile Always and you can find it [here](#). Once it's done, then you can just shop as you did before without worrying about losing donations for us because you forgot to start on smile.amazon.co.uk.)*

Whichever way to do it, please help us to raise much needed funds for the nursery. This is an Amazon program to support charities so everything will be exactly the same as what you are used to with ordering and deliveries etc.