



STALLION

Established 1984

CATALOGUE



SCAN THE QR
CODE AND VISIT
US ONLINE AT
STALLION.CO.NZ

**NZ BORN,
BRED & BUILT
TO LAST**

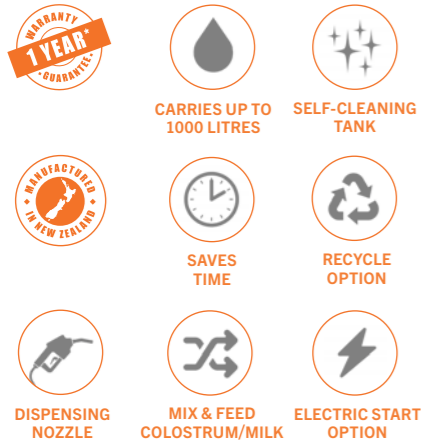


MTF SERIES

MIXER TANKER FEEDER

The first self-cleaning, self-mixing and self-distributing mobile feeder on the market, the MTF has become the go-to Stallion product for farmers around the world who want to work smarter. Whether you're in the pens or paddocks, the MTF is accessible in both with its modern manifold design and hose and nozzle dispensing unit.

KEY FEATURES



MTF60

MODELS

MTF50 - TANDEM AXLE

50 teat / 1000 litre tank /
1450H x 1520W x 3700L

MTF60 - TANDEM AXLE

60 teat / 1000 litre tank /
1450H x 1520W x 3700L

MTF70 - TANDEM AXLE

70 teat / 1000 litre tank /
1450H x 1520W x 4200L

MTF80 - TANDEM AXLE

80 teat / 1000 litre tank /
1450H x 1520W x 4800L

WE USE GENUINE
HONDA
GENERATORS & PUMPS

OTM SERIES

OPEN TROUGH MIXER TANKER FEEDER

The Stallion OTM combines the MTF and OT range to create another innovative feeder designed to be user friendly and make the lives of farmers that much easier. The open trough design allows farmers access to see what's being fed out to their livestock and more control cleaning the troughs.

KEY FEATURES



OTM50

MODELS

OTM50 - TANDEM AXLE

50 teat / 1000 litre tank
1700H x 2000W x 4300L

QUICK TIP

Allow for 10-15%
teats free to avoid
over-crowding.

NEED A PART? www.stallion.co.nz/parts 2

MINI TANKER SERIES

MIXER TANKER

The innovative MT250 mixes 250lt of milk replacer in 3-5 minutes, then distributes direct into your Stallion pen feeders via the distribution nozzle. Save yourself time and labour with no more lifting buckets and spilling milk. Reliable 4 stroke Honda mixing pump.



SEE
MILK
HEATER
ON PG 13



KEY FEATURES



MT250P



NEW
TOW
OPTION

MT250T

MODELS

MT250P - PETROL MODEL

pull along / 250 litre tank

MT250T - PETROL MODEL

tow along / 250 litre tank

WE USE GENUINE
HONDA
GENERATORS & PUMPS

MT SERIES

MIXER TANKER

The MT range by Stallion is designed to make mixing colostrum or milk replacer to calves that much easier, taking the strain out of calf rearing.

KEY FEATURES



MT1000

MODELS

MT500 - SINGLE AXLE

500 litre tank /
1240H x 1450W x 3000L

MT1000 - TANDEM AXLE

1000 litre tank /
1450H x 1450W x 3000L

3 enquire now 0508 688 688 www.stallion.co.nz/shop

OT SERIES OPEN TROUGH

KEY FEATURES



MODELS

OT50S - SINGLE AXLE

50 teat / 500 litre tank /
1280H x 1850W x 2800L

OT50LT - TANDEM AXLE

50 teat / 1000 litre tank /
1700H x 1850W x 2800L

OT60LT - TANDEM AXLE

60 teat / 1000 litre tank /
1700H x 2320W x 3020L

OT50LT



QUICK TIP

The OT series is designed with a low mounted tank for maximum stability.

MG SERIES MOBILE GRAVITY

KEY FEATURES



QUICK TIP

Allow for 10-15% teats free to avoid over-crowding.

VISIT OUR WEBSITE TO LEARN MORE



EASY CLEAN MANIFOLD DESIGN



MG60LT

MF SERIES MODULAR FEEDER

If you're looking for a multi-use feeder our MF range is the one to look at. Designed to be able to remove the individual feeders for in shed use, the MF is ideal for the life style farmer.

KEY FEATURES



MODELS

MF50S - SINGLE AXLE

50 teat / 500 litre tank /
1380H x 1550W x 2850L

MF50LT - TANDEM AXLE

50 teat / 1000 litre tank /
1730H x 1550W x 2850L

MF55LT - TANDEM AXLE

55 teat / 1000 litre tank /
1730H x 1550W x 3400L

MF60LT - TANDEM AXLE

60 teat / 1000 litre tank /
1730H x 1550W x 4000L



MF60LT

QUICK TIP

The mobile can be used for a smaller numbers of calves and then expanded as numbers increase.

MG SERIES - OVERVIEW

| MODELS | MG26S | MG40S | MG50S | MG50LT | MG60S | MG60LT | MG80LT |
|-----------------|-------|-------|-------|--------|-------|--------|--------|
| No# of teats | 26 | 40 | 50 | 50 | 60 | 60 | 80 |
| Tank size (Ltr) | 250 | 500 | 500 | 1000 | 500 | 1000 | 1000 |
| Height (mm) | 1200 | 1180 | 1180 | 1390 | 1180 | 1390 | 1390 |
| Width (mm) | 1200 | 1400 | 1400 | 1400 | 1400 | 1400 | 1400 |
| Length (mm) | 1250 | 1900 | 2500 | 2500 | 3100 | 3100 | 4800 |
| Single Axle | ✓ | ✓ | ✓ | x | ✓ | x | x |
| Tandem Axle | x | x | x | ✓ | x | ✓ | ✓ |



THE ORIGINAL

KIWI ICON



The Gold Standard in Calf Rearing since '93! Designed and made in New Zealand, Peach Teats keep calves growing and farmers smiling.



The iconic Peach Teat never stands still. In response to requests from younger calves, the pink pull-through teat is now also available in a softer pink and works perfectly with calves' natural drinking method.



PULL-THROUGH

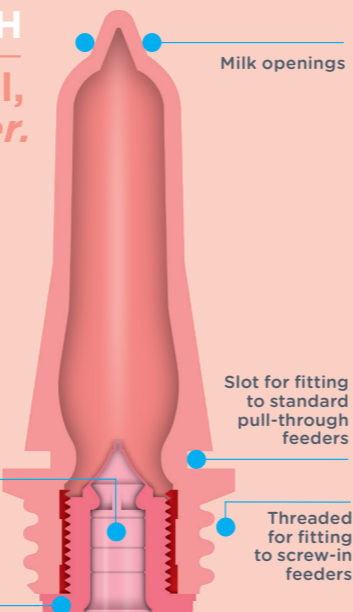
THREADED

PEACHTECH
The original, made better.

NOW WITH REMOVABLE VALVE!

Collapsing flap-valve

No more blocked teats! Our removable valve ensures the cleanest, most hygienic teat on the market



Keep 'em happy and healthy. Choose New Zealand's original, genuine iconic teat.



50 pack

PEACH TEAT ADAPTOR RANGE

Peach Teat adaptors provide the convenience of threaded peach teats on multiple feeders. This allows for quick teat changes and safe removal without having to cut the teats - or fingers. The adaptors facilitate easy teat changes on various feeders and offer hygienic and practical teat cleaning by allowing regular removal of the threaded Peach Teat.



BUCKET ADAPTOR AND PEACH TEAT
Made to fit many commonly used calf-feeding buckets



UNIVERSAL RUBBER CAP AND PEACH TEAT
Fits most screw threaded calf nursing bottles



ADAPTOR FOR 20-22MM DRILLED



Peach Teats

Calves love 'em!



Scan the QR code and find out more about the iconic Peach Teat



tee's



hoodies



caps

Join the Peach Teats movement! Scan the barcode and take a look at our current range of iconic apparel



MILK MAID SERIES

Stallion's complete range of MM feeders have been thoroughly tested and proven to effectively feed calves from the first day through to weaning. A must for every calf rearer, Stallion has the largest range of feeders in New Zealand.



MOUNTING BRACKETS



QUICK TIP
All pen feeders come with galvanized brackets. Making them suitable for wood or wire fences

EACH SECTION FITS 2L OF MILK



MM13 13 teat / 40 litre / 320H x 280W x 1810L



MM15 15 teat / 90 litre / 280H x 245W x 2720L

CAPS TO FIT STALLION FEEDERS



- 
CAP22
 Use with all pull through teats
- 
LTD
 Lamb bottle cap
- 
LTCAP
 Cap for lamb teat on feeders
- 
BLANK CAP
 Blanks off teats
- 
PCAP
 To fit threaded Peach Teat



MM1 1 teat / 4 litre / 280H x 170W x 240L



MM3 3 teat / 16 litre / 260H x 280W x 430L



MM5 5 teat / 25 litre / 260H x 250W x 700L
MM5 MEGA 5 teat / 40 litre / 300H x 330W x 810L



MM6 6 teat / 30 litre / 260H x 260W x 850L

MM8 8 teat / 40 litre / 275H x 245W x 1460L



MM10 10 teat / 66 litre / 350H x 500W x 1200L

MM12 12 teat / 70 litre / 350H x 530W x 1230L



MM20 20 teat / 100 litre / 940H x 1120D

CALFATERIA SERIES

The Calfateria series features a range of non-compartmentalised pen feeders available from 1 to 20 teat models. Made of tough, durable plastic with rounded edges, they are easy to transport and clean. Complete with steel brackets and screw in Peach Teats, the Calfateria series are easy to take off and ensure a hygienic clean.



SCB Calf bottle / 1 teat / 2.5 litre



FC5 5 teat / 30 litre / 255H x 250W x 700L
FC6 6 teat / 35 litre / 255H x 250W x 820L



FC20 20 teat / 160 litre / 940H x 1120D



BKT 3 teat / 10 litre / 280H x 240W x 320L



FC12 12 teat / 80 litre / 300H x 520W x 1130L
FC10 10 teat / 80 litre / 300H x 520W x 1130L



RFC1 1 teat / 6 litre / 330H x 310W x 240L



RFC2 1 teat reversible mounted front or back / 6 litre / 330H x 310W x 240L



FC15 15 teat / 110 litre / 275H x 245W x 2700L



RFC5 5 teat / 25 litre / 275H x 295W x 805L



FC13 13 teat / 80 litre / 320H x 285W x 1800L

MOTORBIKE CARRIERS



2WC - 2 Wheeler bike carrier
Red/Black or Blue/Grey

Height: 250mm
Width: 400mm
Length: 470mm

MOTORBIKE CARRIER BOX



CB1 - 4 Wheeler carrier box
Red/Black or Blue/Black

Height: 175mm
Width: 340mm
Length: 720mm



4WC - 4 Wheeler bike carrier
Red/Black or Blue/Grey

Height: 250mm
Width: 900mm
Length: 470mm



CB2 - 4 Wheeler carrier box
Red/Black or Blue/Black

Height: 225mm
Width: 340mm
Length: 720mm



MOTORBIKE CARRYBOXES

Comes with rubber rope tensioner and bungee cord anchors. Fitting instructions and cable ties supplied.

MADE FROM VIRGIN POLYETHYLENE, ULTRAVIOLET RESISTANT. LIGHT AND EASY TO INSTALL. HIGH IMPACT RESISTANCE. WILL NOT RUST OR CORRODE.

RURAL MAILBOXES



Height 310mm | Width 530mm | Length 330mm



RLB1



RLB2



RLB3



RLB4



RLB5



RLB6



SCAN THE QR CODE TO VISIT THE WEBSITE OR BUILD YOUR OWN BOX!

LOCKABLE MAILBOXES



Height 270mm | Width 270mm | Length 400mm

AVAILABLE IN:

- BLACK - LLB1
- DARK GREEN - LLB2
- BEIGE - LLB3
- MT BLUE - LLB4
- PURPLE - LLB5
- TEAL - LLB6

DURABLE MAILBOXES



Height 332mm | Width 280mm | Length 446mm

AVAILABLE IN:

- PURPLE/BLACK - DLB1
- LIGHT GREEN/DARK GREEN - DLB2
- BLACK/BLACK - DLB3
- MT BLUE/BLACK - DLB4

URBAN LETTERBOX



Height 200mm | Width 230mm | Length 366mm

AVAILABLE IN:

- BLACK - NLB1
- DARK GREEN - NLB2
- BEIGE - NLB3
- MT BLUE - NLB4
- PURPLE - NLB5
- TEAL - NLB6

SLIMLINE MAILBOXES



Height 480mm | Width 360mm | Length 160mm

AVAILABLE IN:

- BLACK/PURPLE - SLM1
- BLACK/DARK GREEN - SLM2
- BLACK/BLACK - SLM3
- BLACK/GREY - SLM4

SECURITY LETTERBOX



LARGE



SMALL

| | | | |
|--|-------------|----------|----------|
| | LIGHT GREEN | SECLBLG1 | SECLBSM1 |
| | DARK GREEN | SECLBLG2 | SECLBSM2 |
| | BEIGE | SECLBLG3 | SECLBSM3 |
| | GREY | SECLBLG4 | SECLBSM4 |
| | DARK BLUE | SECLBLG5 | SECLBSM5 |
| | BLACK | SECLBLG6 | SECLBSM6 |

Height 770mm | Width 350mm | Length 160mm

Height 500mm | Width 320mm | Length 160mm

HAZCHEM



Height 222mm | Width 290mm | Length 416mm

HEALTHY HEARDS

NEW!

BOOST YOUR LIVESTOCK'S HEALTH WITH SMART COW PROBIOTIC PASTE



Smart Cow Probiotic Paste is supportive broad-spectrum probiotic for calves and cows. Provides a combination of probiotic bacteria including Bacillus subtilis to support immune system stress. Contains live yeast to support rumen activity and energy transfer plus vitamins A, D, and E. Use at birth to boost early immune function, or as a spot treatment for calves and cows at risk or struggling with illness.

Available in 80g and 300g tubes.

Key Benefits

- Supports immune function during stress and illness.
- Enhances rumen activity and energy transfer.
- Reinoculates gut post-antibiotic therapy.
- Provides essential vitamins A, D, and E.



Directions for Use

Calves: 5g at birth, times of stress or illness, and as a reinoculant post-antibiotic therapy.
Cows: 15g at calving, times of stress or illness; 10-15g for off-feed cows.

All ingredients are ACV4 approved

ADMINISTRATION: Administer orally using paste applicator into the corner of the mouth. Allow calf/cow to swallow



DISCOVER THE BENEFITS OF STALLION'S SCOURS TESTING KIT

The Stallion Scours Testing Kit is a rapid diagnostic tool for the testing of calf faecal samples to detect Bovine Coronavirus antigen, Bovine Rotavirus antigen, Cryptosporidium Bovis antigen, Giardia Bovis antigen and Escherichia Coli K99 antigen.

NEW!
RAPID CALF TESTING

STALLION SCOURS TESTING KIT INCLUDES:

- 5 x test cassettes
- 5 x disposable dropper
- 5 x sampling swabs
- 5 x buffer vials



LAMB FEEDERS

The Lamb Feeder range of bottles and buckets are easy to fill and carry. Complete with an easy to carry handle, the lamb teats are easy to take off, ensuring a hygienic clean. All Stallion pen feeders can be changed to fit lamb teats.



LT Stallion Lamb Teats for bottles or any MM or FC feeder.



BTL 1 teat / 1 litre



SC Poly Scoop with a capacity of 2kg / 160H x 160W x 300L



BKTL 7 teat / 10 litre / 280H x 240W x 320L



LMM20 20 teat / 100 litre / 700H x 1120D



LFC20 20 teat / 160 litre / 700H x 1120D



DRUM BIN LID
Diameter 620mm x 150mm high



LPCBS Capacity 55kg / 1080H x 740D
LJPCS Capacity 85kg / 1320H x 890D



LPC Capacity 55kg / 1080H x 740D
LJPC Capacity 85kg / 1320H x 890D

ACCESSORIES



ROAD TYRES:
Part no. A1305 / 18" road style tread / High speed bearings



ELECTRIC START MOTOR:
Part no. A5064 / Honda pump motor GX200




DIGITAL FLOW METER:
Take the guesswork out of milk and colostrum feeding with the digital flow meter add-on. It lets farmers know exactly what they're feeding to the calves and the ability to reset at each pen.
Part no. A5067 / 50H x 70W x 100L / LCD display / Flow-rate indication / Easy to calibrate



MUD FLAPS:
300W x 350L / Rubber



HAZCHEM / HEALTH AND SAFETY BOX
222mmH x 290mmW x 416mmL
Bright orange HS Hazchem Box for keeping documents in. Best on post, shelf or free standing. Comes with lift up lid and clip shutter. Options to use a padlock. Comes with stickers ready for choice of use.



TOW BALL EXTENSION:
Part no. A1264 / 1.3 metres / 1 3/4 inch tow ball

STALLION DIGITAL MILK HEATER

(WITH SUSPENSION BAR)

Shaped for faster heating and digital control maintains temperature at set level.

80cm tall / 16 cm wide
230watt milk / water heater



TRANSFER PUMP KIT:

Honda pump motor transfer kit with 5 metre intake hose and a 5 metre delivery hose filter. Making the transfer of milk between storage and delivery methods a breeze.



MEAL MOBILE

BUILT STRONG. BUILT TO LAST!

MODELS

4M TROUGH

Capacity 1100 Litres / 1.1m³

Inside width 800mm
4120L x 430D x 770H

Feeds approx
140/150 cows

6M TROUGH

Capacity 1650 Litres / 1.65m³

Inside width 800mm
6200L x 430D x 770H

Feeds approx
180/225 cows



GOAT SERIES



GTC15 15 teat / 90 litre / 900H x 600D



GTHAY 60 litre / 600H x 350W x 650L



GTM15 Capacity 15kg / 460H x 200W x 390L



GTM30 Capacity 30kg / 460H x 220W x 770L



GT8 8 teat / 25 litre / 250H x 240W x 700L



GT15 15 teat / 70 litre / 275H x 245W x 1780L

enquire now 0508 688 688 www.stallion.co.nz 14

MEAL FEEDERS



SALT BLOCK SAVER 555W x 555L x 140H



PMF Capacity 12kg / 510H x 400W x 500L



LPMF Capacity 25kg / 250H x 425W x 1050L



CMF Capacity 40kg / 580H x 670W x 1060L (also available with bird skirts)



PC Capacity 55kg / 1260H x 740D
JPC Capacity 85kg / 1450H x 890D

PCBS Capacity 55kg / 1260H x 740D
JPBS Capacity 85kg / 1450H x 890D

MEAL / HAY FEEDERS



HAY Hay & meal feeder / 700H x 500W x 620L



HAYJ Hay & meal feeder / 700H x 500W x 1210L



HAYPEN 60 litre / 630H x 350W x 650L



SMF Meal feeder 30kg / 585H x 360W x 920L



15 enquire now 0508 688 688 www.stallion.co.nz

MEAL TROUGHS

HOOK ON

Made from polyethylene, the Stallion Meal Troughs are tough and durable. For pens, the meal feeders come complete with galvanized steel brackets that are strong and durable.



PF10 10Litres / 230H x 335W x 410L

PF30 30Litres / 230H x 410W x 880L

MEAL TROUGHS -

The Stallion AFT series offers a full range of meal and dry feed troughs. With a range of capacities and options to meet your needs. Hard wearing Rotational moulded from Stallions tough UV stabilized polymer. Within the range are options from bare trough to legs for raised height or a strong galvanised tow sled for easy mobility.



AFT4 SLED

AFT3 LEGS

AFT1 BARE

FEATURES:

- Sturdy galvanised frame for years of reliable service
- Towball extension available to tow multiple units
- Built to Stallion's high standards
- AFT4T suitable for mobs up to 25 calves
- AFT4T2 suitable for mobs up to 50 calves



AFT4T

AFT4T2

| MODELS | AFT1 BARE | AFT2 BARE | AFT3 BARE | AFT3 LEGS | ATF3 SLED | AFT4 BARE | AFT4 LEGS | AFT4 SLED | AFT4T TOW | AFT4T2 TOW | AFT6 BARE |
|-------------|-----------|-----------|-----------|-----------|-----------|-----------|-----------|-----------|-----------|------------|-----------|
| Litres | 35 | 90 | 70 | 70 | 70 | 110 | 110 | 110 | 110 | 2 x 110 | 130 |
| Height (mm) | 205 | 300 | 220 | 340 | 420 | 260 | 400 | 440 | 510 | 510 | 300 |
| Width (mm) | 345 | 410 | 340 | 340 | 345 | 395 | 395 | 390 | 320 | 320 | 410 |
| Length (mm) | 900 | 1420 | 1800 | 1800 | 1815 | 2440 | 2440 | 2440 | 3300 | 5700 | 2020 |

WATER TROUGHS

PERMANENT WATER SUPPLY

Lightweight and strong, these Stallion water troughs are ideal for a pen and paddock. They come complete with a valve, are available in green or black and includes a quality float valve with removable cover.



PD8
Hook on
water trough

PT10
Hook on
water trough

WT80
Also available in
eco80 bare black

WT180
Also available in
eco80 bare black

| MODELS | PD8 | PT10 | PT30 | WT80 | ECO80 | WT120 | ECO120 | WT180 | WT360 |
|------------------|-----|------|------|------|-------|-------|--------|-------|-------|
| Tank size (Ltrs) | 8 | 10 | 30 | 80 | 80 | 120 | 120 | 180 | 360 |
| Height (mm) | 200 | 310 | 300 | 350 | 350 | 320 | 320 | 320 | 420 |
| Width (mm) | 350 | 340 | 410 | 500 | 500 | 630 | 630 | 830 | 820 |
| Length (mm) | 300 | 400 | 880 | 850 | 850 | 970 | 970 | 1100 | 1580 |
| Valve | ✓ | ✓ | ✓ | ✓ | ✗ | ✓ | ✗ | ✓ | ✓ |
| Colour | ■ | ■ | ■ | ■ | ■ | ■ | ■ | ■ | ■ |

ROUND WATER TROUGHS

PERMANENT WATER SUPPLY

These troughs are ideal for both large and small paddocks, with cattle, deer or sheep. They're extra strong to withstand the rigours of larger animals in a permanent position.



WT260
Also available in
eco260
bare black

WT95

WT150
Also available in
eco150
bare black

WT600

WT1000

RDT200

| MODELS | WT95 | WT150 | ECO150 | RDT200 | WT260 | ECO260 | WT600 | WT600 BARE | WT1000 | WT1000 BARE |
|-------------|------|-------|--------|--------|-------|--------|-------|------------|--------|-------------|
| Diam. (mm) | 670 | 900 | 900 | 930 | 1000 | 1000 | 1500 | 1500 | 1650 | 1650 |
| Height (mm) | 420 | 380 | 380 | 600 | 480 | 480 | 495 | 495 | 620 | 620 |
| Valve | ✗ | ✓ | ✗ | ✓ | ✓ | ✗ | ✓ | ✗ | ✓ | ✗ |
| Cover | ✗ | ✓ | ✗ | ✗ | ✓ | ✗ | ✓ | ✗ | ✓ | ✗ |
| Colour | ■ | ■ | ■ | ■ | ■ | ■ | ■ | ■ | ■ | ■ |

MULTI PURPOSE LONG TROUGHS

PERMANENT AND PORTABLE SITUATIONS

These long troughs are suitable for both permanent and portable situations.

- Through the fence permanent water supply
- Used in sheep yards or other confined spaces
- Easily transportable on farm bikes over rough terrain
- Strong and robust to cope with wear and tear
- Long for maximum animal access

WT90

Volume: 90 litres
Size (mm): 295H x 410W x 1400L
Colour: ■

WT130

Volume: 130 litres
Size (mm): 295H x 410W x 2000L
Colour: ■



FOOTROT TROUGH

Made from 100% recyclable polyethylene, our Footrot Troughs are tough and durable. The troughs are designed to fit in a sheep race for easy footrot treatment and have a sloping ends with a non-slip base to prevent leg damage.

FT1


Volume: 70 litres
Size (mm): 195H x 340W x 2400L
Colour: ■

FB

Volume: 40 litres
Size (mm): 200H x 460W x 1500L
Colour: ■

FTYL

Volume: 225 litres
Size (mm): 200H x 1000W x 1500L
Colour: ■



PEST CONTROL PRODUCTS

PERFECT FOR FOR BUSH BLOCK AND THE SILAGE PIT



TIMMS POSSUM KILL TRAP

The Timms Kill Trap is made of tough polyethylene plastic. It's light colour is an effective lure to the curious possum.



TUNNEL TRAP

The Tunnel Trap has been designed to attract and kill ferrets, stoats and weasels. The small access hole in the front of the trap will stop cats, dogs and other non-target species from entering.

RAT BAIT BOX

The Bait Box has been designed to sit against a wall to take advantage of the typical hunting characteristics of the rat. The rat can feed inside the bait box without fear. This will ensure an adequate poison strike.



enquire now 0508 688 688 www.stallion.co.nz 18

WATER TANKS

EASY FIT WATER TANKS

UV stabilised for long outdoor life, the range of Easy Fit Stallion tanks come in 500, 1000, 2000 and 3000 litres. The Water Tanks come complete with a bayonet-style lid, a direct down-pipe entry point and a unique overflow system with a removable cover.

500

Volume: 500 litres
Size (m): 0.8H x 0.95D
Colour: ■

2000

Volume: 2000 litres
Size (m): 1.75H x 1.29D
Colour: ■

1000

Volume: 1000 litres
Size (m): 1.56H x 0.95D
Colour: ■

3000

Volume: 3000 litres
Size (m): 1.7H x 1.79D
Colour: ■



STORAGE TANKS

UV stabilised for long outdoor life, the Stallion Storage Tanks come complete with bayonet-style lids and range in sizes from 95 litres to 750 litre tanks.

95

Volume: 95 litres
Size (mm): 670 Diam
Colour: ■

250

Volume: 250 litres
Size (mm): 720 Diam x 580 Side Height
Colour: ■

420

Volume: 420 litres
Size (mm): 710 Diam x 1030 Side Height
Colour: ■

750

Volume: 750 litres
Size (mm): 860 Diam x 1210 Side Height
Colour: ■



19 enquire now 0508 688 688 www.stallion.co.nz

SPECIALISED PRODUCTS



DRAINAGE SUMP SMALL
600H x 640W x 345L

DRAINAGE SUMP LARGE
1030H x 780W x 475L



CARGO CORNERS
Available in: 300L, 600L or 1200L



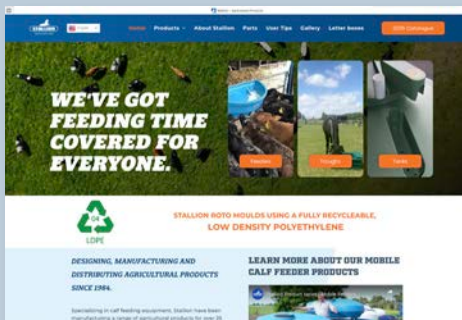
LAWN ROLLER
95 litres / 1240H x 400W x 840L
(Roller comes ready to fill with water)



DOG BIN
770H x 480W x 540L



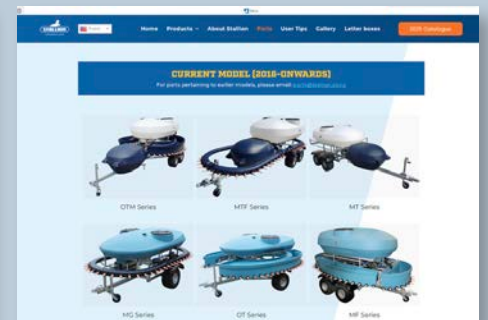
PLUS - THERE'S PLENTY MORE TO SEE ONLINE!



NEW SITE!



'HOW TO' VIDEOS



PARTS ORDERING



Talk to us about recycling your end of life Stallion products.

STALLION LIMITED
73 Railway Road, PO Box 807
Palmerston North
New Zealand
Phone +64 (6) 356 8816
www.stallion.co.nz

ORDER NOW! ENQUIRIES:
0508 688 688
 www.stallion.co.nz/parts
*1 year warranty excludes teats and caps



**NZ BORN,
BRED & BUILT
TO LAST**