

# Transport, Postal and Warehousing

This industry includes businesses engaged in providing transportation of passengers and freight by road, rail, water or air.



## Northern Territory 2026

### Economic Contribution to the NT



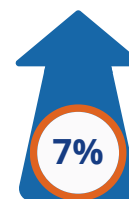
Value of the Industry  
(2023-2024)



of Gross State Product  
(2023-2024)



Total Registered  
Businesses  
(2025)



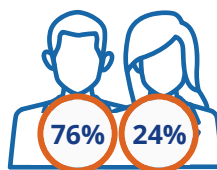
Increase in  
Registered Businesses  
(2024-2025)



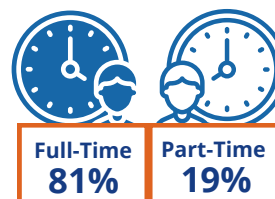
Industry  
Employment  
(February 2026)



of the NT  
Workforce  
(February 2026)



Male Female  
Employment  
by Gender  
(February 2026)

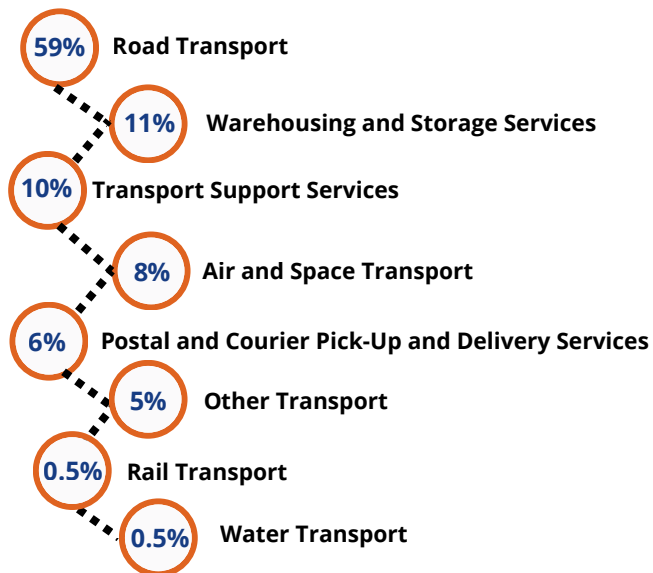


Full-Time Part-Time  
Employment  
Status  
(February 2026)

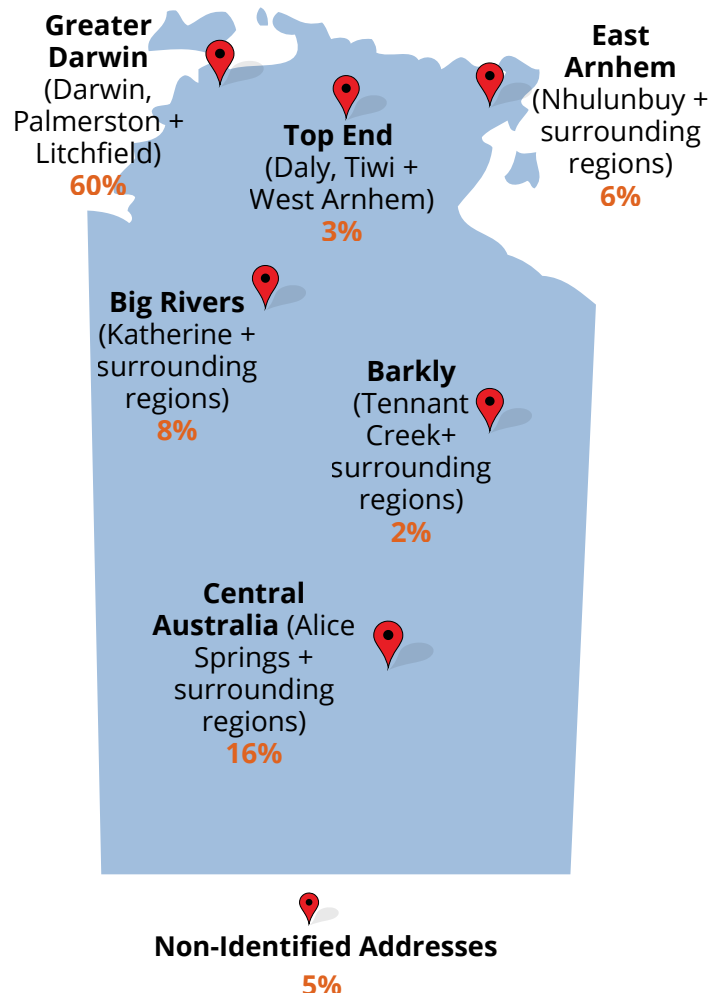


Fly-In Fly-Out  
Workforce  
(June 2021)

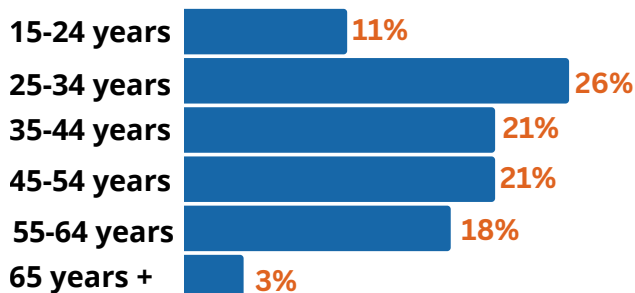
### Industry Employment by Subsectors (February 2026)



### Industry Workforce by Region (February 2026)



### Industry Age Structure (February 2026)



# Potential Qualification Pathways for Occupations in Demand in the NT (Examples)

**A** Apprenticeship **T** Traineeship **Q** Qualification available in the NT



Deck Hand



Loader Operator



Occupational Health and Safety Adviser



Ship's Master



Supply and Distribution Manager



Certificate I in Maritime Operations (Coxswain Grade 2 Near Coastal)



Certificate III in Civil Construction Plant Operations



Certificate IV in Work Health and Safety



Certificate II in Maritime Operations (Coxswain Grade 1 Near Coastal)



Certificate IV in Leadership and Management

## Transferable Occupations

Paving Plant Operator



Loader Operator

Marine Surveyor



Ship's Master

Purchasing Officer

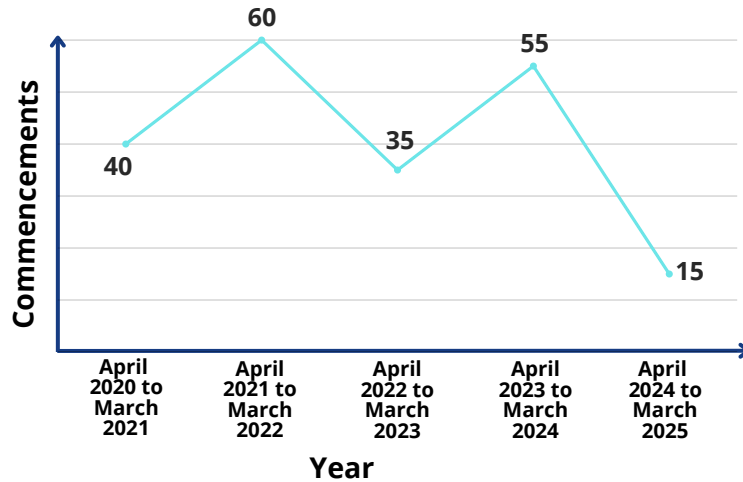


Supply and Distribution Manager

Example: A Purchasing Officer has the capacity to perform the tasks of a Supply and Distribution Manager. However, this may require upskilling.

## Apprenticeships and Traineeships Commencements in the NT

Transport and Logistics Training Package (TDT, TLI)



Data Source: NCVER Data Builder (2025)

## Impact of Automation and Augmentation on Industry

### Automation

The percentage of job tasks predicted to be performed by technologies

13.7%

in 5 years (2026-2031)

30.5%

in 10 years (2026-2036)

44.6%

in 15 years (2026-2041)

### Augmentation

The percentage of value addition to job tasks by technologies

3.6%

in 5 years (2026-2031)

9.7%

in 10 years (2026-2036)

16.1%

in 15 years (2026-2041)

404

Occupational Health and Safety Adviser

350

Supply and Distribution Manager

138

Ship's Master

91

Deck Hand

68

Loader Operator

## Skills Required by Employers



Communication Skills



First Aid



Forklift Operation



Supply Chain Management



Workplace Health and Safety

## WHAT DOES ISACNT DO

- Workforce Development
- Support training package development
- Promote vocational education and training
- Provide advice and intelligence

## FOR MORE INFORMATION CONTACT ISACNT

08 7913 7500

admin@isacnt.org.au

www.isacnt.org.au

Suite 201, Level 2, The Avenue, 12 Salonika St, Parap



**ISACNT**  
INDUSTRY SKILLS ADVISORY COUNCIL NT