

Health Care and Social Assistance

Northern Territory Workforce
2024



Economic Contribution



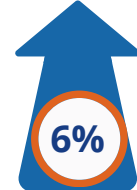
Value of the NT
Industry
(2022 - 2023)



of Gross State
Product
(2022 - 2023)



Total Registered
Businesses
(2023)

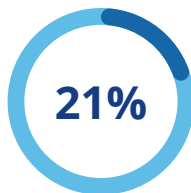


Increase in
Registered Businesses
(2022 - 2023)

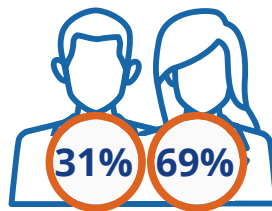


28,700

Persons
Employed
(August 2024)



Of the NT
Workforce
(August 2024)



Employment
by Gender
(August 2024)



Employment
Status
(August 2024)



Fly-in Fly-out
Workforce
(June 2021)

Industry Employment by Subsectors (August 2024)



Hospitals



Social Assistance Services

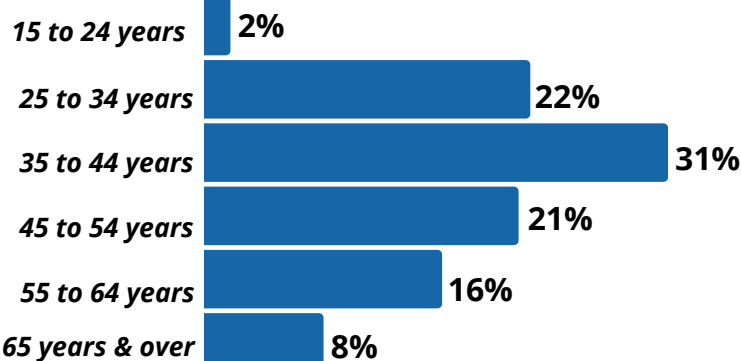


**Medical and Other Health Care
Services**

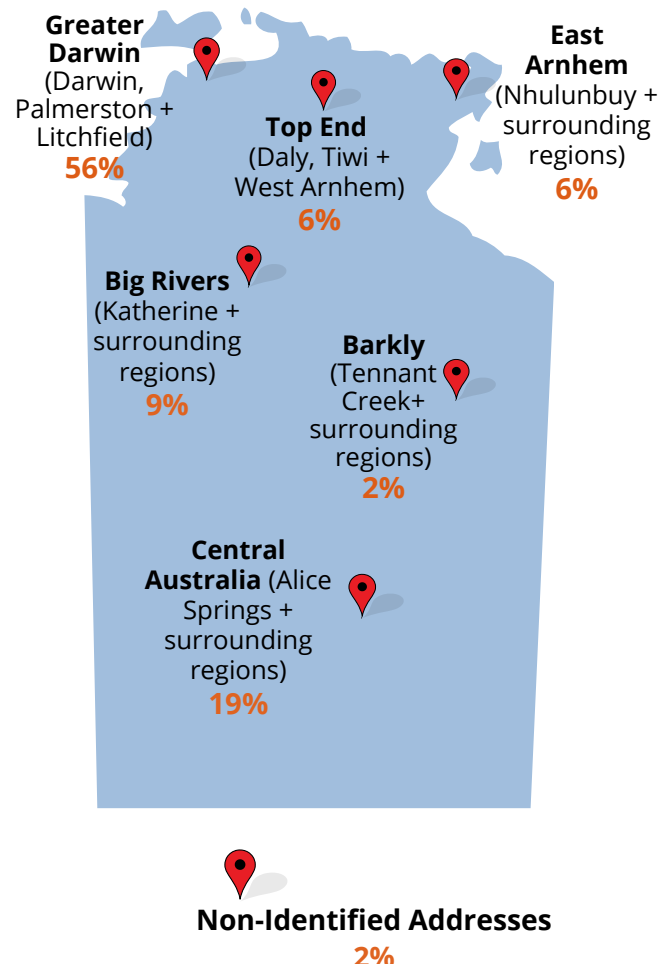


Residential Care Services

Workforce Demographics (August 2024)



Industry Workforce by Region (August 2024)



Potential Qualification Pathways for Occupations in Demand in the NT (Examples)

(A) Apprenticeship **(T)** Traineeship **(Q)** Qualification available in the NT



(T)(Q)

Certificate III in Individual Support



(T)(Q)

Certificate III in Early Childhood Education and Care



(T)(Q)

Certificate IV in Child, Youth and Family Intervention



(T)(Q)

Diploma of Nursing



(T)(Q)

Diploma of Mental Health

Transferable Occupations

Nursing Support Worker



Aged or Disabled Carer

Hostel Parent



Child Care Worker

Mothercraft Nurse



Family Support Worker

Mothercraft Nurse



Enrolled Nurse

Diversional Therapist

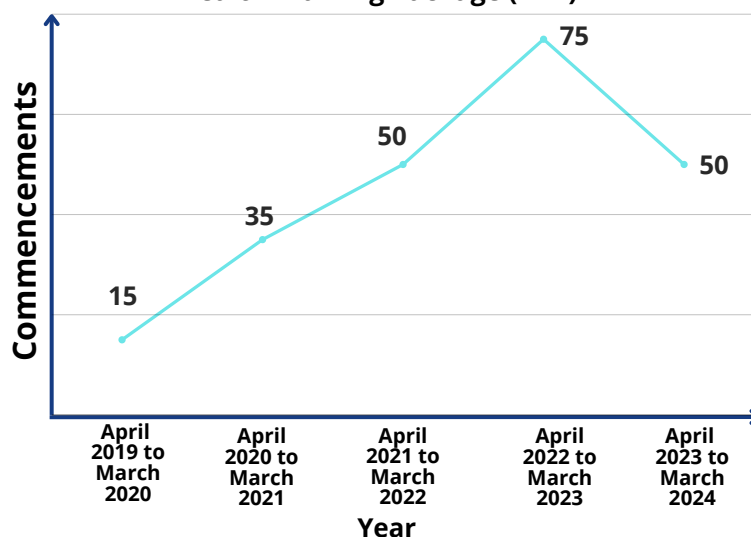


Disabilities Services Officer

Example: A Hostel Parent has the capacity to perform tasks of a Child Care Worker. However, this may require upskilling.

Apprenticeships and Traineeships Commencements in the NT

Health Training Package (HLT)



Data Source: NCVER Data Builder (2024)

Impact of Automation and Augmentation on Industry Occupations

Automation

The percentage of job tasks predicted to be performed by technologies

7%

15.2%

21.6%

in 5 years (2024-2029)

in 10 years (2024-2034)

in 15 years (2029-2039)

Augmentation

The percentage of value addition to job tasks by technologies

6.2%

18%

30.9%

in 5 years (2024-2029)

in 10 years (2024-2034)

in 15 years (2029-2039)

Number of Workers per Occupation

2,500

Aged or Disabled Carer

1,600

Child Care Worker

481

Family Support Worker

330

Enrolled Nurse

208

Disabilities Services Officer

Skills Required by Employers



Case Management



Teamwork



Working With Patient and/or Condition: Mental Health



First Aid



Communication Skills

ISACNT provides advice and intelligence on:

- Workforce Development
- Training Package Development
- Skills Shortages
- Workforce Solutions

For more information contact ISACNT!

☎ 08 7913 7500
 ✉ admin@isacnt.org.au
 🌐 www.isacnt.org.au
 📍 Suite 201, Level 2, The Avenue, 12 Salonika St, Parap



ISACNT
 INDUSTRY SKILLS ADVISORY COUNCIL NT