




The Stitchin' Rag

Machine Store Buzz 3rd Quarter 2026

By Jeff Vogel

I'm giving a huge shout out to our volunteers and all of you that have donated machines and fabric to the programs through the years. Quilts for Kids has distributed almost 1800 youth quilts to children in the area. I want to thank Stella Konya, who heads up the program and all her helpers that make the kits and those of you that sew them together and quilt the tops. We have a special lady, named Darla, that sews cloth bags that she donates to the homeless. I have seen over 100 empty cones of serger thread I have given her, she is very creative and can use anything she gets her hands on. I have tuned up and serviced about

400 sewing machines and donated them to native America reservations around the county. Chinle Arizona is the main recipient with Susan Sharman and her husband transporting the machines back and forth, thank you very much for your wonderful efforts. The most recent is our Youth Machine Give-A-Way program. The applicant needs to be 16 years old or younger, all they have to do is fill out a form and we have used, tuned-up machines to pick from. Again, thanks to all of you, together we make it a better place. Jeff



Bernina Jeff Keep on Sewing Hi Fashion Sewing
@berinajeff 35K subscribers 173 videos



Use this Code when ordering online.

Hi Fashion's Quilters Quarter Inch...

By Trista Pike

Quilting can be calming and restorative, offering a unique kind of healing that blends creativity, focus, and comfort into one deeply satisfying hobby. With each project, we problem-solve and find joy in learning new skills. Mistakes become creative opportunities that build confidence. Sitting down at my Bernina is so comforting; the hum of the needle and steady movement of fabric quiet the noise of everyday stresses. Bernina, known for its precision and reliability, allows us to fully immerse ourselves in the creative process without distraction, turning sewing time into a peaceful "retreat" from the demands of daily life. Jeff compares

this to watching a campfire. The whole process encourages patience and presence, which helps reduce anxiety. Then we get the satisfaction of completing a beautiful art piece. My Bernina becomes more than a tool. This sense of retreat and fulfillment is just one side of quilting's impact. On a deeper level, quilting carries a powerful emotional connection. Each fabric choice, color combination, and carefully placed stitch can hold memories, stories, and personal meaning. Creating quilts for loved ones becomes an act of care and connection, while working on a quilt during challenging times can provide comfort, structure, and a sense of purpose. Happy Sewing!

Hi Fashion

SEWING MACHINES



2584 Patterson Rd., Unit B
Grand Junction, CO 81505
Open Mon-Fri 9:30-5:30
Sat 9:30-2:00

970-256-1293
hifashiongj.com
HiFashionGJ@aol.com

Shopify



Jeff's You Tube



BERNINA **JANOME**
made to create

July 2026

CLASS SKILL KEY

GREEN: Very beginners, for your first lessons after purchasing a machine

BLUE: Intermediate Classes (You know how to use your machine)

MONDAY	TUESDAY	WEDNESDAY	THURSDAY	FRIDAY	SATURDAY
		1 Twisted Menagerie Worktime 10:00am-4:00pm	2 WGC 1:00pm-4:00pm	3 OSF 10:00am-4:00pm	4 
6 BOMWT 9:30am-1:30pm EPP Solstice Roses (1) 1:00pm-5:00pm	7 KIDS: Bean Bag Toss 10:00am-2:00pm Thread It! 4:30pm-5:30pm	8 Calendar Club "Watermelon Runner" 10:00am-4:00pm	9 Under Cover 10:00am-4:00pm	10 Lutterloh "Vest or Top" 10:00am-4:00pm	11 Lady Banks 9:30am-1:30pm
13 BOMA 10:00am-4:00pm	14 KIDS: Pillowcase & Mug Mat 10:00am-2:00pm My Bernina (1) 2:30pm-5:30pm	15 Sergers Lesson 10:00am-12:00pm Baby Lock Basics 3:00pm-5:00pm	16 Fashionable Featherweights 10:00am-4:00pm	17 Sergers Stitch Book 10:00am-4:00pm	18 Quilts for Kids 10:00am-1:00pm
20 BOMWT 9:30am-1:30pm BSR Panel Practice 2:00pm-5:00pm	21 KIDS: Stuffed Pillows 10:00am-2:00pm My Bernina (2) 2:30pm-5:30pm	22 BOMWT 9:30am-1:30pm OR 1:30pm-5:30pm	23 Embroidery Fun 10:00am-4:00pm	24 Amani Bag 10:00am-4:00pm	25 EPP Open Sew 10:00am-2:00pm
27 2 DAY Retreat *Chipeta 9:30am-5:00pm Gather & Create 10:00am-4:00pm	28 2 DAY Retreat* KIDS: Rice Pack & Eye Mask 10:00am-2:00pm Thread It! 4:30pm-5:30pm	29 Crazy Sister 10:00am-4:00pm	30 Embroidery Workshop 10:00am-1:00pm Embroidery Basics 2:00pm-4:30pm	31 My Bernina Settings 10:00am-12:00pm Janome Basics 1:00pm-4:00pm	

Call or Stop In to Sign Up for Your Lessons or Classes!!

August 2026

CLASS SKILL KEY

GREEN: Very beginners, for your first lessons after purchasing a machine

BLUE: Intermediate Classes (You know how to use your machine)

MONDAY	TUESDAY	WEDNESDAY	THURSDAY	FRIDAY	SATURDAY
					1 Cubicle Collective 9:30am-1:30pm
3 Siren's Song Bargello 10:00am-4:00pm	4 My Bernina SILVER 10:00am-1:00pm Thread It! 4:30pm-5:30pm	5 Sacred Sister 10:00am-4:00pm	6 Baby Lock Basics 10:00am-12:00pm WGC 1:00pm-4:00pm	7 OSF 10:00am-4:00pm	8 EPP Solstice Roses (2) 10:00am-2:00pm
10 BOMA 10:00am-4:00pm	11 BOMWT 9:30am-1:30pm OR 1:30pm-5:30pm	12 Calendar Club "Finish Those Runners" 10:00am-4:00pm	13 Frosty Twister (1) 10:00am-4:00pm	14 Rope Fun 10:00am-4:00pm	15 Quilts for Kids 10:00am-1:00pm
17 Gather & Create 10:00am-4:00pm	18 Harvest Moon 10:00am-4:00pm Thread It! 4:30pm-5:30pm	19 BOMWT 9:30am-1:30pm OR 1:30pm-5:30pm	20 Embroidery Fun 10:00am-4:00pm	21 Lutterloh "Top or Shorts" 10:00am-4:00pm	22 YARD SALE 9:00am-1:00pm
24 Wreathed 10:00am-4:00pm	25 Free-Motion Quilting 10:00am-4:00pm	26 Crazy Sister 10:00am-4:00pm	27 Embroidery Workshop 10:00am-1:00pm Emroidery Beyond Basics 2:00pm-4:30pm	28 Quillow 10:00am-4:00pm	29 My Bernina (1 & 2) 10:00am-4:00pm
31 Fashionable Featherweights 10:00am-4:00pm					

September 2026

CLASS SKILL KEY

GREEN: Very beginners, for your first lessons after purchasing a machine

BLUE: Intermediate Classes (You know how to use your machine)

MONDAY	TUESDAY	WEDNESDAY	THURSDAY	FRIDAY	SATURDAY
	1 My Bernina (1) 10:00am-1:00pm Snappy Sleeves 1:30pm-5:30pm	2 Collage 10:00am-4:00pm	3 Baby Lock Basics 10:00am-12:00pm WGC 1:00pm-4:00pm	4 OSF 10:00am-4:00pm	5 Twilight Wolf 9:30am-1:30pm
7 CLOSED LABOR DAY	8 My Bernina (2) 10:00am-1:00pm Sewing Machine Basics 3:00pm-5:00pm	9 Calendar Club "Gather Round Topper" 10:00am-4:00pm	10 VIRTUAL SEW SAVVY YouTube	11 VIRTUAL SEW SAVVY YouTube	12 VIRTUAL SEW SAVVY YouTube
14 Fashionable Featherweights 10:00am-4:00pm	15 BOMWT 9:30am-1:30pm OR 1:30pm-5:30pm	16 Frosty Twister (2) 10:00am-4:00pm	17 Embroidery Fun 10:00am-4:00pm	18 Gather & Create 10:00am-4:00pm	19 EPP Open Sew 10:00am-2:00pm
21 Oopsie Daisies 10:00am-4:00pm	22 BOMWT 9:30am-1:30pm OR 1:30pm-5:30pm	23 Lutterloh "Your Choice" 10:00am-4:00pm	24 Embroidery Workshop 10:00am-1:00pm Embroidery Basics 2:00pm-4:30pm	25 SEW SAVVY RETREAT *Chipeta 9:30am-5:00pm Gather & Create 10:00am-4:00pm	26 Quilts for Kids 10:00am-1:00pm
28 Modern Vibe Bag 10:00am-4:00pm	29 BOMA 10:00am-4:00pm Thread It! 4:30pm-5:30pm	30 Crazy Sister 10:00am-4:00pm			
Call or Stop In to Sign Up for Your Lessons or Classes!!					

TECH CORNER

By Jeff Vogel

Bobbin, Bobbin, who's got the BOBBIN? Did you know if you do not use the correct bobbin your stitches could look terrible or not stitch at all? I have had customers bring in their collection of assorted bobbins to sort for them. There is a website, Sewingpartsonline.com that has a great search engine that you can use for free, just type in your machine brand and model for a list of parts and correct bobbin for your machine. The next important thing is to wind the bobbin with the proper tension, too loose will cause thread nests and too tight and the bobbin will spread and not fit in the case causing broken needles and thread. To test if your bobbin thread is correctly wound, press in on the thread with your finger nail, it should be

soft enough to push in a slight bit. Refer to your threading path or manual for best results, properly using the little tension unit on the top of your machine is very important. One more thing, the thread needs to be level on the bobbin, if it is angled or fills to one side you need to have that adjusted by a tech.

Keep on Sewing, Jeff



My Bernina 1 & 2

MB

This class is for BLACK BOBBIN Machines. Classes are included with your new **BERNINA**. We want you to enjoy your new machine and we encourage you to take advantage of classes and learn all the neat functions that your **BERNINA** has to offer. Registration is required; a kit fee does apply. **BERNINAS** purchased from elsewhere may also attend classes for a fee of \$75.00 per session.

Class Fee: Free w/ Machine Purchase

Kit fee: \$20.00

Instructor: Angela

Class 1

The Basics! This class covers basic information on the machine, needles and thread. Learn the basic functions and features of your **BERNINA**. Everything from sewing a seam to perfect button holes will be covered in this class.

Class 2

Explore functions further! Different types of decorative stitches, embellishments, and other techniques with your **BERNINA**.

Class Dates are as follows:

Class 1: Tuesday, July 14, 2:30pm-5:30pm
Tuesday, September 1, 10:00am-1:00pm

Class 2: Tuesday, July 21, 2:30pm-5:30pm
Tuesday, September 8, 10:00am-1:00pm

Class 1 & 2: Saturday, August 29, 10:00am-4:00pm

BSR Panel Practice

BSRP

Here is a "use your tools" class. Do you own the BERNINA Stitch Regulator but don't feel comfortable using it? In this class we will use the BSR to quilt a panel so you can get comfortable using this wonderful invention.

Skill Level: Beginner

Date: Monday, July 20

Time: 2:00pm-5:00pm

Fee: \$20.00

Instructor: Angela



Learn Basic Skills:

Get Started with Bernina Classes

MY BERNINA SILVER 2, 3, 5

B235

This class is for SILVER BOBBIN Machines. Enjoy your new machine. We encourage you to take advantage of classes and learn all the neat functions that your **BERNINA** has to offer. Registration is required; a kit fee does apply. **BERNINAS** purchased elsewhere may also attend class for a fee.

Date: Tuesday, August 4

Time: 10:00am-1:00pm

Class Fee: \$75.00, Free w/ Machine Purchase

Kit Fee: \$10.00

Instructor: Angela

BERNINA 5, 7, 8 SETTINGS

B578

Learn Basic Skills: Get Started with Bernina Classes. Get the full potential out of your new machine. Jeff gets into all the internal settings to get your machine best set for the things you want to accomplish. Also, this is a great time for questions and answers. Berninas purchased from elsewhere may attend class for a fee.

Date: Friday, July 31

Time: 10:00am-12:00pm

Fee: \$50.00, Free w/ Machine Purchase

Instructor: Jeff

Fashionable Featherweight

FFW

By popular demand, join in the fun of working on your old Singer Featherweight sewing machine. We have parts and accessories available if you need some extras for your machine.

Skill Level: Beginner

Dates: Thursday, July 16;

Monday, August 31;

Monday, September 14

Time: 10:00am-4:00pm

Fee: \$30.00 each session

Instructor: Angela



CLASS POLICIES

1. Pre-registration and payment required to hold space in class.
2. No refunds if student cancels less than seven days prior to class start date.
3. Full refund will be made if class is cancelled by Hi Fashion. A full week's notice will be given.
4. A student is expected to have all required supplies as per class supply list prior to first session of class.
5. Supplies purchased for a cancelled class may be returned as long as they were not cut items. Receipt required.
6. Please make arrangements for your children.

No refunds are given for classes missed.

Baby Lock and Janome Classes



FOR THE LOVE OF SEWING

BABY LOCK BASICS

BLB

Hands-on entry level to your new machine; we dive right in with functions and features on these great machines. We want you to be comfortable with your new machine and get full potential. Machines purchased from elsewhere may attend class for a fee. "LOVE OF SEWING", CONVENIENT ONLINE CLASSES! Get direct access to the Baby Lock Educators, only available with select models.

Dates: Wednesday, July 15

Time: 3:00pm-5:00pm

Date: Thursday, August 6

Time: 10:00am-12:00pm

Date: Thursday, September 3

Time: 10:00am-12:00pm

Class Fee: \$75.00, OR
Free with Machine Purchase

Kit Fee: \$10.00

Instructor: Trista Pike

Serger & Overlocker LESSON

BLS

Congratulations on your new serger! This lesson is especially fun with the impressive air threading. Online Classes available. Machines purchased from elsewhere may attend class for a fee.

Date: Wednesday, July 15

Time: 10:00am-12:00pm

Class Fee: \$75.00, FREE W/ Machine Purchase

Kit Fee: \$5.00

Instructor: Trista

Embroidery Basics

EB

This lesson, offered bi-monthly, is meant for new Embroidery Machine owners, ALL BRANDS. You will learn the basics of how to hoop your fabric, transfer a design, basic editing, and stitch out the design. Machines purchased from elsewhere may attend class for a fee.

Date: Thursday, July 30

Time: 2:00pm-4:30pm

Date: Thursday, September 24

Time: 2:00pm-4:30pm

Fee: \$75.00, FREE W/ Machine Purchase

Instructor: Julie



Janome Basics Class

JBC

Are you new to Janome? Or have you missed out on training with your Janome machine? We are happy to help! We feel you should be confident in what your machine can do for you. Machines purchased from elsewhere may attend class for a fee.

Date: Friday, July 31

Time: 1:00pm-4:00pm

Fee: \$75.00, FREE W/ Machine Purchase

Instructor: Lorraine

Sewing Machine Basics

SMB

Join us for a 2-hour informative dive into your sewing machine, new or old. Let's get started on the right track for happy sewing. It is all about getting the little things right, a little bit of help can go a long way.

Skill Level: Beginner

Date: Tuesday, September 8

Time: 3:00pm-5:00pm

Fee: \$25.00 each session

Instructor: Trista

Embroidery BEYOND Basics

EBB

A continuation of Embroidery Basics. Julie will show perfect positioning, getting to know different stabilizers and expand your general embroidery knowledge. Machines purchased from elsewhere may attend class for a fee.

Date: Thursday, August 27

Time: 2:00pm-4:30pm

Fee: \$75.00, FREE W/ Machine Purchase

Instructor: Julie

Informative, Fun Sewing Times

Wool Gatherers Club

WGC

Sign up for the days that work best for you, one quarter at a time. Usually first Thursday of the month. Bring your wool/hand projects and have a nice afternoon with friends.

Dates: Thursdays; July 2, August 6, September 3

Times: 1:00pm-4:00pm

Fee: \$15.00 each session

Instructor: Lorraine

Sew Savvy Club

SSC

Our Sew Savvy Club welcomes everyone who has an interest in sewing. The annual membership is \$60.00. Members will receive 15% off on their loyalty card qualified purchases. On Sew Savvy dates, Thursday through Monday, members receive Double Boxes on their loyalty cards. You will receive two coupons for \$25.00 each toward any class for twelve months. We have two exclusive sewing retreats per year for members. At our year end party, we draw for an annual GRAND PRIZE worth over \$600.00.

Sew Savvy Virtual Dates:
September 10-14, Thursday- Monday

Sew Savvy Retreat
Date: Friday, September 25
Time: 9:30am-5:00pm
Location: Chipeta Club House

Jeff's You Tube



Open Sew Friday

OSF

Join us for a fun filled day of Open Sewing! You bring whatever project you would like to work on. We provide assistance if needed, lunch, and a space to work without any distractions. Bring your friends for a "retreat style" day; or make new friends each month.

Dates: Fridays; July 3, August 7, September 4

Time: 10:00am-4:00pm

Fee: \$35.00 each session

Instructor: Lorraine

YARD SALE

Our Annual Yard Sale is here!

Date: Saturday, August 22

Times: 9:00am-1:00pm

Location: Our Parking Lot

Quilts for Kids

QFK

Join Stella in our classroom to help cut quilt kits! This class is a fun time preparing kits to set-up volunteers for success. These kits will be available for volunteers to pick up, work on at home, and return. It's a win-win situation as you can practice your piecing and quilting skills. The finished quilts will provide love and care to children in need of some TLC. Fun is a requirement for this class!

Dates: Saturdays; July 18,

August 15, September 26

Time: 10:00am-1:00pm



Gather & Create

GNC

Open sewing time unsupervised. Take advantage of our classroom to get some sewing time with friends.

Skill Level: Independent

Dates: Monday, July 27;

Monday, August 17;

Friday, September 18;

Monday, September 25

Times: 10:00am-4:00pm

Fee: \$10.00 per session

Instructor: None



Quilting Basics & Project Classes

Embroidery Workshop

EBW

Great beginner class for new machine owners and novice machine embroidery students. Quarterly designs for various techniques from Kimberbell, Pickle Pie, Smith Street Designs or others, are provided for class, kits included. If you are unable to transport your machine, store Rentals are available, limited availability with reservations required.

Skill Level: Beginners Encouraged
Dates: Thursdays; July 30, August 27, September 24
Times: 10:00am-1:00pm
Fee: \$50.00 (includes design & kit for all 3-months)
Fee for Rental Machine: \$25.00 per day
Instructor: Julie



Thread it!

TI!

One hour to answer your questions and get you sewing! I believe a little help can go a long way. Pop in and get the answers you need to keep on sewing and sew happy.

Skill Level: Beginner
Dates: Tuesdays; July 7 or 28; August 4 or 18; September 29
Times: 4:30pm-5:30pm
Fee: \$10.00 per session
Instructor: Trista

Embroidery Fun

FUN

Machine embroidery work time and instruction. If you would like to try a new design or project but not sure how to accomplish it, Julie will help you through and provide some tips and tricks. Try your choice: Free-Standing Lace, Towels, Quilting in the Hoop, Multi-Hooping, Album Quilt Applique.

Dates: Thursdays; July 23, August 20, September 17
Times: 10:00am-4:00pm
Fee: \$30.00 each session
Instructor: Julie



EPP Open Sew

EPPOS

This is an opportunity to work on those unfinished English Paper Pieced projects. Sewing machine not required!

Skill Level: Beginner Hand Sewing
Dates: Saturdays; July 25, September 19
Time: 10:00am-2:00pm
Fee: \$20.00 per sessions
Instructor: Pam



Two Day Retreat

TDR

Join the fun with Angie and Lorraine at the Chipeta Club House. While lunch is provided both days you just sew and play.

Dates: Monday & Tuesday, July 27 & 28
Times: 9:30am-5:00pm
Location: Chipeta Club House
Fee: \$70.00
Instructors: Angela & Lorraine

CRAZY Sister Workdays

CZSW

These extra workdays are restricted to the One Crazy Sister block of the month program participants. We will be working on different Crazy projects in the BOM program throughout the year.

Skill Level: Confident Beginner
Dates: Wednesdays; July 29, August 26, September 30
Time: 10:00am-4:00pm
Fee: Included with BOM fee
Instructor: Angela



Block of the Month Quilt Classes

BOM "Work Time"

BOM

We offer work sessions that combine all of our current block-of-the-month programs, instead of sessions that are specific to each program. You can attend one session per month, to give you a little more flexibility in your picking a session that meets your schedule. Because more people will be involved in each session, please make sure you sign up, and cancel if you cannot attend. (If you haven't finished BOM projects for programs that have ended, you can attend BOM Anonymous).

Wool Smidgits, Gravity, Plum Bouquet, Table Top Banners, Sea Stars, Crazy Sisters, Vintage Christmas

July Dates & Times:

Monday 6, 9:30am-1:30pm

Monday 20, 9:30am-1:30pm

Wednesday 22, 9:30am-1:30pm, 1:30pm-5:30pm

August Dates & Times:

Tuesday 11, 9:30am-1:30pm, 1:30pm-5:30pm

Wednesday 19, 9:30am-1:30pm, 1:30pm-5:30pm

September Dates & Times:

Tuesday 15, 9:30am-1:30pm, 1:30pm-5:30pm

Tuesday 22, 9:30am-1:30pm, 1:30pm-5:30pm

Block-of-the-Month Anonymous BOMA

Did you start a block of the month and not finish it? Well, how 'bout we get together and finish them! That's what Block-of-the-Month Anonymous is all about: moral support and group therapy to finish up some of those projects. By finishing them, we are making room for new projects, right?!?!

Lunch is included.

Dates: Mondays; July 13, August 10;

Tuesday, September 29

Time: 10:00am-4:00pm

Fee: \$35.00 each session

Instructors: Angela or Lorraine

Calendar Club

CLC

New projects!


New projects, one month each quarter will be open-sew "finish those runners". Come join Lorraine for more months of fun. These are mostly table runners, quick and easy to finish for gifts or for your own table.

Dates: Wednesdays; July 8, August 12, September 9

Times: 10:00am-4:00pm

Fee: \$30.00

Instructor: Lorraine



July: Yum! Watermelon Runner

August: Finish Those Runners



September:
Gather Round
Topper

Lutterloh

LUT

Come together to stitch your garment together, get help with drafting your pattern, share your fabric ideas, and help each other to succeed in our clothing fun.

Skill Level: Beginner

Dates: Fridays; July 10, August 21;

Wednesday, September 23

Time: 10:00am-4:00pm

Fee: \$30.00 per session

Instructor: Delores

July:
Vest or Top



August:
Top or Shorts



September: Your Choice

Project Classes

Twister Menagerie Worktime **TWWT**

Time for continued work on your Twister project.

Skill Level: Confident Beginner

Date: Wednesday, July 1

Time: 10:00am-4:00pm

Fee: \$30.00

Instructor: Lorraine



Collage Class **CC**

Laura Heine (Fiber works) these wonderful patterns are free-form and built similar to an art quilt, lots of cut and paste -or fuse. It's not hard, just different! We have several pattern options in the store. If this will be your first collage project, we suggest you select one of Laura's medium or small patterns 16"x20", or the Tiny Heine "Whatever's" patterns 8"x8".

Skill Level: Beginner

Date: Wednesday, September 2

Time: 10:00am-4:00pm

Fee: \$30.00

Instructor: Trista



Rope Fun

RPF

Make a rope bowl or design a wreath for your door. Bring items to decorate your bowls or wreaths. A day of creativity.

Skill Level: Beginner

Date: Friday, August 14

Time: 10:00am-4:00pm

Fee: \$30.00

Instructor: Delores



Harvest Moon

HVM

Julie will have variations of this panel quilt. Kits (as pictured) available, this panel quilt finishes at 64" x 72".

Skill Level: Confident Beginner

Date: Tuesday, August 18

Time: 10:00am-4:00pm

Fee: \$30.00

Instructor: Julie



Free-Motion Quilting

BEGQ

Spend the day with Trista; learning and practicing together, in a full day of Quilting 101 Practicing your technique; let's get good at the basic movements of quilting. If you have been quilting but you are ready for some new inspiration, come in and fabric doodle with us.

Skill Level: Beginners and up

Date: Tuesday, August 25

Time: 10:00am-4:00pm

Fee: \$30.00

Instructor: Trista



Project Classes

Frosty Twister

FTW

Let's get our twister rulers out and make this adorable snowman. You can make the snowman or you can do just the head, two different size options. We will get started in August and in September follow up on putting it together. Two-part class.

Skill Level: Confident Beginner

Date: Thursday, August 13 &

Wednesday, September 16

Times: 10:00am-4:00pm

Fee: \$60.00 both sessions

Instructor: Francie



Quillow

QIL

Everyone needs a Quillow! Take 10" squares (a layer cake) and make a nice quilt that you fold up into a pillow. A great traveling Quilt/Pillow, or make as a gift.

Skill Level: Beginner

Date: Friday, August 28

Time: 10:00am-4:00pm

Fee: \$30.00

Instructor: Francie



Serger Stitch Book

SSTB

Open to any serger, Baby Lock, Bernina or Janome. Come and familiarize yourself with all that you can do with your serger. We will utilize 4-Thread, 3-Thread and 2-Thread stitches to make your book. If your machine does not have chain and cover stitch capabilities, there will be a machine available to use.

Skill Level: Beginner and up

Date: Friday, July 17

Time: 10:00am-4:00pm

Fee: \$30.00

Instructors: Delores

Undercover

UDC

Protect your cherished sewing machine with its own quilt! This ByAnnie pattern makes a custom sewing machine cover in three sizes, and features slip pockets on front and back, a zippered pocket on one side, and a mesh slip pocket on the other side.

Small: Fits machines measuring 12½"H x 15½"W x 6½"D;

Medium: Fits machines measuring 13"H x 17¾"W x 8"D;

Large: Fits machines measuring 14½"H x 20½"W x 8"D.


Skill Level: Intermediate

Date: Thursday, July 9

Time: 10:00am-4:00pm

Fee: \$30.00

Instructor: Angela



Specialty Project Classes

Lady Banks

LDBS

In a time crunch? Angie has a quick and easy quilt for you! Pick your own fabrics or buy a kit featuring Moda fabrics hand selected by Angie in grays and whites with some blue and coral to spice it up.

Finishes to 45" x 60". Need it bigger? Add a border or two, back it with flannel and you & I'll have a comfy-cozy quilt to snuggle under!

(Note: kit is *not* the colors shown).

Skill Level: Beginner

Date: Saturday, July 11

Time: 9:30am-1:30pm

Fee: \$20.00

Instructor: Angela



Cubicle Collective

CCBA

Ready to get organized? Let's make some boxes and cases! This NEW ByAnnie pattern makes square and rectangle zippered boxes in three sizes, and snap cases from the scraps. The boxes open flat for easy access to contents. Finished sizes of Rectangle Bags: Small: 3"H x 6"W x 3"D; Medium: 4"H x 8"W x 4"D; Large: 5"H x 10"W x 5"D. Finished sizes of Square Bags: Small: 4"H x 4"W x 4"D; Medium: 6"H x 6"W x 6"D; Large: 8"H x 8"W x 8"D. Finished sizes of Snap Cases: Customizable in a variety of sizes from 3½"H x 3"W to 9½"H x 8"W.

Skill Level: Confident Beginner

Date: Saturday, August 1

Time: 9:30am-1:30pm

Fee: \$20.00

Instructor: Angela



Amani

AMB

This handy compact bag holds all the essentials for life on the go! The inside of this bag features three credit card pockets, two main pockets to hold a cell phone, passport or small wallet, and a small pocket for a key fob or reading glasses. The back of the bag has a zipper pocket for cash or coins. This pattern was designed to honor and help the women of The Amani Center, a sewing ministry that helps refugee women across Africa find hope and peace through sewing, faith and relationship building.

Finishes to 4 ½" wide x 13" high when open.

Skill Level: Confident Beginner

Date: Friday, July 24

Time: 10:00am-4:00pm

Fee: \$30.00

Instructor: Angela



Siren's Song

SSG

Have you been wanting to make a bargello quilt? Get a head start on cutting this beautiful quilt by using 2 ½" strip sets. We have kits available or pick your own colors. Angie will teach you how to assemble this fun and stunning bargello quilt. Finishes to 64" x 80".


Skill Level: Confident Beginner

Date: Monday, August 3

Time: 10:00am-4:00pm

Fee: \$30.00

Instructor: Angela



Specialty Project Classes

Sacred Sisters

SCDS

Nadine Fortier designed this fabric line to foster awareness of missing and murdered indigenous women and girls. This quilt sets off these three panels beautifully, while the pieced blocks add interest and a setting with a native feel. Kits available. Finishes to 55" x 65". There is also a bag panel in this fabric collection.

Skill Level: Confident Beginner

Date: Wednesday, August 5

Time: 10:00am-4:00pm

Fee: \$30.00

Instructor: Angela



Wreathed

WRD

Modern gray, black and red make a stunning quilt. This pattern is from one of Angie's favorite designers, Canuck Quilter Designs. Her patterns are well written with cutting instructions that have you cut largest pieces first (with diagrams), arrows showing pressing direction, and sizes of interim block units. Strip sets and stitch-and-flip instructions make the blocks easier to assemble and more accurate. Kits are available or select your own colors. Each block is pieced the same but with a different fabric. Finishes to 51 1/2" x 67".

(Note: kit is *not* the colors shown).

Skill Level: Confident Beginner

Date: Monday, August 24

Time: 10:00am-4:00pm

Fee: \$30.00

Instructor: Angela



Snappy Sleeves

SNPS

Make some fun and quick snapping cases (not snapping turtles!) to store your belongings safely. The pattern includes instructions for sleeves in two handy styles (horizontal and vertical), each in three sizes. Each case features a flap with a snap closure, making them ideal for life on the go. Small: Just right for glasses, pens, markers, coupons, cash, sewing tools. Medium: Perfect for e-readers, small tablets, or passports. Large: Protect and carry a tablet or travel notebook, or organize important documents like insurance papers, birth certificates, and more. Finished sizes for

Horizontal Sleeves (exterior dimensions):

Small 3 3/4"H x 7 1/4"W; Medium 6 1/2"H x 8 1/4"W;

Large 10 1/4"H x 13 3/4"W.

Finished sizes for Vertical Sleeves (exterior dimensions):

Small 7 3/4"H x 4"W; Medium 8 3/4"H x 6 1/4"W

Large 13 1/4"H x 10 1/2"W.

Skill Level: Confident Beginner

Date: Tuesday, September 1

Time: 1:30pm-5:30pm

Fee: \$20.00

Instructor: Angela



Twilight Wolf

TWLF

Easy-peasy wall hanging that can be finished in an afternoon. Perfect for beginners, and a half-day SATURDAY class, no big-time commitment. Panel and fabric line is from Camelot Fabrics and features a wolf and a full moon on a gorgeous golden-brown watercolor background. Join Angie for a fun time! Finishes to 50" x 56 1/2".

Skill Level: Beginner

Date: Saturday, September 5

Time: 9:30am-1:30pm

Fee: \$20.00

Instructor: Angela



Specialty Project Classes

Oopsie Daisies

OPD

This quilt features fun flower blocks. What appears to be curved piecing is really a unique "Peel-Back Patchwork" technique. It's a fun, easy and dimensional piecing technique used by another of Angie's favorite designers, Southwind Designs. The pattern offers three size options: Queen 80.5"x80.5", Lap 56.5"x56.5", and Baby.

Choose your own color combos.


Skill Level: Confident Beginner

Date: Monday, September 21

Time: 10:00am-4:00pm

Fee: \$30.00

Instructor: Angela



Modern Vibe

MDV

Would you like to stitch up a handy crossbody sling bag? Angie has one for you, with a pocket and a zippered top. New to zippers? Angie's got you! Zippers are way easier in bags than in clothing. This neutral color scheme will go with any outfit and hide any imperfections.

Skill Level: Confident Beginner

Date: Monday, September 28

Time: 10:00am-4:00pm

Fee: \$30.00

Instructor: Angela



EPP Solstice Roses

EPPSR

English Paper Piecing, in this class you will be working with hexi's, diamonds and half hexi's. The completed work can be a table topper, cushion or small wall hanging. This is a two-part class.

Skill Level: Handwork

Date: Monday, July 6

Time: 1:00pm-5:00pm

Date: Saturday, August 8

Time: 10:00am-2:00pm

Fee: \$30.00 (both sessions)

Instructor: Pam

KIDS CLASSES:

Bring Your Lunch! Class fee includes fabric and thread needed to make these projects. Parents are welcome to drop off, or stay and sew with us. Class room sewing machines are available if you do not have one.

Bean Bag Toss

BBT

Date: Tuesday, July 7

Time: 10:00am-2:00pm

Fee: \$30.00

Instructor: Trista



Pillowcase & Mug Mat

PMM

Date: Tuesday, July 14

Time: 10:00am-2:00pm

Fee: \$30.00

Instructor: Trista



Stuffed Pillows

SFP

Date: Tuesday, July 21

Time: 10:00am-2:00pm

Fee: \$30.00

Instructor: Trista



Rice Pack & Eye Mask

RPEM

Date: Tuesday, July 28

Time: 10:00am-2:00pm

Fee: \$30.00

Instructor: Trista

