



KEVA®

The Wonder Book

Bible Edition

Building through the Bible



The Bible through Building Blocks

This booklet is intended to help ministry leaders, Sunday School teachers, Children's Church leaders, VBS leaders and parents communicate the truth of the gospel to children with more engagement and enjoyment by all.

Concrete Activities for Abstract Ideas

KEVA Bible activities engage children's hands, bodies, minds, and imaginations at the same time, making Bible concepts stick better. Young children are concrete thinkers. Trying to communicate abstract ideas to concrete thinkers can be challenging. A child's moral compass is generally set by age nine and most spiritual decisions by age 13 so we have a critical window of opportunity to use our time and efforts effectively. Kristyn Getty calls them the "Sponge" years. We need to connect with our children. KEVA Planks can help.

Sticky Gospel

Phil Vischer, the creator of Veggie Tales, talks about making the gospel sticky - so children remember it. He did it with humor, silly songs and compelling storytelling. Full engagement with hands-on activities is another way to add stickiness to the gospel.

This guide is not intended to provide stand-alone Bible lessons or act as a curriculum. This guide (along with KEVA planks) can enhance lessons or curriculum that you are already using. KEVA Planks are a tool that will help you connect with children on their level and communicate the gospel truths that you wish to teach. We assume that you are using a curriculum of your choice from your church or you are teaching Bible truths that you already understand as a believing Christian.



At Church

As children arrive, invite them to build something with KEVA planks that is related in some way to the lesson you will be teaching. “Today we are going to learn about a story that happens on the ocean. Build something related to water, like fish, boats...”.

Or

Teach the primary lesson by inviting the children to build something related to the lesson, then start telling the story or sharing the lesson conversationally as they build. At least some of the adult leaders should actively build along with the children

Or

Check out the ideas in this book to determine if one of these lessons are similar to the lesson you are teaching in Sunday School, Children’s Church or Vacation Bible School.

Important: KEVA construction should be open-ended allowing children to determine how they will build their project. No structure needs to look exactly like the examples in this book. We want children to think about challenges and make their creations their own, just as we want them to make their beliefs their own and their faith their own.



At Home

Conversational Bible discussions-- a fresh take on "family devotions".

Here's the plan:

1. Read a passage from the Bible or a Bible story book.
2. Everyone: build something with KEVA Planks to represent some aspect of the story or concept that was read.
3. Each person explains what they built and how it fits with the passage.
4. Option: Pause the story or construction sometimes to discuss the story and Bible truths.

Open-ended questions: Use one or more questions.

- What do you learn about God or Jesus from what was read?
- How does the gospel apply in this situation?
- Explain if any of these are in the story: sin, forgiveness, redemption, grace, justice, love
- How do you identify with anyone in the story?
- What do you want to remember from today's conversation?
- What can you apply to your life based on what was read and our conversation?

Note: lessons in this book include questions that are more specific to that lesson.

1. Pray
2. Done.

Family devotions do not need to be highly structured, long or complicated. In fact, informal conversations and activities may be the most powerful. "Teach your children as you walk along the road..." (Deut 6:7) Since family devotions often have a reputation for being boring or awkward, try calling them Life Conversations or Bible Play Time or something else. You don't have to call them devotions.

We believe it is most effective if parents participate as fellow believers with their children rather than authoritarian teachers. Each person, including Mom and Dad, should build, play and share their own personal thoughts. Obviously, Christian parents will want to guide conversations and offer insight to help children understand the truth. However, parents should not be doing most of the talking. As discussion leaders, parents should be doing most of the asking and listening carefully so it is a real life balanced conversation with seeking young people, not a lecture.

"The secret to being a bore is to tell everything." - Voltaire

One or two key points is enough.

Keep it brief.

There will be more conversations.

Don't exasperate your children. (Col 3:21)



More Activities

Truth or Snare: Music Version

Each person gets the opportunity to choose a hymn or song of interest for the day (Christian or secular). Listen to the song or sing it together. Refer to the lyrics if you like. Build any aspect of the song with KEVA Planks. Discuss what parts of the song are truth and what parts of the song could ensnare people (lies, sin, non-biblical advice or worldview). Many songs include a mixture of truth and snares.

Truth or Snare: Movie or Screen Version

Watch a movie or program. Build any aspect of the program with KEVA Planks. Discuss what parts of the program are truth and what parts of the program could ensnare people (lies, sin, non-biblical advice or worldview). Many movies and programs have a mixture of both truth and snares.

Build a Book

Read a book or chapter of a book and build any aspect of the story using KEVA Planks. Discuss how your creation relates to the story.

Why it works

Children understand play. It's their language and their occupation. Just as we translate the Bible into many languages for various cultures, we can help children understand the Bible by presenting it in their primary language at their developmental level. Pictures are also a language that children understand well. When children create their own physical structures and designs with KEVA Planks, they create a unique picture in their minds of the event. By combining a creative activity with the Biblical truths that you want them to learn and embrace, they have a unique place in the mind to store the Biblical concepts.

The advantage of creating with KEVA Planks is that the activity is easy and intuitive so it acts as a springboard to conversation. KEVA Planks help to focus attention on the topic rather than divert it.

Other forms of active learning such as role-playing or acting out a story may be good but sometimes those activities are overused because leaders don't know of any other options. We are delighted to offer another option - another tool in the toolbox.



KEVA planks provide a creative art form that requires no preparation, no mess, no lessons, no intimidation, no material consumption and quick cleanup.

Fun for Everyone

People of all ages and skill levels enjoy building with KEVA planks – young children, teens and adults. KEVA can be used in any classroom and living room and grow with children as they mature. Exploring the Bible should be an enjoyable activity for all involved.

Gospel Imagination

God made us in his image. We enjoy creating things because God is creative and made each of us with that characteristic as humans. Creativity requires us to imagine things that do not exist yet. We build or write or sing thoughts that arise from our imagination. Our imagination can place us into situations mentally without us actually being in the situation. When we use our gospel imaginations, the Bible becomes more real, relevant and compelling.

Also, imagination is necessary for us to envision circumstances that will be better than our current situation. When we face difficult situations or seasons in life, our imagination helps us to look into the future of hope. Healthy imagination enhances all aspects of life.

The lessons in this book are stories that contain elements that can be readily built with KEVA Planks. Many concepts in the bible are abstract but older children and adults will enjoy working out ways to represent abstract ideas with KEVA Planks.

Other Recommended Resources to use with KEVA Planks

Any book by Sally Lloyd Jones

Bible Stories Every Child Should Know – Kenneth N. Taylor

Pilgrim's Progress



Table of Contents

Creation

Noah's Ark

Tower of Babel

The Ten Commandments

Joshua & Jerico

Jonah and the Big Fish

The Great Escape

The Resurrection

The Good Samaritan

Fishing with Jesus

The Sower

The Wise & Foolish Builder

The Great Feast

...any other story from the Bible





Creation



Night

Day

Genesis 1



Octopus

Tree

Fish

I wonder how you could build...

the first day of Creation...
second day...
third day...
any day...

Activity Options

-Make an irregular line with KEVA planks dividing the room.
Imagine one side is water and the other is land. Build examples
of creation on each side.
Build an example of creation and have others guess what you
made.

Questions



Tell me about what you made.
What do you think about the fact that God thought his creation is
good? Are there bad things in creation?
What do you learn from God that he seemed to enjoy creating?
Why do you enjoy creating things?
Why is it important to know that God made the universe and
everything in it?





Noah's Ark

Genesis 6-9



I wonder how you could build...
the ark...

Activity Options

- Create an outline of the ark, as big as needed for the number of children. i.e Ten children might make an ark that is 10 feet long.
- Children each take 2 planks and think of an animal to represent
- Use animal figurines to place in the boat.
- Build a rainbow


Questions

How do you think Noah felt working on the ark for so long before it rained?

How is the ark a picture of Christ?

Open-ended questions: Use one or more questions.

- What do you learn about God or Jesus from what was read?
- How does the gospel apply in this situation?
- Explain if any of these are in the story: sin, forgiveness, redemption, grace, justice, love
- How do you identify with anyone in the story?
- What do you want to remember from today's conversation?
- What can you apply to your life based on what was read and our conversation?





Tower of Babel



Genesis 11



I wonder how you could build...
a tower taller than yourself

Activity Options

- children work with partners
- add a city around the tower
- knock the tower down to represent the breakdown of languages.
- Build a tower with interesting patterns.


Questions

How do you feel when you cannot understand the language someone is speaking?

Open-ended questions: Use one or more questions.

- What do you learn about God or Jesus from what was read?
- How does the gospel apply in this situation?
- Explain if any of these are in the story: sin, forgiveness, redemption, grace, justice, love
- How do you identify with anyone in the story?
- What do you want to remember from today's conversation?
- What can you apply to your life based on what was read and our conversation?


*No one knows
what the tower of
babel really
looked like.*





The Ten Commandments

Exodus 20: 2-17



I wonder how you could build...

something that represents one of the ten commandments

Activity Options

-Try to guess the commandment others have built.

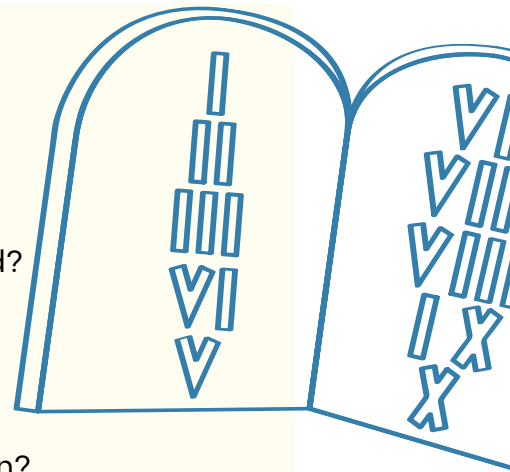
Questions

Tell me about what you have built.

Why are the commandments so hard to follow?

Open-ended questions: Use one or more questions.

- What do you learn about God or Jesus from what was read?
- How does the gospel apply in this situation?
- Explain if any of these are in the story: sin, forgiveness, redemption, grace, justice, love
- How do you identify with anyone in the story?
- What do you want to remember from today's conversation?
- What can you apply to your life based on what was read and our conversation?





Joshua and Jericho

Joshua 6



I wonder how you could build...

a big wall or fortress

Activity Options

- Build big walls
- March around them-Yell and knock down the walls.
- Consider fun creative ways to knock down the walls.

Questions

Tell me about you you have built.


Open-ended questions: Use one or more questions.

- What do you learn about God or Jesus from what was read?
- How does the gospel apply in this situation?
- Explain if any of these are in the story: sin, forgiveness, redemption, grace, justice, love
- How do you identify with anyone in the story?
- What do you want to remember from today's conversation?
- What can you apply to your life based on what was read and our conversation?



Jonah and the Big Fish

Jonah 1-4



I wonder how you could build...

a big fish, maybe big enough to fit a person

Activity Options


- Build an outline of a fish big enough to fit a child
- Build the boat that Jonah was on

Questions

How do you think Jonah felt in the big fish?
Tell me about what you have built.

Open-ended questions: Use one or more questions.


- What do you learn about God or Jesus from what was read?
- How does the gospel apply in this situation?
- Explain if any of these are in the story: sin, forgiveness, redemption, grace, justice, love
- How do you identify with anyone in the story?
- What do you want to remember from today's conversation?
- What can you apply to your life based on what was read and our conversation?





The Great Escape

Exodus 14:21



I wonder how you could build...

the parting of the sea

Activity Options

Use figurines and vehicles to tell the story leading up to the dramatic crossing.

Questions

Tell me about what you have built.

Open-ended questions: Use one or more questions.

- What do you learn about God or Jesus from what was read?
- How does the gospel apply in this situation?
- Explain if any of these are in the story: sin, forgiveness, redemption, grace, justice, love
- How do you identify with anyone in the story?
- What do you want to remember from today's conversation?
- What can you apply to your life based on what was read and our conversation?



The Resurrection

Matthew 28:1-20, Mark 16:1-20, Luke 24 or John 20



I wonder how you could build...
the tomb

Activity Options

Have one person lie on the floor with arms crossed on their chest. The others stand around the person, then build a wall until you run out of planks. Work together to help the person out of the tomb without knocking down the planks.

Questions

Open-ended questions: Use one or more questions.


- What do you learn about God or Jesus from what was read?
- How does the gospel apply in this situation?
- Explain if any of these are in the story: sin, forgiveness, redemption, grace, justice, love
- How do you identify with anyone in the story?
- What do you want to remember from today's conversation?
- What can you apply to your life based on what was read and our conversation?





The Good Samaritan

Luke 10:25-37



I wonder how you could build...
any part of this story

Activity Options

Build the scenes and retell the story.

Questions

Tell me about what you have built.

Open-ended questions: Use one or more questions.


- What do you learn about God or Jesus from what was read?
- How does the gospel apply in this situation?
- Explain if any of these are in the story: sin, forgiveness, redemption, grace, justice, love
- How do you identify with anyone in the story?
- What do you want to remember from today's conversation?
- What can you apply to your life based on what was read and our conversation?





Fishing with Jesus

John 21



I wonder how you could build...

a boat
a Fish
a net

Activity Options

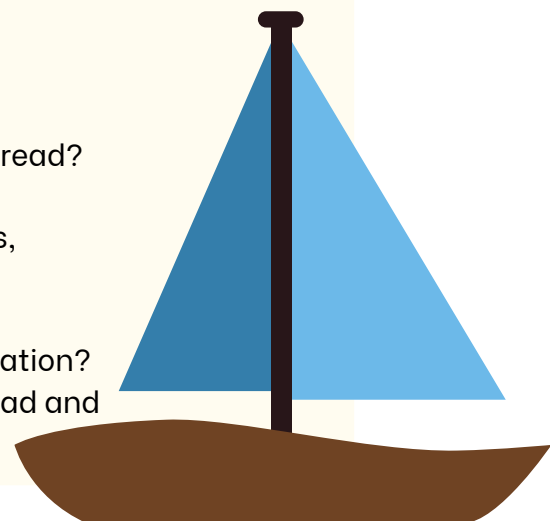
Build a variety of small boats
or
Build an outline of a boat big enough for people to be inside the boat.

Questions

Tell me about what you have built.

Open-ended questions: Use one or more questions.

- What do you learn about God or Jesus from what was read?
- How does the gospel apply in this situation?
- Explain if any of these are in the story: sin, forgiveness, redemption, grace, justice, love
- How do you identify with anyone in the story?
- What do you want to remember from today's conversation?
- What can you apply to your life based on what was read and our conversation?





KEVA

The Sower

Matthew 13:1-23

Mark 4:1-20

Luke 8:4-18



I wonder how you could build...

something that represents the different types of soil.


Activity Options

Build an example of a healthy plant and a sickly plant.

Questions

Open-ended questions: Use one or more questions.

- Tell me about what you have built.
- What do you learn about God or Jesus from what was read?
- How does the gospel apply in this situation?
- Explain if any of these are in the story: sin, forgiveness, redemption, grace, justice, love
- How do you identify with anyone in the story?
- What do you want to remember from today's conversation?
- What can you apply to your life based on what was read and our conversation?





The Wise & Foolish Builder

Matthew 7:24-27

Luke 6:47-49



I wonder how you could build...

a sturdy house.

a house on a weak foundation.

Activity Options

Fold or wad a blanket or towel and try to build a house on it.

Questions

Open-ended questions: Use one or more questions.

- Tell me about what you have built.
- What do you learn about God or Jesus from what was read?
- How does the gospel apply in this situation?
- Explain if any of these are in the story: sin, forgiveness, redemption, grace, justice, love
- How do you identify with anyone in the story?
- What do you want to remember from today's conversation?
- What can you apply to your life based on what was read and our conversation?





The Great Feast

Luke 14:16-24



I wonder how you could build...

a table.

food you might find at a feast.

Activity Options

Each person build a food. Others try to guess the food.

Questions

Open-ended questions: Use one or more questions.

- Tell me about what you have built.
- What do you learn about God or Jesus from what was read?
- How does the gospel apply in this situation?
- Explain if any of these are in the story: sin, forgiveness, redemption, grace, justice, love
- How do you identify with anyone in the story?
- What do you want to remember from today's conversation?
- What can you apply to your life based on what was read and our conversation?

