

# HELIOS series 500

MAKE DIGITAL AFFORDABLE  
FOR EVERY DENTIST

No More Discomfort of Impressions, Benefit from Digitization Now.





## Accuracy

Full-arch accuracy  $\approx 20\mu\text{m}$  | Single-tooth accuracy  $\leq 10\mu\text{m}$

\*Accuracy results are from a third-party professional testing agency.



## Speed

Scan a full arch in less than 30 seconds with HELIOS 500.



## Weight

Only 185 grams, one of the most lightweight scanners on the market, well-balanced, ergonomically designed, and easy to carry.



## AI technology

AI technology filters the soft and moving tissues, offering users a smooth scanning experience and generating a natural-looking treatment outcomes.



## Fit for your budget

Affordable price with excellent performance.

## Say goodbye to manual calibration

Automatic and adaptive calibration, free your hands.

## Enhancing digital workflow, Maximizing patient comfort

Smaller, lighter, with better accuracy.

Plug and scan:  
Just one power cable, no more power box.

Button for switching the upper jaw, lower jaw  
and bite mode.

Detachable cable

Firm body design  
with durability

Attitude sensor for a  
better interaction with patients.

# HELIOS 500

2 optional sizes  
(scan area)

L  
16mm x 14mm

S  
12mm x 12mm

Removable and 180° reversible tip

Anti-Fogging  
Powder-Free  
LED light source



## AI Report - Smarter Diagnosis, Better Communication

Helios AI Health Report visually presents oral health conditions and treatment plans, streamlining doctor-patient communication.

## Orthodontic Simulation

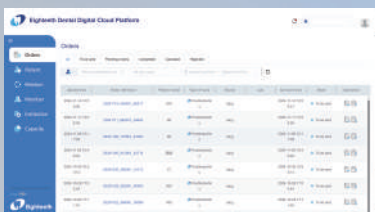
AI-powered automatic tooth alignment provides clear orthodontic before-and-after comparisons, helping doctors build patient confidence in treatment plans.

\*This feature is only supported by NVIDIA graphics cards.



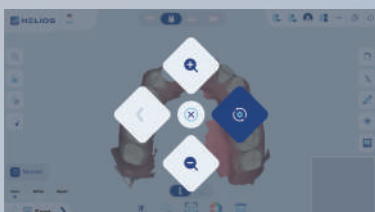
## Model builder

Add bases to 3D models directly within the software, boosting efficiency for orthodontists and making it easier to save and share models.



## Cloud Storage

Enjoy 100GB of cloud storage for free, enabling easy order sharing through Cloud.



## Air Mouse

Your scanner can also be a mouse to easily manage the software and rotate the 3D models.



Auto/Manual bite



Enhanced Implant Workflow



Shining Mode



Occlusion Analysis



Undercut Detection



Texture Mapping



Tooth Measurement



Margin Line Drawing




Intraoral camera



Software Update



Auto AI



Swap upper and lower jaw



Automatic Cuff Detection



3D Viewer



APPList



Bite Refinement Preview



## System Requirements

Processor (CPU) Intel® Core™ i7-12700 (12th Gen) or higher, up to i7-13700 (13th Gen)

Memory ≥16GB, up to 32GB DDR4 (2666 MHz or higher)

Hard Drive ≥512GB SSD, up to 1TB SSD

Graphics Card (GPU) NVIDIA® GeForce RTX™ 3050 (6GB VRAM)

Display 15.6" FHD (1920 x 1080)  
or higher

USB Interface USB 3.0 or higher,  
Voltage 4.9V-5.1V,  
Current >1A

Operation system Windows 10/11

\*\* Computer systems within the above configuration range are supported for normal operation of the product. Higher system configurations may improve scanning speed and data processing efficiency.

# Specifications

## HELIOS 500

\*Accuracy results are from a third-party professional testing agency.

Accuracy	Full-arch	20.0μm
	Single-tooth	<10μm
	Scan area	16 x 14mm (L) 12 x 12mm (S)
Handpiece	Dimensions	217x54x24mm
	Weight	185g
Tip	Tip size(front part)	22x18mm(L)
		18.6x16.7mm(S)
Connectivity	Length	1.8m/Handpiece detachable
	Type	USB 3.0
Calibration	Accuracy calibration	Calibration-free
	Color calibration	Calibration-free
Advanced Mode	Remote control	✓
Data	Output format	STL/PLY/OBJ