

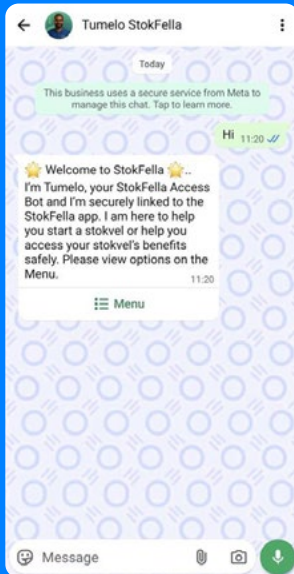


Money In

How to make a payment



How to Make a Payment: On WhatsApp with Tumelo



STEP 01

Start your conversation with Tumelo by saying 'Hi'.

STEP 02

Tumelo will respond with a welcome message.

STEP 03

Click on "Menu" on the bottom of that message.

STEP 04

Select "Invite Pay and More".

STEP 05

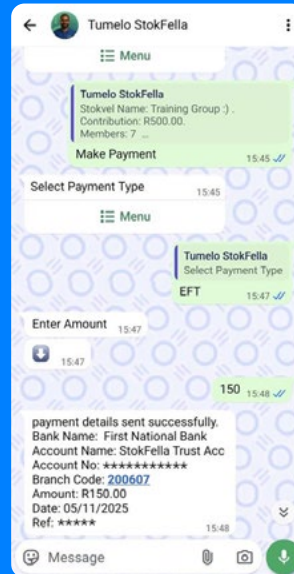
You will be asked to login.

STEP 06

Click on "Enter Pin" and type in your 4 digit pin.

STEP 07

Once you have successfully logged in Click on "Menu".



Note: Payment instructions are to be used on personal banking applications.

STEP 08

Select "Invite Pay and More".

STEP 09

Select the group you want to pay into.

STEP 10

Click on "Menu" and select "Make a Payment".

STEP 11

Click on "Menu" and select the Payment Type (EFT, Retail StokFella Wallet)

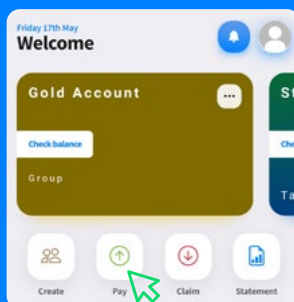
STEP 12

Enter the amount you would like to pay.

STEP 12

Tumelo will send you payment instructions to use when making the payment.

How to Make a Payment: On the StokFella .mobi site or app



Note: Payment instructions are to be used on personal banking applications.

STEP 01



Log into **StokFella App** or <https://stokfella.mobi/>

STEP 02

Click on 'Pay' icon (Green arrow up).

STEP 03

Select one of the options:



01

Select the group to where you want to make a payment.

02

Select payment method:

- ☐ Stokfella Wallet
- ☐ EFT
- ☐ Retail

03

Insert the amount you would like to pay.

04

Select 'Make Payment'.

01

Select the group to where you want to make a payment.

02

Select the member on whose behalf you are paying from a drop-down.

03

Select payment method:

- ☐ Stokfella Wallet
- ☐ EFT
- ☐ Retail

04

Insert the amount you would like to pay.

05

Select 'Make Payment'.

STEP 04

Payment Instructions will appear on the screen.