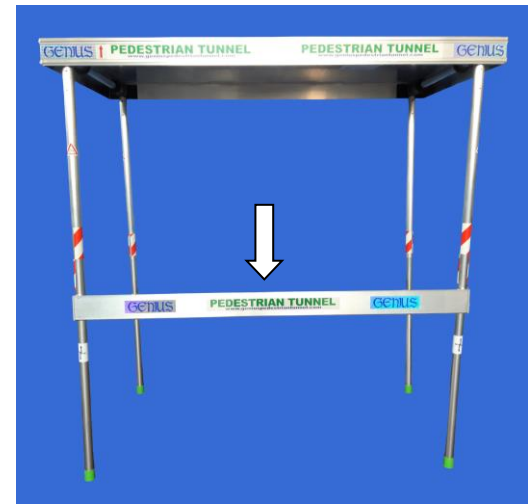



ANTI-INTRUSION SIDE PANEL LONG SIDE

To prevent side entry or exit along the path.
Interlocking joining on the telescopic supports.




ANTI-INTRUSION SIDE PANEL SHORT SIDE

To prevent side entry or exit along the path.
Interlocking joining on the telescopic supports.



SIDE PANEL (SPLINTER GUARD) LONG SIDE

They fulfill the task of better containing material and debris landed on the tunnel. Interlocking is done by means of tracks placed on the 4 outer edges of the cover.



SIDE PANEL (SPLINTER GUARD) SHORT SIDE

They fulfill the task of better containing material and debris landed on the tunnel. Interlocking is done by means of tracks placed on the 4 outer edges of the cover.

