



SMART PRODUCT CATALOG

Enjoy Smart Life with Smart Switch.

KINLIGHT TECHNOLOGY CO.,LTD.

Web: www.kinlight-led.com

Email: info@kinlight-led.com


Address(Jiangmen): Floor 5-7,Building 2, Wanyang Industrial Zone, Hetang Town, Pengjiang District, Jiangmen City, Guangdong, China

Address(Guangxi): No. 4 standard factory, Huarun Demonstration Zone,Lianshan Town,Fuchuan Yao Autonomous County,Guangxi,China

CONTENTS

ABOUT US _____	01
TECHNICAL ADVANTAGES _____	02
PLC PRODUCT _____	
ABOUT KINLIGHT'S SMART SYSTEM _____	06
PLC SMART SWITCH - US/CA VERSION _____	08
PLC SMART SWITCH - EU/UK VERSION _____	09
PLC BACK-LIT PANEL LIGHT _____	10
PLC TROFFER LIGHT _____	12
PLC LINEAR STRIP LIGHT _____	14
PLC VAPOR TIGHT LIGHT _____	16
PLC INTEGRATED TUBE LIGHT _____	18
PLC RECESSED DOWNLIGHT _____	20

CONTACT US



Kinlight Technology CO.,Ltd.

A LED lighting company specializing in R&D, production and sales. Founded in 2013, the company has a strong independent research and development team, provide professional services and support for products and solution. The stable manufacturing workers , have skilled work experience, to provid high and stable production efficiency.

Head office in Jiangmen Industrial Zone 100,000ft² , Guangxi Industrial Zone 60,000ft².

We are widely exported to USA, Canada, Australia, Japan, Germany, Italy and over 50 overseas countries, Welcome to build long term and win-win cooperation with us!!!

100,000 ft²	200+	10+yrs
Owns Industrial Zone	Skilled Workers	10+ Years Experience



CULTURE

Our corporate culture
fraternity, integrity and
dedication



VISION

Focus on product
improvement, service
upgrade



VALUES

With our business partners
to create
a sustainable future



HIGH QUALITY AT AFFORDABLE PRICES

COHESION - More than 30 administrative and production management team, after 10 years of running-in, there is a good understanding and cooperation between each other. So we can deal with different tasks efficiently.

TECHNOLOGY - We have a strong R&D team with top independent chip R&D capabilities, providing rich services and technical support for product development and various solutions.



SUPPORTED - We have established good trust and friendship with our suppliers. "Building a closed loop supply chain ecosystem" is what we have been doing with our suppliers. This keeps our material costs and delivery times competitive.

MANUFACTURE - Our manufacturing workers are very stable, have accumulated skilled work experience, Equipped with automated production equipment, production efficiency is high and stable. This keeps the manufacturing cost of our products competitive.



Strong Manufacturing Capabilities

- Automatic gluing
- Automatic welding line
- Automatic paste
- Automatic screwing
- Automatic aging
- Automatic Packaging



EXCELLENT MANUFACTURING DEVELOPMENT CAPABILITY

ODM SERVICES

Transform, customization and development

PROFESSIONAL SUPPORT

Provides services and support for products and solutions

PRODUCTS AND PROJECTS


Sample service, tailor professional solutions for you.



TESTING EQUIPMENT

THE LAB IS ESTABLISHED IN LINE WITH UL/ETL/DLC/FCC CERTIFICATION AUTHORITATIVE STANDARD.

- Integrating Sphere
- Goniophotometers System
- High and Low Temperature Tester
- IES Tester
- Waterproof Test
- Salt Spray Testing Machine
- Transportation Vibration Testing Machine

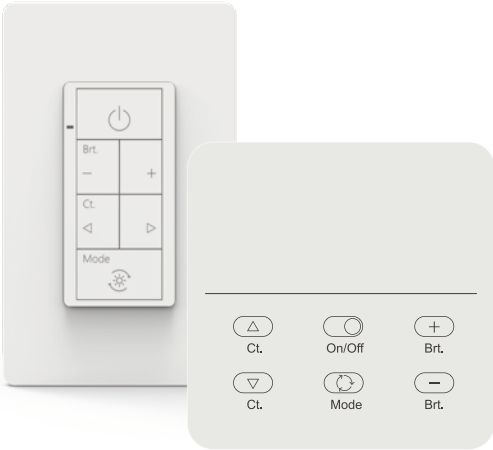


ABOUT KINLIGHT'S SMART SYSTEM!

Let's go towards Smart Age together!

PLC SIGNAL CONTROL LAMP SYSTEM WITH ADAPTIVE POWER SUPPLY

The main parts include Kinlight's PLC Smart Switch and PLC lamps. Through the PLC switch control, the lamps can realize stepless dimming, stepless color adjustment and with scene mode. It is reliable and stable through wired control. It is easy to install, does not require signal lines, does not require addressing and debugging, does not require dimmers. So any home, new or old, can be a smart home.



PLC Smart Switch

- Without New wiring
- No need to address and debug
- Reliable and stable
- Stepless dimming, Stepless color adjustment
- Three scene mode(Can be changed indeed)
- Easy to install and maintain

Can be used with PLC Lamps:



PLC Panel Light

PLC Troffer Light

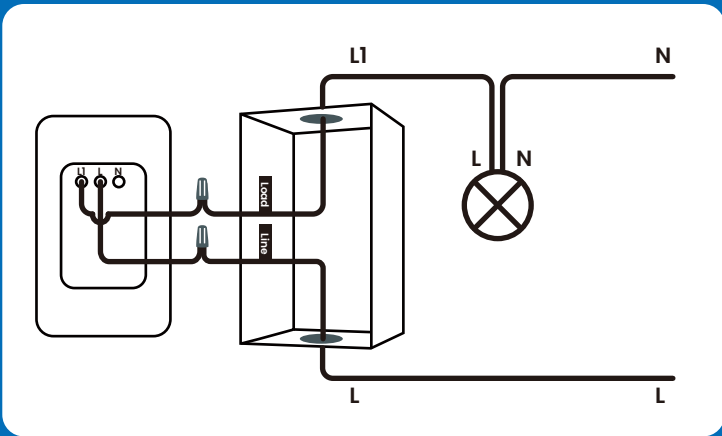
PLC DownLight

PLC Strip Light

PLC Vapor Tight Light

PLC Integrated Tube

SINGLE LIVE WIRE WIRING



PLC Lamps

- Reliable and Stable
- No Dimming Wire Required
- Without Pairing
- Easy to install and maintain

MAX CONNECT TOTAL WATTAGE

	JL-PLC400W-120	JL-PLC800W-120	JL-PLC1200W-120		JL-PLC1500W-86-1
AC 120V	400W	800W	1200W	AC 180-265V	1500W
AC 277V	800W	1600W	2400W		

For safety standards, do not connect more than the rated power of the PLC smart Switch.

	Way	Live Wire	Neutral Wire	Signal Line	Addressing/ Debugging	Dimming performance	CCT Adjustable Performance	Lighting Mode	Dimmer	Reliability
Wire Dimming	PLC Dimming (Adaptive)	✓	✓	✗	✗	✓	✓	✓	✗	✓
	VS									
	PLC Dimming (common)	✓	✓	✗	✓	✓	✓	✓	✗	✓
	DALI Dimming	✓	✓	✓	✓	✓	✓	✓	✓	✓
	0-10V Dimming	✓	✓	✓	✗	✓	✗	✗	✓	✓
	Triac dimmable	✓	✓	✗	✗	✓	✗	✗	✓	✓
Wireless Dimming	485 bus	✓	✓	✓	✓	✓	✓	✓	✗	✓
	Bluetooth	✓	✓	✗	✓	✓	✓	✓	✗	✗
	WiFi	✓	✓	✗	✓	✓	✓	✓	✗	✗
	Infrared	✓	✓	✗	✓	✓	✓	✓	✗	✗
	ZigBee	✓	✓	✗	✓	✓	✓	✓	✗	✗


PLC SMART SWITCH (US/CA VERSION)

- No neutral required, easy to install
- Without new wiring, can directly replace traditional switches
- No need to address and debug, easy to install and maintain
- Wired control, reliable and stable.
- No dimmer, just a smart switch is available for Stepless Diming, CCT adjustment and Lighting mode

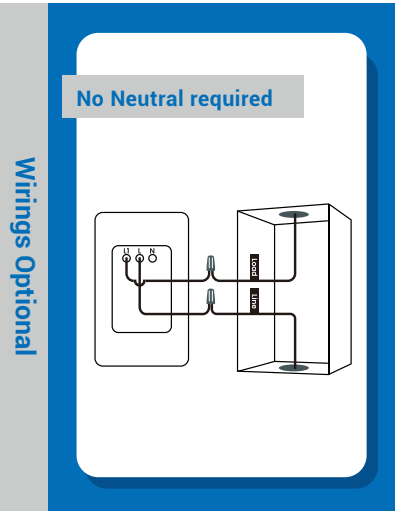

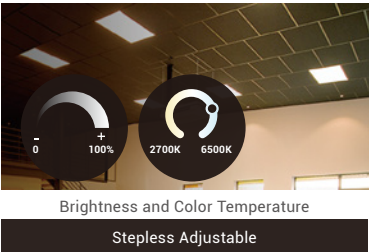
Control your way

- Turn on/off
- Brightness stepless adjustable (0%-100%)
- Color temperature stepless adjustable (2700K-6500K)
- Three Scene Mode(Can be changed indeed)

Suitable for use in North America (the USA, Canada and Mexico etc)



Light Up Your Life as You Wish.



Model	Neutral Required	Wiring	Voltage	On/Off	Dimming	CCT Adjustable	Scene Mode	Maximum Load
JL-PLC400W-120	No	Single Pole	120-277V	Yes	Yes	Yes	Yes	400W / 3.3A
JL-PLC800W-120	No	Single Pole	120-277V	Yes	Yes	Yes	Yes	800W / 6.6A
JL-PLC1200W-120	No	Single Pole	120-277V	Yes	Yes	Yes	Yes	1200W / 10A

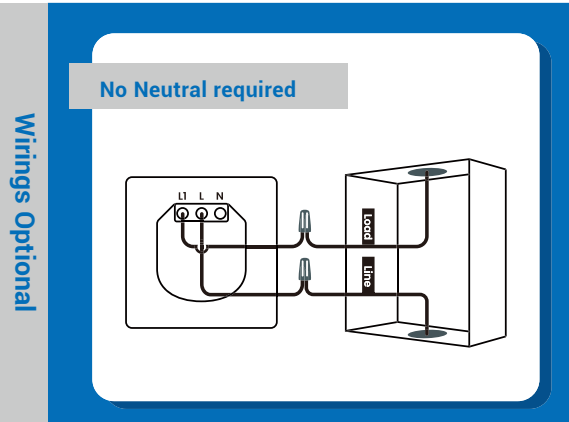
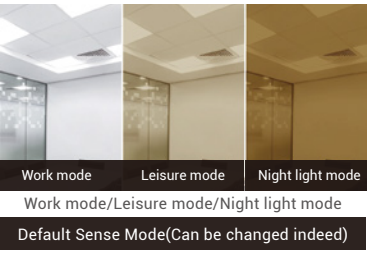

PLC SMART SWITCH (EU/UK VERSION)

- No neutral required, easy to install
- Without new wiring, can directly replace traditional switches
- No need to address and debug, easy to install and maintain
- Wired control, reliable and stable.
- No dimmer, just a smart switch is available for Stepless Diming, CCT adjustment and Lighting mode

Control your way

- Turn on/off
- Brightness stepless adjustable (0%-100%)
- Color temperature stepless adjustable (2700K-6500K)
- Three Scene Mode(Can be changed indeed)

Light Up Your Life as You Wish.



Model	Neutral Required	Wiring	Voltage	On/Off	Dimming	CCT Adjustable	Scene Mode	Maximum Load
JL-PLC1500W-86-1	No	Single Pole	180-265V	Yes	Yes	Yes	Yes	1500W / 8.3A

PLC BACK-LIT PANEL LIGHT

This Back-lit Panel Light is designed with high-efficiency LED chips which can provide high-quality light and reduce 85% of the electricity bill.


Suitable for different scenarios such as offices, basements, gyms, schools, hospitals, garages, conference rooms, etc.

Using with PLC SMART SWITCH - Control the lamp turn on/off, brightness stepless adjusts (0%-100%), color temperature stepless adjusts(2700K-6500K), scene mode and custom lighting mode.



LISTING - ETL/DLC5.1/FCC

WARRANTY - 5 Years Limited Warranty, Rated for 50,000 hours.

Can be used with
PLC Smart Switch



1x4 | 2x2 | 2x4



Model	Size	Wattage (With PLC Smart Switch)	Voltage	Lumens	Efficacy	CCT (With PLC Smart Switch)	Certifications
JL-BPL24-PLC72W-CCT	2x4	72W (0%-100% Adjustable)	120-277V	9000lm	125lm/W	2700K-6500K (Stepless Adjustable)	ETL/DLC5.1/FCC
JL-BPL22-PLC40W-CCT	2x2	40W (0%-100% Adjustable)	120-277V	5000lm	125lm/W	2700K-6500K (Stepless Adjustable)	ETL/DLC5.1/FCC
JL-BPL14-PLC40W-CCT	1x4	40W (0%-100% Adjustable)	120-277V	5000lm	125lm/W	2700K-6500K (Stepless Adjustable)	ETL/DLC5.1/FCC

PLC TROFFER LIGHT

The LED Troffer provides both function and beauty to any residential or commercial area.

Its ultra-slim, backlit design features a frosted acrylic lens and a white frame, providing a modern and stylish look. The energy-efficient LEDs produce evenly distributed light without any glare, hotspots or flickering.

Using with PLC SMART SWITCH - Control the lamp turn on/off, brightness stepless adjusts (0%-100%), color temperature stepless adjusts(2700K-6500K), scene mode and custom lighting mode.


LISTING - ETL/DLC5.1/FCC

WARRANTY - 5 Years Limited Warranty, Rated for 50,000 hours.

Can be used with
PLC Smart Switch



1x4 | 2x2 | 2x4



Model	Size	Wattage (With PLC Smart Switch)	Voltage	Lumens	Efficacy	CCT (With PLC Smart Switch)	Certifications
JL-TRF24-PLC50W-CCT	2x4	50W (0%-100% Adjustable)	120-277V	6250lm	125-130 lm/W	2700K-6500K (Stepless Adjustable)	ETL/DLC5.1/FCC
JL-TRF22-PLC40W-CCT	2x2	40W (0%-100% Adjustable)	120-277V	5000lm	125-130 lm/W	2700K-6500K (Stepless Adjustable)	ETL/DLC5.1/FCC
JL-TRF14-PLC40W-CCT	1x4	40W (0%-100% Adjustable)	120-277V	5000lm	125-130 lm/W	2700K-6500K (Stepless Adjustable)	ETL/DLC5.1/FCC

PLC LINEAR STRIP LIGHT

An all-in-1, low-profile, linear and narrow wraparound is available. It comes with decorative end caps that have integrated link and a frosted diffuser, which provides widespread and uniform illumination.



It is ideal for many applications including corridors, kitchens, breakrooms, utility work areas and stairways.

LINKABLE - The ability to link multiple tube lights together allows you to customize the lighting arrangement to suit your space perfectly, providing uniform lighting across larger areas.

Using with PLC SMART SWITCH - Control the lamp turn on/off, brightness stepless adjusts (0%-100%), color temperature stepless adjusts(2700K-6500K), scene mode and custom lighting mode.

LISTING - ETL/DLC5.1/FCC

WARRANTY - 5 Years Limited Warranty, Rated for 50,000 hours.



Model	Lenght	Wattage (With PLC Smart Switch)	Voltage	Lumens	Efficacy	CCT (With PLC Smart Switch)	Certifications
JL-STR-4FT-PLC50W-CCT	4FT	50W (0%-100% Adjustable)	120-277V	6500lm	130lm/W	2700K-6500K (Stepless Adjustable)	ETL/DLC5.1/FCC
JL-STR-8FT-PLC100W-CCT	8FT	100W (0%-100% Adjustable)	120-277V	13000lm	130lm/W	2700K-6500K (Stepless Adjustable)	ETL/DLC5.1/FCC



PLC VAPOR TIGHT LIGHT


The Vapor Tight LED Light is constructed with a durable, weatherproof polycarbonate housing and is sealed against dust, fumes, and moisture with stainless steel latches. IP65 rated for waterproof usage in areas where vapor or moisture build-up is an issue.

The light is specifically engineered to withstand harsh conditions, and are suitable for outdoor or indoor use, such as refrigeration areas, commercial kitchens, gas stations, car washes, or warehouses and more.

Using with PLC SMART SWITCH - Control the lamp turn on/off, brightness stepless adjusts (0%-100%), color temperature stepless adjusts(2700K-6500K), scene mode and custom lighting mode.

LISTING - ETL/DLC5.1/FCC

WARRANTY - 5 Years Limited Warranty, Rated for 50,000 hours.



Model	Size	Wattage (With PLC Smart Switch)	Voltage	Lumens	Efficacy	CCT (With PLC Smart Switch)	Certifications
JL-VAP-2FT-PLC25W-CCT	2FT	25W (0%-100% Adjustable)	120-277V	3250lm	125-130lm/W	2700K-6500K (Stepless Adjustable)	ETL/DLC5.1/FCC
JL-VAP-4FT-PLC50W-CCT	4FT	50W (0%-100% Adjustable)	120-277V	6250lm	125-130lm/W	2700K-6500K (Stepless Adjustable)	ETL/DLC5.1/FCC
JL-VAP-8FT-PLC100W-CCT	8FT	100W (0%-100% Adjustable)	120-277V	12500lm	125-130lm/W	2700K-6500K (Stepless Adjustable)	ETL/DLC5.1/FCC

PLC T8 INTEGRATED TUBE LIGHT

The T8 Integrated LED Tube is a high-quality light fixture that is suitable for areas of various sizes.

Use the linkable connectors or small connectors to daisy chain multiple units together. Installation is very simple. Use the mounting clips to install as a stand-alone fixture or suspend from the ceiling.

Using with PLC SMART SWITCH - Control the lamp turn on/off, brightness stepless adjusts (0%-100%), color temperature stepless adjusts(2700K-6500K), scene mode and custom lighting mode.


LISTING - ETL/DLC5.1/FCC

WARRANTY - 5 Years Limited Warranty, Rated for 50,000 hours.

Can be used with
PLC Smart Switch



1FT | 2FT | 3FT | 4FT | 8FT



Model	Size	Wattage (With PLC Smart Switch)	Voltage	Lumens	Efficacy	CCT (With PLC Smart Switch)	Certifications
JL-INT-1FT-PLC8W-CCT	1FT	8W (0%-100% Adjustable)	120-277V	1000lm	125 lm/W	2700K-6500K (Stepless Adjustable)	ETL/DLC5.1/FCC
JL-INT-2FT-PLC15W-CCT	2FT	15W (0%-100% Adjustable)	120-277V	1875lm	125 lm/W	2700K-6500K (Stepless Adjustable)	ETL/DLC5.1/FCC
JL-INT-3FT-PLC22W-CCT	3FT	22W (0%-100% Adjustable)	120-277V	2750lm	125 lm/W	2700K-6500K (Stepless Adjustable)	ETL/DLC5.1/FCC
JL-INT-4FT-PLC30W-CCT	4FT	30W (0%-100% Adjustable)	120-277V	3750lm	125 lm/W	2700K-6500K (Stepless Adjustable)	ETL/DLC5.1/FCC
JL-INT-8FT-PLC60W-CCT	8FT	60W (0%-100% Adjustable)	120-277V	7500lm	125 lm/W	2700K-6500K (Stepless Adjustable)	ETL/DLC5.1/FCC

PLC RECESSED DOWNLIGHT

The LED Recessed Ceiling Light with Junction Box is an ultra-thin recessed downlight designed for quick, simple, and housing-free installations. Its low-profile design makes it the ideal solution for new construction or remodeling projects.

The lights are widely used in basements, Kitchens, Hallways, bedrooms, bathrooms and so on.

Using with PLC SMART SWITCH - Control the lamp turn on/off, brightness stepless adjusts (0%-100%), color temperature stepless adjusts(2700K-6500K), scene mode and custom lighting mode.

LISTING - ETL/ES+T24/FCC


WARRANTY - 5 Years Limited Warranty, Rated for 50,000 hours.



Can be used with
PLC Smart Switch



4" | 6"



Model	Size	Wattage (With PLC Smart Switch)	Voltage	Lumens	Efficacy	CCT (With PLC Smart Switch)	Certifications
JL-DL4-PLC9W-CCT	4"	9W (0%-100% Adjustable)	120-277V	765lm	85 lm/W	2700K-6500K (Stepless Adjustable)	ETL/ES+T24/FCC
JL-DL6-PLC15W-CCT	6"	15W (0%-100% Adjustable)	120-277V	1350lm	90 lm/W	2700K-6500K (Stepless Adjustable)	ETL/ES+T24/FCC