


HOW TO INSTALL THE LOWER CAPE TV APP ON YOUR MOBILE DEVICE

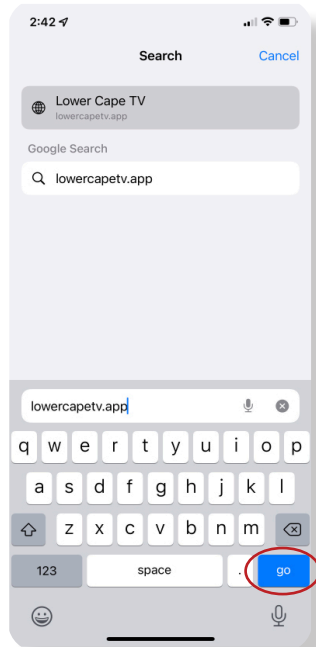
1. Open a web browser.

For iPhone open Safari.
For Android open Chrome.



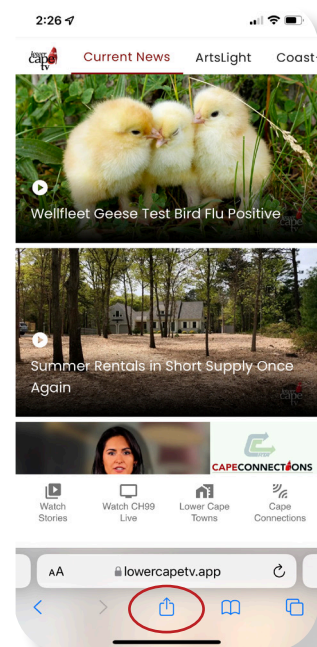
2. Type Address

Type lowercapetv.app
in the address bar then
tap "go".



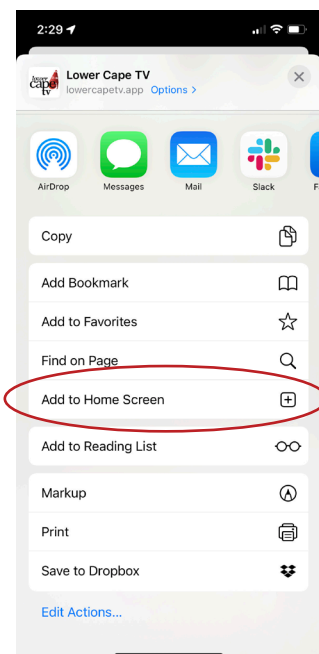
3. Tap Share Icon

Tap the share icon in the
toolbar at the bottom.



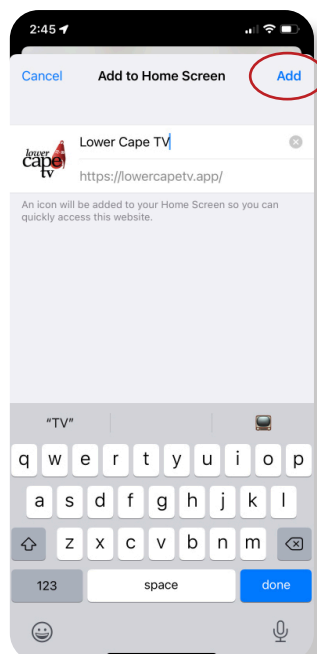
4. Add to Home Screen

Scroll down and tap "Add
to Home Screen".



5. Confirm

Tap "Add" That's it. Close
browser and find the app
icon on your home screen.



6. Your new app is now installed. ENJOY!

Updates will happen
automatically.

