








Seeker Homework Grid – Autumn 2 - Hand in date: w/c Tuesday 6th January 2026


Some homework activities include video links to provide additional support. Whilst these have all been checked and deemed age-appropriate, children **must ask permission from a parent or guardian** before accessing any online content.

<div></div> <div><p><u>READING</u></p><p>Please read every day at home. Make sure you read aloud and experiment with different text types/genres. Make a note of what you read in your Reading Record</p><p>Have your Reading Record in school every day.</p></div>	<div></div> <div><p><u>VOCABULARY</u></p><p>Practise the spellings we send home as often as you can so you are ready for our weekly quiz which takes place on a Friday.</p></div>	<div></div> <div><p><u>TIMES TABLES</u></p><p>Practice your times tables every day at home. This can be by using Times Table Rock Stars. If you are unable to access this at home, please ask for help and support. . We will monitor your progress by completing times table quizzes at least once a week in class.</p><p>In line with our multiplication bonds policy, our focus this term will be the 4x and 8x table.</p><p>Daily times table practice is vital in ensuring all children embed their growing knowledge of the times tables.</p></div>
<p>VOCABULARY - Please practice the below vocabulary, as we will have regular vocabulary quizzes (in addition to our weekly spellings) throughout this term. We will focus on the spelling as well as the meaning of each word.</p>		
<p>History Vocabulary</p>		<p>Geography Vocabulary</p>
<p>Ancient Greece – An ancient civilisation based around the Greek peninsula and surrounding islands.</p>	<p>Mediterranean Europe – An area of Europe near the Mediterranean Sea. From the Latin meaning “middle of the land.”</p>	
<p>Athenian – People who lived in the city-state of Athens.</p>	<p>Equator – An imaginary line around the middle of the earth. The sun’s rays hit the equator directly, making the places located near it very warm.</p>	
<p>Spartan – People who lived in the city-state of Sparta. They were known for being great warriors.</p>	<p>Latitude – Latitude is a measurement that gives the location of a place Earth north or south of the equator. Maps sometimes show us lines of latitude to help us locate places.</p>	
<p>Democracy – A system of government where people can vote to decide things. Athens was the first city-state to develop this system.</p>	<p>Ecosystem – A community of plants and animals found in a particular area.</p>	
<p>Persia – An empire to the east of Greece, ruled by kings. Persia tried to invade Greece. Persia is in modern-day Iran.</p>	<p>The Gulf Stream – A current of warm water that flows from The Gulf of Mexico in Central America, all the way across the Atlantic Ocean to Europe.</p>	
<p>Olympics – A religious festival in honour of the god Zeus, attended by people from all over Greece.</p>	<p>Colosseum – An ancient, giant, oval-shaped amphitheatre, located in the centre of Rome. It was built during Roman times and gladiators fought there.</p>	
<p>Legacy – Something that is part of our history, which remains from an earlier time.</p>	<p>Peninsula – A region of land that sticks out into a body of water. There is water on three sides of the land.</p>	
	<p>Inhabit – To live or dwell in an area of land as people or animals.</p>	
<p>HISTORY</p> <p>Investigate the legacy of Ancient Greece by creating an information booklet all about Ancient Greece.</p>	<div></div> <p>GEOGRAPHY</p> <p>Investigate some of the main settlements in Mediterranean Europe and use the information you gather to create your own travel guide for the region. You could include famous monuments, the best beaches, historical tales or even recipes.</p> <p>https://olland-juniorgrove.co.uk/day-stage-two/psa-geography-the-peninsula-the-peninsula.html</p>	<div></div> <p>ART</p> <p>Use the link below to find out more about how to create artwork which makes use of foreground, middle ground and background. We would love to have your artwork on display in class, so please use paper which is no bigger than A4 size, to ensure that we have space on the wall for everyone’s work.</p> <p>https://www.youtube.com/watch?v=q75cDS-ZnbQ</p>
<p>SCIENCE</p> <p>Explore the different ways that scientists classify animals and create your own mini encyclopaedia. Remember to include diagrams, and writing about each animal. For example, is it a carnivore, herbivore or omnivore? Is each animal a mammal, amphibian, reptile, insect, arachnid or mollusc?</p> <p>https://www.bbc.co.uk/science/animals/2019/01/20190119-science-animals-20190119-science-animals-20190119-science-animals-20190119-science-animals.shtml</p>	<div></div> <p>MUSIC</p> <p>using the video below, use some of the items you have at home to build your own musical instrument. Take photos of yourself completing this work and write about it in your homework book. Why not film yourself performing a song you know well and send the video to your teacher via Dojo?</p> <p>https://www.youtube.com/watch?v=flvtvH9BZ04</p>	<div></div> <p>ENGLISH</p> <p>Use your knowledge of our class book, Oliver Twist, to write your own version of the story. Don’t forget to include lots of ambitious vocabulary and some of the grammar rules we learned about last half term, such as the accurate punctuation of direct speech.</p>



PE

We would love to see how active you can be this half term. Keep an exercise diary in your homework book. Write down each time you do some exercise and what type of exercise it was (dance, playing football in the park with your friends, going for a walk with your family). You could even explain which games/sports you enjoy (or not) and why.



RE

As we know Christians believe in God as three Persons: God the Father, God the Son and God the Holy Spirit. This is known as The Trinity. Listen to this story on YouTube, which explains this tricky idea. Create a poster or a piece of writing to explain what Christians believe the trinity is.

<https://www.youtube.com/watch?v=7Jpc1TEhWRE>



PSHE

This half term in our digital citizenship lessons, we will be learning about cyber bullying. Use the link below to learn some more about this topic and create a poster to show what you have learned. Try to answer the key questions: What is cyberbullying? What can we do about cyberbullying?

<https://www.youtube.com/watch?v=niaDIdEXk9U>

Starred activities are compulsory and must be done every week. You need to complete at least one activity from each of the coloured columns by the end of the half term. Activities must be done in your homework book. Drawings or photos of models should be stuck in with a title to explain what the work is. **Please keep your homework book at home and return it on Tuesday 6th January 2026.**