



Jupiter Homework Grid Autumn Term 1 Spatial Sense



Be a regular reader!



Read daily with either your individual reading book or one from home. Make sure you have your reading record book signed whenever you read so we can see all the super reading you are doing at home. Remember to also read your phonics book when it is sent home on a Friday ready for the next week.

Reading books will be changed once they have been read 3 times to help improve reading fluency.



Be a word wizz!



Practise the spellings you are given each week. These are on the [attached PDF document](#) and have all the spellings for the next 19 weeks. We will also practice these during daily handwriting lessons. Our aim is to spell all of these words correctly and consistently by the end of KSI.

Year 1: Please also focus on being able to spell the number words for zero to twenty.

Year 2: Please also focus on being able to spell the number words for zero to one-hundred.

Be a mathematician!



Year 1's lets be super mathematicians by practising our number bonds to 10. What numbers together make 10? You can find exciting games to support your learning with this on <http://tiny.cc/52pg7y>.

Year 2's let's practice our 0 and 1 times tables! Remember to learn up to multiplications of 12.

You can practice these however you would like! You may wish to write these down for example; $1 \times 2 = 2$. Or you may wish to write yourself some questions and then answer them. If you do this you will be practising number formation too.

Useful resources for times tables



[Times Tables Rock stars](#)

[Hit the Button](#)

Key vocabulary – make it stick!

Read, learn and define our key vocabulary for this half-term's learning. You can find all the key vocabulary on our knowledge organisers for this half-term.

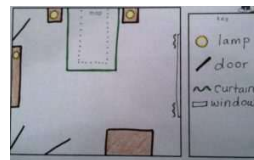
Tip: Make yourself a key vocabulary box. Write the key vocabulary on pieces of paper and pop these words inside of your box. Everyday pull out a word and define it orally.



Be a cartographer


Cartographers are people that draw maps. Can you draw a map of a room in your house?

Remember to give your map a title, use symbols and create a key to explain what your symbols mean.



Be an artist

Create your own picture using the primary colours (red, yellow and blue) in the style of Piet Mondrian.



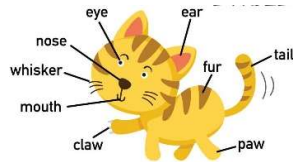


Jupiter Homework Grid Autumn Term 1 Spatial Sense



Be a Scientist

Draw a picture of your favourite animal and label the body parts. Which body parts do humans have too? Which ones are different to a human?



Be a Writer

Draw a picture of your favourite part in your favourite fairy tale. Write a sentence to explain your picture.



Be a creator

Design your own cottage made of sweets just like the one in Hansel and Gretel. You could draw it or even make it!



KEY VOCABULARY

Aerial View	What something looks like from above
Map	A picture showing where things are located in an area
Location	The place where something is
Compass	A tool used to find out directions
Key	A tool used to show what symbols on a map represent
Symbol	A picture on a map that represents something
Navigate	To find the way

This homework grid gives a range of tasks that you can do with your child this half term.

Please prioritise the top three boxes that are marked with a star. These are the areas that can have a significant impact across all their learning.

Where possible, homework tasks can be completed in homework books. It would be wonderful to see some photos/videos on Dojo too.

Please return your homework by Monday 4th November.