

Autumn Two

Explorers Home Learning

Topic – Transport!

<p>Personal, Social and Emotional Development</p> <p>Road Safety: Go outside with a grown up and learn where and how to cross the road safely. Watch Pip and Declan learn about road safety. https://www.bbc.co.uk/bitesize/topics/zfcvnbk/articles/z62nxy</p> <p>Board Games: Play a board game – practise taking turns and celebrate winning or losing! Learn that it's the taking part that counts. You could even create your own board games.</p>	<p>English</p> <p>-Encourage simple writing tasks such as name writing, -We will be giving the children time in the library to choose a book to take home, this will develop reading for pleasure. It is not expected that the children read these books they are just to share at bedtime, in the car or whenever there is a quiet few minutes. Please ensure books are put back into their bags so that we can change them. -If your child is given a reading book encourage them to read to you a little every day. -Letter formation sheets and phonics words will be given out at the end of each week for children to practice the phonics sounds that we have been teaching in school. -Use shaving foam on a baking tray to practise making patterns and writing letters and words. -Learn to recite different nursery rhymes or simple poems by heart. Can you add your own actions?</p>	<p>Maths</p> <p>Counting songs and rhymes: Learn different number songs such as 1, 2, 3, 4, 5 Once I caught a fish alive.</p> <p>Numbers outside: Go out for a walk and see how many different numbers you can find. For example bus numbers, numbers on doors, numbers on signs, car registration plates. If you go in a shop look for prices and quantities of items. Can you help pay for the shopping?</p>
<p>Understanding the World</p> <p>Float or sink? Choose a selection of items from around the house and predict if you think they will float or sink before testing each item in the bath or sink. Why do some float and some sink?</p> <p>Where in the world? Collect labels from food packets/stickers from fruit and vegetables. Use a map or the internet to locate the places. What are these places like? How far are they from the UK?</p>	<p>Show and Tell</p> <p>Please can the children share some photos of:</p> <ul style="list-style-type: none"> - People who are special to them (Further family and friends). - Different types of transport they go on. You might go on a train ride or catch the bus somewhere? - Counting numbers, inside or outside. 	<p>Communication and Language</p> <p>My Grandmother's Basket: The game begins "I went to the shop with my grandmother's shopping basket and I bought..." and the first person states an item. The second person repeats the first item and adds another item and so on. How many items can you remember?</p>
<p>Physical Development</p> <p>Seasonal walk: Go for a walk to the local park, river or beach. Take a bag and collect different natural items to use for loose part counting and art.</p> <p>Threading: Make a necklace using string and beads, macaroni or Cheerios. Carefully thread them on to the string. Can you do this with both hands?</p>		<p>Expressive Arts and Design</p> <p>Dance Dance Dance! Put on your favourite songs and dance! Can you move your body in different ways? Can you dance alone and with a partner? Can you dance to slow music and to fast music? Sing your favourite rhymes and songs together. Explore printing using hands and feet!</p>

Key vocabulary for this half term!

Journey - When we travel from one place to another.






Transport - When we travel using a vehicle.

Road Safety - Rules to keep us safe when we travel.

Technology - Using what we know to make things that can help us, vehicles all use technology.

Invent - To create something new.

Exciting books for topic!



<https://www.booksfortopics.com/booklists/topics/geography/transport-and-travel/>

Please share as much as possible on Dojo - there is no such things as too much! We are always thrilled to see what experiences the children have outside of school and this also informs our assessments. Remember to capture your child's voice as this is what is most important to demonstrate their understanding.