

### Be a Regular Reader!



Enjoy reading with a grown up every day. Don't forget to ask them to sign your reading record and remember to bring it into school each day to get your reading stamp!



### Be a Word Whizz!




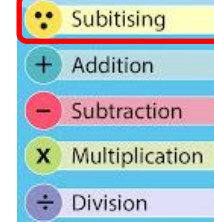
Your child completes a daily spelling test in their RWI lessons. There will be no extra spelling tests; however, here are some additional words and spelling rules to practise at home for this term. There is a spelling list for each week of the term using the link below:

[Term 1 Spellings](#)

### Be a Mathematician!




Practise your speedy subitising using the [White Rose Maths](#) free app. You could even challenge members of your family and keep track of your weekly scores using the free [wall](#)



### Be a cartographer

Cartographers are people that draw maps. Can you draw a map of a room in your house? Remember to give your map a title, use symbols and create a key to explain what your symbols mean.




### Be a Maths Whizz

How many ways can you create the numbers 0-10? Can you use objects from around your home to represent different numbers? Can you order the numbers you make?



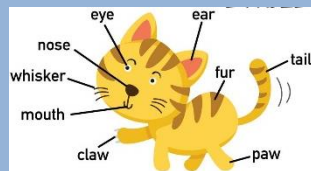
### Be an artist

Create your own picture using the primary colours (red, yellow and blue) in the style of Piet Mondrian.



### Be a Scientist

Draw a picture of your favourite animal and label the body parts. Which body parts do humans have too? Which ones are different to a human?



### Be a Writer

Draw a picture of your favourite part in your favourite fairy tale. Write a sentence to explain your picture.



### Be a creator

Design your own cottage made of sweets just like the one in Hansel and Gretel. You could draw it or even make it!



This homework grid gives a range of tasks that you can do with your child this half term. Please prioritise the top three boxes that are marked with a star. These are the areas that can have a significant impact across all their learning. Homework tasks can be completed in your homework books. Any photos can either be stuck in or sent via Dojo. Please return homework books by **Monday 3<sup>rd</sup> November 2025**.

We will be having regular quizzes throughout the term to check to see if you have remembered the vocabulary we have been working on in our Geography learning. Please practise the vocabulary and definitions below regularly ready for the quizzes!

Word	Definition
Ariel View	What something looks like from above
Map	A picture showing where things are located in an area
Location	A place where something is
Compass	A tool used to find out directions
Key	A tool used to show what symbols on a map represent
Symbol	A picture on a map that represents something
Navigate	To find the way