



How to Log into Lexia as a Student

Logging into Lexia is quick and easy! Here's how your child can get started:

Step 1: Access Lexia


On your scholar's Chromebook:


1. Log in to your computer
 2. Open Google Chrome
 3. Click on the Lexia Core5 icon in the Clever dashboard
-

Step 2: Start Learning!


Once logged in, Lexia will guide your child through fun, personalized activities designed to support their unique learning journey in reading and literacy.

Helpful Tips for Parents

 **Lost Login Info?** Reach out to your child's teacher for their username and password.

 **Trouble Logging In?** Check your home internet connection

For additional guidance, email your child's teacher.

Your support at home makes a huge difference!  If you have any questions, don't hesitate to ask.