

Why Replace That Door?

2026

sirs spiff
restoration
system

Before



After



What Is SRS?

Spiff Restoration System eliminates the need to replace doors by completely removing all layers of existing paint down to the original substrate and treatment, providing the perfect palette to recoat and restore the surface to a flawless, high gloss finish all while being eco-friendly and long lasting!

Why SRS?



Superior Results

Achieve a finish glossier and more durable than a new door, backed by a 12-year warranty and a realistic 20-year life expectancy.



Cost Effective

Restore instead of replace for less than half the cost, while extending the life of your garage door with a finish that is better than new.



Preserves & Protects

Eliminates risks of peeling or delamination, and provides the perfect palette for future topcoats or clear coats.

Here's the Problem

Existing Conditions



Temporary Fixes

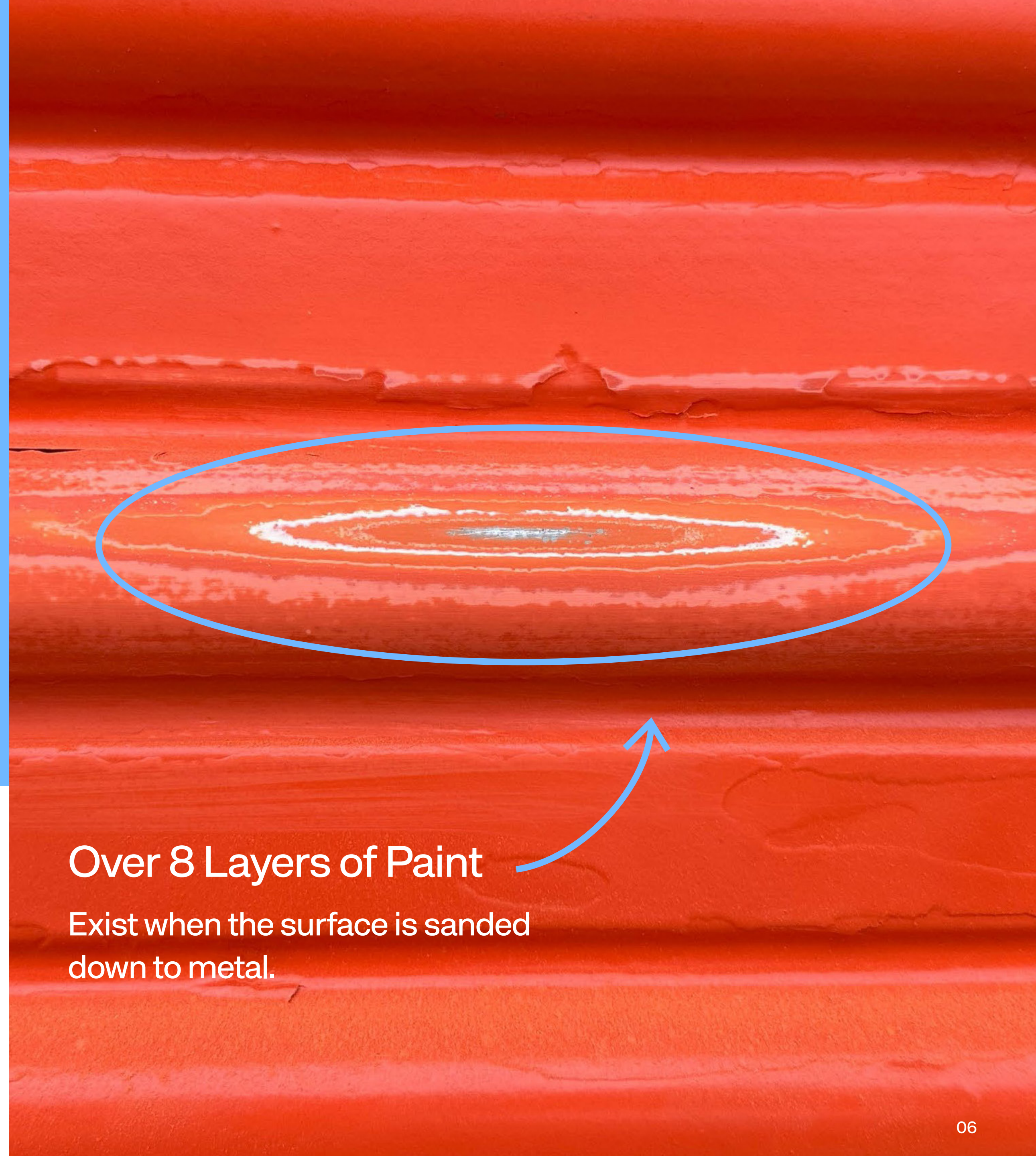
Pressure washing and scraping alone will not be sufficient to properly re-coat this door. Adding a typical acrylic system or more paint can actually exasperate the issue even more. Doors are failing down to the factory primer level.

These failures are taking place several coats beneath the last coat. No true way of knowing when this may happen. But, generally speaking, once it starts it continues across the property.



Deeper Issue

Many companies spec feathering of edges and the use of peel stop to remedy this issue. However, this is often not a viable solution as adding more paint will only exasperate the issue, causing continued failure.



Over 8 Layers of Paint

Exist when the surface is sanded down to metal.

Reasons for Paint Failures

Mils on RUDs
Prior to Painting



- Too Many Layers
- Too Many Types of Paint
- Too Many Mils (Should not operate over 10 Ruds)
- Poor Prep on Paint Jobs Prior

SRS involves the complete removal of existing coating. SRS will eliminate all these possibilities for potential failure. In addition, SRS will

eliminate “profiling” from past edges.


How Does it Work?

Step 1

Eco-Friendly Remover Applied on Surface and Protective Film Placed Over for Paint to Fall in Sheets

Eco-friendly remover is applied to the proper mils and then a protective film is placed over the wet stripper for an approximate 4 hour dwell time. During this period, paint will begin to fall “in sheets” several layers thick.

This **achievement** reduces the amount of water needed to remove the failed **coatings**. **And** does not intrude in such way as “blasting” methods.





Step 2

Prep Ground for Lifted Paint

Since the paint is not “Dissolved,” the remover “Lifts” it from the surface creating a solid cleanup.


The minimal fallout can then be safely swept, pressure washed, blown or vacuumed.



Step 3

Wash Down Surface & Clean Up Debris

Since the paint is collected as a solid and disposed of, the job site is left clean with no residual staining to the ground and wall surfaces.



Step 4

Recoat Doors Using Industry Leading Chembake OneStep SRS

- Higher Gloss than New Door Replacement
- 12 Year Pro-Rated Labor + Material Warranty
- Pro Rated Systems Warranty
- Restarts the Door Life at Approx. 3 Mills
- Can Be Topcoated or Clearcoated Yrs. Later
- Can Truly Foresee a 20 Yr. Life Expectancy



The Benefits of Our Process

✔ Non-Invasive

✔ Non-Destructive

✔ Non-Dissolving

✔ Non-Hazardous

✔ Eliminates Profiling

✔ Low Voc (4%)

✔ Provides Perfect
Palette

✔ Removes Layers &
Weight

✔ Minimizes Water
Usage

✔ Removes Up To 30
Mils In 2 Coats

✔ Environmentally
Friendly

✔ Chemical Bonding &
Anti-corrosion Intact

the spiffence

- Eliminates the Possibility of Delamination, or Peeling, Due to Too Many Layers of Paint
- Restarts the Door's Life at Less than 4 Dry Mils
- Rids the Surface of Any Past Profiles or Edges
- Created by Former Coats of Paint
- Creates the Perfect Canvas for a Professionally Painted High Gloss Finish

Before
23.6 Mils on
RUDS



After
3.60 Mils on
RUDS



SRS Pricing Matrix + Warranty Proection Levels

Door Sizes
4x8 Rud
8x8 Rud
10x10 Rud
Larger Doors

Silver Proection	% Cost of Replace	Gold Protection	% Cost of Replace	Platinum Protection	% Cost of Replace
\$ 180.00	37%	\$ 190.00	39%	\$ 200.00	41%
\$ 260.00	38%	\$ 275.00	40%	\$ 290.00	42%
\$ 410.00	39%	\$ 430.00	41%	\$ 450.00	43%
\$ 4.30/ Sq. Ft.	40%	\$ 4.50/ Sq. Ft.	42%	\$ 4.70/ Sq. Ft.	44%
Silver—12 Year Pro Rated Labor + Material		Gold—12 Year Pro Rated Labor + Material + 6 Years Peel Protection		Platinum—12 Year Pro Rated Labor + Material + 12 Years Peel Protection	

Note: Price is for Projects >100 doors. Mobilization and Dwell times may apply.

Finish and Gloss warranty is pro-rated per CB-1Step SRS Formula manufacturer and Supplier included in Silver Protection. Gold pricing includes 6 years protection against peeling and delamination. Platinum pricing includes 12 years protection against peeling and delamination.

In the event of failure, Spiff reserves the right to determine repairs necessary to achieve the warranty obligations.

Interested in SRRS?

We've got *you* covered.

Contact Us

(859) 568-8803

sales@spiffcontracting.com