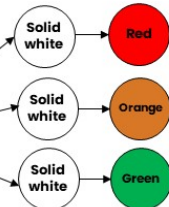


getting started

For Help:



power up the gateway



- Plug in to a USB power source
- The Gateway's LED's will all show white while starting up
- The internet LED will show RED to indicate it is not yet connected to your Wi-Fi
- The Charger Status LED will show ORANGE to indicate it is not yet paired to a charger

power up the charger

- Supply power to the charger, the switch is likely in the consumer unit
- The charger's LED's will cycle multiple colours while it is starting up
- Once ready, the LED's will glow a PALE BLUE
- The bar under the BriXcell logo will flash RED indicating that it is not yet paired to a gateway



pairing the gateway



Hold for 6 seconds



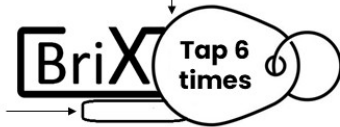
Flashing white & orange

THEN

Solid white



Flashing blue & red



Solid White

pairing the charger

setting up Wi-Fi

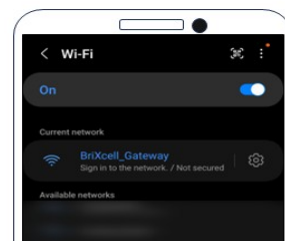


Pinhole
Hold for 3 seconds



Ready for a smarter charge?

Simply download the ev.energy app and follow the steps to set up your car, charger, and energy supply.



On your device, go to the Wi-Fi network settings and connect to the BriXcell_Gateway network.

All 3 LED's will go white for a moment. The network LED will go Blue, then Green to confirm you are connected.

Connected to your Wi-Fi

Connected to cloud




Opening the configuration page

iPhone users
Now scan this QR code.

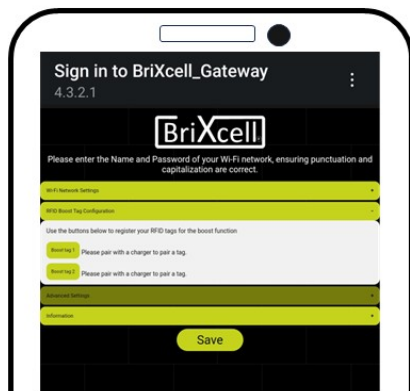
Android/Other users
When prompted, press the Sign Into Network banner or scan this QR code.

Else, open a web browser and type 4.3.2.1 into the address bar.

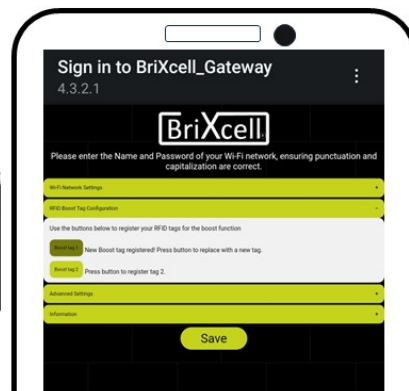


On the **configuration page**, enter the Wi-Fi details of your home network and tap the **save button** to confirm. You will be disconnected from the webpage.

registering an RFID tag



RFID tag
Light bar



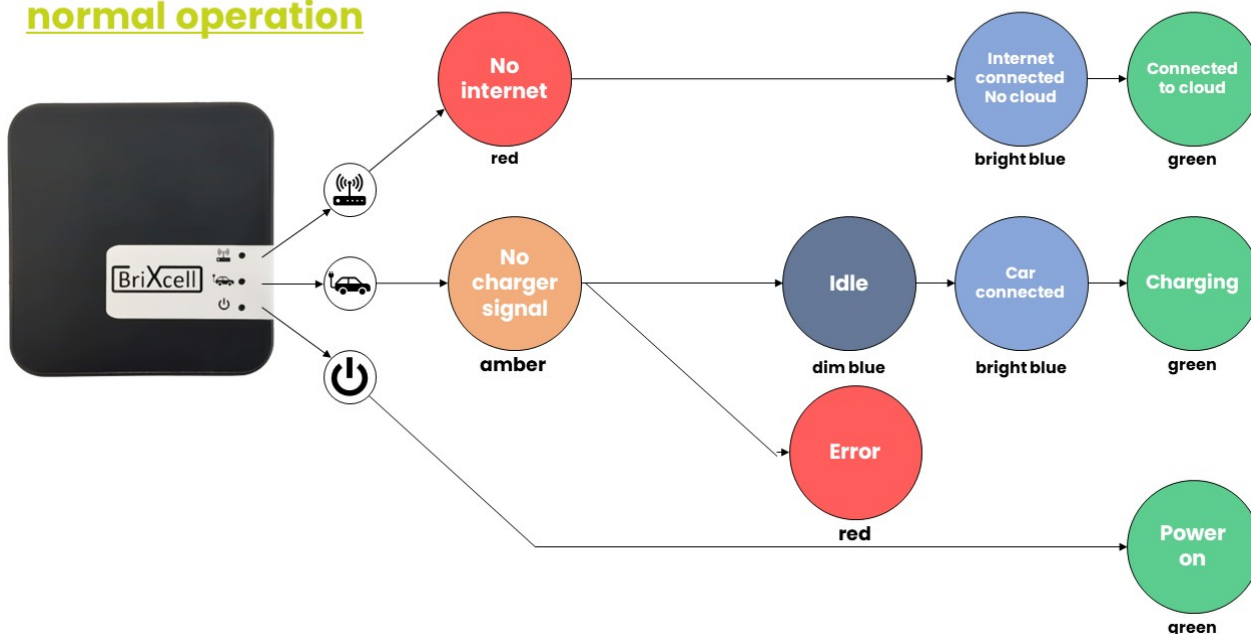
Connect to gateway
by following the
instructions on the
"Setting up Wi-Fi" page

In the RFID Boost Tag
Configuration menu
Tap one of the "Boost
tag" buttons.



The text next to the
tag button will now say
"New boost tag registered!"
You can assign up to 2 tags

normal operation



boost button



Press Once

OR

RFID tag
Light bar



Flashing blue & orange

Solid Green

boost RFID