

HOTSELLING SERIES:6000W-7000W



Size: width 200 * height 290 * thickness 65mm

Classification: Gear shift machine | Three key constant temperature
Six key constant temperature

Voltage frequency: 220V/50Hz/60Hz

Heating element: 304 stainless steel heating element

Rated power: 6000-7000W

Wire cross-section requirement: 2.5-4 square millimeters

Applicable water pressure: 0.02-0.6MPa

Lato current: 28-32A

Waterproof grade: IPX4

Applicable water flow rate: 1-5L/min

Installation method: wall mounted

Control method: microcomputer/intelligent constant temperature

Product material: high-strength ABS

Water inlet and outlet method: lower inlet, lower outlet


Display screen: Large screen display (outlet temperature, water flow rate, etc.)

Water temperature regulation: 30-55 ° adjustable

HOTSELLING SERIES:6000W-7000W



HOT SELLING SERIES: 8000W-12000W



Size: width 260 * height 400 * thickness 68mm

Classification: Intelligent constant temperature

Voltage frequency: 220V-240V/50Hz/60Hz

Heating element: 304 stainless steel heating element
(Cast aluminum circulation)

Rated power: 8000-12000W

Wire cross-section requirement: 4-10 square millimeters

Applicable water pressure: 0.02-0.6MPa

Lato current: 37-54A

Waterproof grade: IPX4

Applicable water flow rate: 4-10L/min

Installation method: wall mounted

Control method: microcomputer/intelligent constant temperature

Product material: high-strength ABS

Water inlet and outlet method: lower inlet, lower outlet



Display screen: Six key | Eight key large screen display (outlet temperature, water flow rate, etc.)

Water temperature regulation: 30-55 ° adjustable

HOT SELLING SERIES: 8000W-12000W



LUXURY SERIES: 6500w-8800w



Voltage frequency: 220V-240V/50Hz/60Hz

Heating element: Integrated die-cast aluminum heating element

Rated power: 6000-8800W

Wire cross-section requirement: 2.5-6 square millimeters

Applicable water pressure: 0.02-0.6MPa

Lato current: 25-40A

Waterproof grade: IPX4

Applicable water flow rate: 1-6L/min

Installation method: wall mounted

Control method: microcomputer/intelligent constant temperature


Product material: high-strength ABS

Water inlet and outlet method: lower inlet, lower outlet

Display screen: Large screen display (multi parameter display of water flow rate, inlet temperature, etc.)

Water temperature regulation: 30-55 ° adjustable

LUXURY SERIES: 6500w-8800w



HAIR SALON SERIES: 5500w-8800w



Voltage frequency: 220V-240V/50Hz/60Hz

Heating element: Integrated die-cast aluminum heating element

Rated power: 5500-8800W

Wire cross-section requirement: 2.5-6 square millimeters

Applicable water pressure: 0.02-0.6MPa

Lato current: 25-40A

Waterproof grade: IPX4

Applicable water flow rate: 1-6L/min

Installation method: wall mounted

Control method: microcomputer/intelligent constant temperature

Product material: high-strength ABS

Water inlet and outlet method: lower inlet, lower outlet

Display screen: Large screen display (multi parameter display of water flow rate, inlet temperature, etc.)

Water temperature regulation: 30-55 ° adjustable

HAIR SALON SERIES: 5500w-8800w





HAIR SALON SERIES: 5500w-8800w



电压频率: 220V~240V/50Hz/60Hz
Voltage frequency: 220V~240V/50Hz/60Hz
加热元件: 一体压铸铝发热体
Heating element: Integrated die-cast aluminum heating element
额定功率: 5500-8800W
Rated power: 5500-8800W
电线截面积要求: 2.5-6平方毫米
Wire cross-section requirement: 2.5-6 square millimeters
适用水压: 0.02-0.6MPa
Applicable water pressure: 0.02-0.6MPa
额定电流: 25-40A
Rated current: 25-40A
防水等级: IPX4 级
Waterproof grade: IPX4

适用水流量: 1-6L/min
Applicable water flow rate: 1-6L/min
安装方式: 壁挂式
Installation method: wall mounted
控制方式: 微电脑/智能恒温
Control method: microcomputer/intelligent constant temperature
产品材质: 高强度ABS
Product material: high-strength ABS
进出水方式: 下进下出, 下进上出
Water inlet and outlet method: lower inlet, lower outlet
显示屏: 大屏显示 (水温、进水温度等多参数显示)
Display screen: Large screen display (multi parameter display of water flow rate, inlet temperature, etc.)
水温调节: 30-55℃可调
Water temperature regulation: 30-55 ° adjustable

HAIR SALON SERIES: 5500w-8800w



COMMERCIAL MODEL: 8000W-2400W



电压频率: 380V/50Hz
Heating element: Integrated die-cast aluminum heating element
J304 stainless steel heating element
Rated power: 8000W-24000W
Wire cross-section requirement: 1-4 square millimeters
Applicable water pressure: 0.02-0.6MPa
Rated current: 25-40A
Waterproof grade: IPX4

适用水流量: 1-15L/min
Installation method: wall mounted
Control method: microcomputer/intelligent constant temperature
Product material: high-strength ABS
Water inlet and outlet method: lower inlet, lower outlet
Display screen: Large screen display (multi parameter display of outlet temperature, water flow rate, etc.)
Water temperature regulation: 30-55 ° adjustable

COMMERCIAL MODEL: 8000W-2400W

