



Agricultural Machinery Catalog



圆盘犁 / DISC PLOUGH

单向圆盘犁是与拖拉机全悬挂连接配套，作业时犁片旋转运动，对土壤进行耕翻作业。具有不缠草，不阻塞，不缠土，能够切断作物茎秆、根茎，工作阻力较小等优于铧式犁的特点，特别适用于杂草丛生，茎秆林立，土壤比阻较大，土壤中有砖石碎块等条件复杂农田的耕地作业。The Single-way disc plough is matched with four-wheel tractor, the discs of plough are revolving to furrow the land during operation. The mounted disc plow is especially suitable for land which have weeds, stems and frictional soil with small brick etc.



型号 Model	1LYQ-220	1LYQ-320	1LYQ-420	1LYQ-520	1LY(T)-325	1LY(T)-425	1LY(T)-525	1LY(T)-625
耕幅 Width of cut (mm)	400	600	800	1000	750	1000	1250	1500
耕深 Depth of cut (mm)	200			200	250~300			
犁片直径 Dia of disc (mm)	510	510	510	510	660			
犁片数量 Q'ty of disc	2	3	4	5	3	4	5	6
重量 Weight (kg)	140	190	240	300	420	490	560	640
配套马力 Tractor power (hp)	18	25-40	40	50-70	50-75	80-110	120	160
挂接方式 Mounted cat	I类三点悬挂 Cat I			II类三点悬挂 Cat II				

圆盘犁 / DISC PLOUGH

圆管圆盘犁是与拖拉机全悬挂连接配套，作业时犁片旋转运动，对土壤进行耕翻作业。具有不缠草，不阻塞，不缠土，能够切断作物茎秆、根茎，工作阻力较小等优于铧式犁的特点，特别适用于杂草丛生，茎秆林立，土壤比阻较大，土壤中有砖石碎块等条件复杂农田的耕地作业。

MF Disc plough is matched with four-wheel tractor, the discs of plough are revolving to furrow the land during operation. The mounted disc plow is especially suitable for land which have weeds, stems and frictional soil with small brick etc.



型号 Model	1LYX-225	1LYX-325	1LYX-425	1LYX-525
耕幅 Width of cut (mm)	500	750	1000	1250
耕深 Depth of cut (mm)	250~300			
犁片直径 Dia of disc (mm)	660			
犁片数量 Q'ty of disc	2	3	4	5
重量 Weight (kg)	270	360	470	560
配套马力 Tractor power (hp)	40	60	100	130
挂接方式 Mounted cat	II类三点悬挂 Cat II			

圆盘犁/DISC PLOUGH

1LY系列圆盘犁是借鉴国外盘犁的特点进行专项设计、制造。具有同拖拉机全悬挂连接配套，作业时犁片旋转运动，对土壤进行耕翻作业。具有犁片入角度可调节，不缠草，不阻塞，不塞土，能够切断作物茎秆的特点，特别适用于杂草丛生，茎秆林立，土壤比阻较大，土壤中有砖石碎块等条件复杂农田的耕地作业。

1LY Disc plough is specially designed, manufactured and borrowed according to the features of foreign disc plough, it is Fully-suspended with four wheel tractor. And the discs are rotary motion when tuning the soil. This mounted disc plow is especially suitable for cultivation in the land with weeds, stems and frictional soil with bricks.



型号 Model	1LY-2	1LY-3	1LY-4	1LY-5
耕幅 Width of cut (mm)	600	900	1200	1500
耕深 Depth of cut (mm)	250~300			
犁片直径 Dia of disc (mm)	660			
犁片数量 Q' ty of disc	2	3	4	5
重量 Weight (kg)	350	400	470	560
配套马力 Tractor power (hp)	40	60	80	120
挂接方式 Mounted cat	II 类三点悬挂 Cat II			

圆盘犁/DISC PLOUGH

1LYTA圆盘犁为水平摆式结构，适用于水田和旱地耕翻作业。特别适用于耕翻高产绿肥田及稻、麦茬的回田。犁的通过性能、入土性能良好，翻土、覆盖质量能满足农业生产技术的需求，并且具有工作阻力小、操作调整方便等优点。



Model 型号	Cutting width (mm) 耕幅	Cutting depth (mm) 耕深	Q' ty of disc 犁片数量	Size of disc (mm) 犁片直径	Tractor power (hp) 配套马力
1LYT-225	950	100	5	560	30-40
1LYT-226	1200		6		
1LYT-245	1200	150	5	610	50-60
1LYT-246	1390		6		
1LYT-247	1490		7		
1LYT-265	1400	180	5	660	80-120
1LYT-266	1550		6		
1LYT-267	1750		7		
1LYT-268	1940		8		

驱动圆盘犁/Driving Disk Plow

1LYQ系列驱动圆盘犁是标准三点悬挂式，有中间齿轮传动系统和侧箱齿轮传动系统两套传动系统，可以与20-150马力拖拉机配套。耕后轮胎痕迹可以完全覆盖，所以它可以提高耕作质量和工作效率。该机适用于旱地和水田。当在水田中耕作时，它可以使土壤完全翻转，平整。它可以把小麦和水稻等的秸秆切断，并翻埋到土壤里面，它们在土壤里腐烂，增加了土壤的有机质。该机也有节省时间，节约劳力，提高工作效率，和降低成本的特点。



Model 型号	Size of disc (mm) 犁片直径	重量 Weight (kg)	配套马力 Tractor power (hp)	单台发货尺寸 Delivery size of single set
1LYQ-320 圆梁	510*4	230	20-30	1.2*0.9*0.9
1LYQ-420 圆梁	510*4	250	25-30	1.4*0.9*0.9
1LYQ-520 圆梁	510*4	280	25-35	1.6*0.9*0.9
1LYQ-522 圆梁	560*4	330	35-45	1.6*0.9*0.9
1LYQ-622 圆梁	560*5	360	40-55	1.8*0.9*0.9
1LYQ-722 圆梁	560*5	390	55-65	2.0*0.9*0.9
1LYQ-822 圆梁	560*5	420	65-75	2.2*0.9*0.9
1LYQ-722 方梁单侧传动	560*5	600	80-100	2.2*1.0*1.0
1LYQ-822 方梁单侧传动	560*5	650	80-100	2.4*1.0*1.0
1LYQ-922 方梁单侧传动	560*5	700	90-120	2.6*1.0*1.0
1LYQ-822 方梁双侧传动	560*5	700	90-120	2.6*1.0*1.0
1LYQ-922 方梁双侧传动	560*5	750	100-120	2.8*1.0*1.0
1LYQ-1022 方梁双侧传动	560*5	800	100-120	3.0*1.0*1.0
1LYQ-825 加重方梁双侧传动	610*5	850	110-150	3.1*1.0*1.0
1LYQ-925 加重方梁双侧传动	610*5	900	110-150	3.4*1.0*1.0
1LYQ-1025 加重方梁双侧传动	610*5	950	110-150	3.7*1.0*1.0

双向圆盘犁/Two-way disc plough



双向圆盘犁系列产品主要适用于旱作区熟地生荒地的耕翻作业，不仅具有普通圆盘犁的操作性能，还具有地头空行程短、生产率高、省油等特点，特别适用于梯地和小块耕作区的作业。

型号 Model	1LY(SX)-325	1LY(SX)-425	1LY(SX)-525
耕幅 Width of cut (mm)	750	1000	1250
耕深 Depth of cut (mm)	250~300		
犁片直径 Dia of disc (mm)	660		
犁片数量 Q' ty of disc	3	4	5
重量 Weight (kg)	600	720	820
配套动力 Tractor power (hp)	50	90-120	130-150
挂接方式 Mounted cat	II 类三点悬挂 Cat II		

ATV圆盘耙



型号 Model	1BQD-1.2	1BQD-1.4
耕幅 Width of cut (mm)	1200	1400
耕深 Depth of cut (mm)	120	
偏角调节范围(度) Angle of deflection regulation(degree)	20	
耙片直径 Dia of disc (mm)	460	
耙片数量 Q' ty of disc	6	8
重量 Weight (kg)	150	180
配套马力 Tractor power (hp)	12-15	15-18

圆盘耙（悬挂轻耙）/MOUNTED LIGHT DUTY DISC HARROW

1BQX系列悬挂轻耙主要适用于农田的耕后碎土、播前整地、疏松土壤、土肥混合和轻质土壤的灭茬作业。该机具有结构合理、坚固耐用、使用方便、保养易行、碎土能力强、耙后地表平整的特点

Mounted light duty disc harrow is used in open field working for the superficial ploughing, for the shattering of clods, preparation of soil for sowing, burial of organic substances and remains. It can be used in light and medium soil



型号 Model	1BQX-1.1	1BQX-1.3	1BQX-1.5	1BQX-1.7	1BQX-1.9	1BQX-2.3
耕幅 Width of cut (mm)	1100	1300	1500	1700	1900	2300
耕深 Depth of cut (mm)	120					
耙片数量 Q' ty of disc	12	14	16	18	20	24
整机重量 Weight (kg)	200	220	240	260	310	360
配套马力 Tractor power (hp)	15	18	25	40	50	60
挂接方式 Mounted cat	I类三点悬 Cat I			II类悬挂 Cat II		

圆盘耙（对峙轻耙）/OPPOSED LIGHT DISC HARROW

对置式圆盘耙主要适用于农田耕前灭茬，破除地表板结，耕后碎土，平整保墒等工作。具有作业效率高、功率利用合理，入土、碎土能力较强，拖拉机无偏牵引的特点。

1BQDX Series Opposed disc harrow is mainly for the cleaning stubble before tillage, breaking the hardened surface ,soil pulverization and leveling .



型号 Model	1BQDX-1.3	1BQDX-1.6	1BQDX-2.0	1BQDX-2.4	1BQDX-2.8	1BQDX-3.0
耕幅 Width of cut (mm)	1300	1600	2000	2400	2800	3000
耕深 Depth of cut (mm)	140					
耙片直径 Dia of disc (mm)	460					
耙片数量 Q' ty of disc	16	20	24	28	32	36
重量 Weight (kg)	330	390	460	560	600	650
配套马力 Tractor power (hp)	35-40	40-45	50-60	60-75	75-85	85-100
挂接方式 Mounted cat	三点悬挂 Three point linkage					

圆盘耙（悬挂中耙）/MOUNTED MIDDLE DUTY DISC HARROW

1BJX 系列悬挂中耙适用于耕后碎土，播前整地，土肥混合和轻中质土壤的灭茬作业。该机具有结构简单，坚固耐用，使用方便，保养宜行，入土碎土能力良好，耙后地表平整能满足精耕细作的农艺要求。

Mounted middle duty disc harrow is used in open field working for the superficial ploughing, for the shattering of clods, preparation of soil for sowing, burial of organic substances and remains. It can be used in light and medium soil



型号 Model	1BJX-1.6	1BJX-1.8	1BJX-2.0	1BJX-2.2	1BJX-2.4	1BJX-2.5
耕幅 Width of cut (mm)	1600	1800	2000	2200	2400	2500
耕深 Depth of cut (mm)	140					
耙片数量 Q' ty of disc	14	16	18	20	22	24
重量 Weight (kg)	350	380	420	470	540	650
配套马力 Tractor power (hp)	30	40	50	60	70	80
挂接方式 Mounted cat	II类三点悬挂 Cat II					

牵引/悬挂式中耙系列:Compact Model Disc Harrow

该系列圆盘耙是我根据国外客户要求设计研发, 该机与四轮拖拉机配套, 可通过悬挂或者牵引两种不同的方式与拖拉机连接, 具有作业效率高、功率利用合理, 入土、碎土能力较强, 耙后地表平整、土壤疏松, 对粘重土壤、荒地和杂草多的地块具有较强的适应能力的特点。

Compact Model Disc Harrow is used in open field working for the superficial ploughing, for the shattering of clods, preparation of soil for sowing, burial of organic substances and remains. It can be used in both forms i.e. mounted as well as trailed.



型号 Model	1BJX-1.4A	1BJX-1.6A	1BJX-1.8A	1BJX-2.0A	1BJX-2.3A	1BJX-2.5A	1BJX-2.7A
耕幅 Width of cut (mm)	1400	1600	1800	2000	2300	2500	2700
耕深 Depth of cut (mm)	140						
犁片直径 Dia of disc	560/610						
耙片数量 Q' ty of disc	12	14	16	18	20	22	24
重量 Weight (kg)	440	490	550	590	620	650	720
配套马力 Tractor power (hp)	30	40	50-60	60-70	70-80	80-100	90-110
挂接方式 Mounted cat	II 类三点悬挂/牵引 Cat II						

圆盘重耙/Heavy Duty Hydraulic Disc Harrow

1BZ 系列液压偏置重耙对粘重土壤、荒地和杂草多的地块具有很强的耕作能力, 主要适用于农田耕前灭茬, 破除地表板结, 秸秆切碎还田, 耕后碎土, 平整保墒等工作, 重型圆盘耙在熟地上亦可代替犁进行土壤耕翻作业。1BZ series of Hydraulic offset heavy disc harrow is well suitable for heavy clay soil, waste land and weedy field as well, mainly suitable for stubble cleaning before farming, it can break the hardened soil and return the chopped straw to the soil, and also can crash the soil after tillage and level the land. The heavy-duty disc harrow can cultivate the soil instead of plow.



型号 Model	1BZ-1.8	1BZ-2.2	1BZ-2.5	1BZ-3.0	1BZ-3.4	1BZ-4.0	1BZ-5.3
耕幅 Width of cut (mm)	1800	2200	2500	3000	3400	4000	5300
耕深 Depth of cut (mm)	200						
犁片直径 Dia of disc (mm)	660						
耙片数量 Q' ty of disc	16	20	24	28	32	36	48
重量 Weight (hp)	1160	1250	1350	1430	1550	1900	2500
配套马力 Tractor power (hp)	70	80	90	100	120	150	180
可做类型	可做折翼, 可加平地, 碎土, 镇压器等。						

铧式犁/FARROW PLOUGH

铧式犁是与四轮拖拉机配套的全悬挂式铧式, 主要适用于沙壤土地和熟地旱田的耕翻作业。该系列铧式犁具有调节简单、耕作适应范围广、作业质量好、耕后地表平整的特点。

1L series share plow is a four-wheel tractor mounted plow, mainly used for plowing loam, the sand loam, cultivated and dry land.



型号 Model	1L-220	1L-320	1L-420	1L-520	1L-225	1L-325	1L-425	1L-525
耕幅 Width of cut (mm)	400	600	800	1000	500	750	1000	1250
耕深 Depth of cut (mm)	200~250							
犁体数量 Farrow	2	3	4	5	2	3	4	5
重量 Weight (kg)	64	100	130	170	125	170	240	270
配套马力 Tractor power (hp)	15~25	25~35	35~45	50~60	25	40	50	65
挂接方式 Mounted cat	三点悬挂 Three point mounted							

型号 Model	1L-330	1L-430	1L-530	1L-335	1L-435	1L-535
耕幅 Width of cut (mm)	900	1200	1500	1050	1400	1750
耕深 Depth of cut (mm)	220-270					
犁体数量 Farrow	3	4	5	3	4	5
重量 Weight (kg)	230	330	420	300	470	520
配套马力 Tractor power (hp)	50	70	80	55	75	90
挂接方式 Mounted Cat	II 类三点悬挂 Cat II					

液压翻转犁/HYDRAULIC FURROW PLOUGH

1LF 系列翻转犁是同四轮拖拉机配套的全悬挂式液压翻转犁, 适用砂土壤和旱田熟地耕翻作业, 可进行梭式双向作业, 耕后地表面平整, 具有地头空转行程少, 作业效率高等特点。

1LF hydraulic reversible plow is mounted with four-wheel tractor, it is used for the loam, sand soil, cultivated and dry land, it can finish the furrowing work in double way.




型号 Model	1LF-225	1LF-325	1LF-425	1LF-525	1LF-330	1LF-430	1LF-530	1LF-335	1LF-435	1LF-535
耕幅 Width of cut (mm)	500	750	1000	1250	900	1200	1500	1050	1400	1750
耕深 Depth of cut (mm)	220-270				250-300			300-350		
犁体数量 Farrow	4	6	8	10	6	8	10	6	8	10
重量 Weight (kg)	330	400	530	650	680	780	880	700	840	960
配套马力 Tractor power (hp)	25-35	35-55	60-80	80-90	50-70	60-80	90-120	70-80	80-100	100-120
挂接方式 Mounted Cat	II 类三点悬挂 Cat II									

栅条犁/HYDRAULIC REVERSIBLE PLOUGH

栅条犁是拖拉机配套使用的，由双联分配器控制犁的升降和犁的翻转。主架采用特殊材质矩管焊接，犁柱、犁壁、犁铧均采用优质65Mn高锰钢，经热处理后耐磨性、弹性等综合性能好、使用寿命长。液压翻转犁包括悬挂架、翻转油缸、止回机构、地轮机构、犁架和犁体，通过油缸中活塞杆的伸缩带动犁架上的正反向犁体作垂直翻转运动，交替更换到工作位置；地轮是丝杠调节耕深的一轮两用机构。悬挂架与工作主机相连，犁体通过犁柱连在犁架上，犁架上安装有地轮机构，其特征在于所说翻转油缸中缸体与接在犁架上的油缸座相铰接，缸体内有一做伸缩运动的活塞杆，犁架上固定有中心轴，在中心轴外的中心轴套后端与活塞杆铰接，前端穿过并固定在悬挂架横梁上，活塞杆通过油缸座、犁架连接带动中心轴在中心轴套内做回转运动。

It is designed to work in all types of soil for functions such as soil breaking, soil raising and soil inversion. The plough has high carbon steel bottoms with points for toughest ploughing jobs. It can handle the toughest ploughing job with excellent penetration performance. The under-frame clearance is adequate to cope with trashy conditions.



Model 型号	1LF-335A	1LF-435A	1LF-535A
犁铧数量 Number of furrow (pcs)	6	8	10
犁架 Frame	90x130x8 (square tube)		
单犁体耕幅 Profile Cut Single Piece (mm)	350		
最大耕幅 Width of cut (mm)	1050	1400	1750
最大耕深 Deep of cut (mm)	350-450		
配套动力 Tractor power (hp)	90-100	100-150	120-180
重量 Weight (kg)	1000	1300	1800

旋耕机/1GQN Rotary tiller

旋耕机是与拖拉机配套完成耕、耙作业的耕耘机械。有较强的碎土能力，一次作业即使使土壤细碎，土肥掺和均匀，地面平整，达到旱地播种或水田栽插的要求，有利于争取农时，提高工效，并能充分利用拖拉机的功率。具有打破犁底层、恢复土壤耕层结构、提高土壤蓄水保墒能力、消灭部分杂草、减少病虫害、平整地表以及提高农业机械化作业标准等作用。



Model	1GQN-100	1GQN-120	1GQN-140	1GQN-150	1GQN-160	1GQN-180	1GQN-200	1GQN-220	1GQN-250	1GQN-300
Matched power(hp)	12-15	18-20	20-25	25-30	30-40	50-55	55-75	60-80	75-80	80-120
Working width (cm)	100	120	140	150	160	180	200	220	250	300
Working depth (cm)	Dry land	12-16					12-18			
	paddy field	14-16					14~20			
NO. of blades	18	26	30	34	38	42	46	50	58	70
Type of blade	IT195	IT225					IT245			
Total weight (kg)	160	175	200	220	230	400	430	445	460	520
Dimension (mm)	(L)	900	900	900	900	1020	1020	1020	1020	1020
	(W)	1050	1350	1500	1600	1700	1900	2100	2300	3100
	(H)	950	1000	1000	1000	1000	1152	1152	1152	1152
Linkage	(Standard three-point mounted)									

平地机/LAND SCRAPER


平地机是一种利用刮刀平整地面的土方机械。刮刀装在机械前后轮轴之间，能升降、倾斜、回转和外伸。动作灵活准确，操纵方便，平整场地有较高的精度，适用于构筑路基和路面、修筑边坡、开挖边沟，也可搅拌路面混合料、扫除积雪、推送散粒物料以及进行土路和碎石路的养护工作。宽度：4-7英尺。

This mounted land scraper is a farm implements that uses the scraper which fitted between the front and back rear wheels to unknot land, the scraper can be lifted, sloped, revolved and extended. This land scraper is flexible and accurate, easy to use; applicable for constructing the roadbed and road surface, ditching the side slope, mixing road mixtures, removing snow, transporting grain materials and maintaining the dirt roads and gravel roads, etc. the Width of cut: 4-7inch



型号 Model	BX-4	BX-5	BX-6	BX-7	BX-8	BX-9
工作幅宽 Width of scraper (mm)	1200	1500	1800	2100	2400	2600
整机重量 Weight (kg)	150	180	210	240	270	300
配套马力 Tractor power (hp)	20	30	40	50	60	70
挂接方式 Mounted cat	三点悬挂 Three-point mounted					

箱刀平地机/CABINET LAND SCRAPER



箱刀平地机是一种利用刮刀平整地面的农用机械。动作灵活准确，操纵方便，平整场地有较高的精度，适用于构筑路基和路面、修筑边坡、开挖边沟，也可搅拌路面混合料、扫除积雪、推送散粒物料以及进行土路和碎石路的养护工作。宽度：4-8英尺。

This land grader is a farm implements that uses the scraper to unknot land, this machine is Flexible and accurate, easy to use; applicable for constructing the roadbed and road surface, ditching the side slope, mixing road mixtures, removing snow, transporting grain materials and maintaining the dirt roads and gravel roads, etc. the Width of cut: 4-7inch

型号 Model	SBX-4	SBX-5	SBX-6	SBX-7	SBX-8	SBX-9
工作幅宽 Width of scraper (mm)	1200	1500	1800	2100	2400	2600
整机重量 Weight (kg)	180	200	230	260	300	340
配套马力 Tractor power (hp)	20	30	40	50	60	80
挂接方式 Mounted cat	三点悬挂 Three-point mounted					

中耕机/CULTIVATOR


该双弹簧中耕机是我公司根据市场需求而研制的新型中耕机，该机采用双弹簧拉紧装置，当中耕机在工作过程中遇到障碍物时能自动弹起，越过迅速恢复原来的工作状态，从而起到保护犁尖的作用，该机具有行距调整方便，深度调整易行的特点，适用于棉花、玉米、豆类等松土作业。

The 3ZT series of spring cultivator is developed from our company according to the demand of foreign market. This machine adopts double-spring tension device which enables the tines during operation to bounce when meet with obstacles and return to normal working quickly after over them, by which the tines are protected. It has advantages of row spacing to be conveniently adjusted and the depth to be easily controlled, and the machine is suitable to cultivate and loosen soil in the corn, cotton and beans field.



型号 Model	3ZT-1.2	3ZT-1.4	3ZT-1.8	3ZT-2.2	3ZT-2.5	3ZT-3.0
工作幅宽 Width of cut (mm)	1200	1400	1800	2200	2500	3000
工作深度 Depth of cut (mm)	100-250					
齿数 No. of tines	5	7	9	11	13	15
整机重量 Weight (kg)	260	320	400	490	550	640
配套马力 Tractor power (hp)	25	30-40	40-50	50-70	70-80	80-100
挂接方式 Mounted cat	I类三点悬挂 Cat I		II类三点悬挂 Cat II			

中耕机可订制款式：



中耕机/CULTIVATOR


3Z系列中耕机可用于玉米、大豆、棉花、薯类等作物的田间中耕作业，能够一次性完成中耕、深松、开沟、起垄等农田作业。具有行距调整方便，深度控制灵活，起垄宽度调整便捷，适用范围广等特点。



型号 Model	3Z-2	3Z-3	3Z-4	3Z-5
耕幅 Working width(mm)	1100	1900	2900	3700
耕深 Working depth(mm)	100-200			
齿数 No. of tines	2	3	4	5
起垄行数 Ridging of rows	1	2	3	4
整机重量 Total weight (kg)	90	120	150	190
配套马力 Matched power(hp)	18	20-30	40-50	70-80
挂接方式 Linkage	Three-point suspension I type		Three-point suspension II type	

深松机


3S系列深松机是根据国外顾客要求设计的新型作品。它适用于马铃薯、大豆、棉花等农作物的深耕作业。该款深松机能破除硬质地、平整土壤、保持地下含水量、清除残渣等。深度可调整，应用范围广，易于操作。



型号 Model	3S-1.0	3S-1.4	3S-1.8	3S-2.1	3S-2.6
工作幅宽 Width of cut (mm)	1000	1400	1800	2100	2600
工作深度 Depth of cut (mm)	100-250				
齿数 No. of tines	5	7	9	11	13
整机重量 Weight (kg)	240	280	320	370	450
配套马力 Tractor power (hp)	25	30-40	50-60	70-80	80-100
挂接方式 Mounted cat	I类三点悬挂 Cat I		II类三点悬挂 Cat II		

起垄机/DISC RIDGER

3Z系列圆盘式起垄机主要适用于农田耕后起垄作业。该机由方管焊接整体式刚性机架，三点悬挂架以及圆盘构成，圆盘犁片采用优质65锰弹簧钢，经热处理加工精制而成。该机具有结构合理、坚固耐用、运输方便、便于调整、使用维护方便等特点。
3Z series of disc ridger is suitable for ridging after the tillage in the farm field. It consists of heavy duty tubular box frame, 3 point hitch system and discs. The disc blades are made after the heat treatment in the material of 65Mn spring steel that has better hardness. The machine is reasonable for construction, conveniently to transport, easy to adjust, and conveniently to use and maintain.



型号 Model	3Z-80	3Z-120	3Z-140	3Z-180	3Z-260
工作幅宽 Width of cut (mm)	800	1200	1400	1800	2600
起垄宽度 Ridging width (mm)	200~450		300~500		
起垄高度 Ridging height (mm)	150~260		150~300		
起垄行数 Ridging of rows	1(2)	1(2)	1	1(2)	1(2)
整机重量 Weight (kg)	120	140	220	200	246
配套马力 Tractor power (kg)	20~30	30~40	50~60	60~70	70~90
挂接方式 Mounted cat	I类三点悬挂 Cat I		II类三点悬挂 Cat II		

起垄犁/RIDGER PLOUGH

3QL系列起垄犁主要适用于土豆、蔬菜的耕后起垄。该产品可自由调节垄间距，起垄高度，起垄行数和起垄宽度。配套马力广，有良好的适应能力。
3QL series ridger plough is used for ridging in the field of potato, beans, and vegetables after tillage. It has advantages of convenient adjustment in ridging spacing, ridging height, ridging rows and angle, wide range of matched tractors, good ability of adaption and so on.



型号 Type	3QL-1	3QL-2	3QL-3	3QL-4	3QL-5
耕幅 Working width (mm)	800	1600	2500	3200	3900
起垄宽度 Width of ridging (mm)	700~900				
起垄高度 Height of ridging (mm)	200~250				
整机重量 Weight (kg)	140	180	240	280	350
挂接形式 Linkage	标准三点悬挂 Standard three point mounted				
配套马力 Matched power (hp)	25	35	40	60	80

耙地机

小型拖拉机配套的农用耙地机，主要为了提高小型机具整地质量，减少作业层次，满足农艺要求。它是在方框架机架下的两个附加横梁上分别安装两组缺口耙片组合两组圆盘耙片组，机架上调整孔，机架后端有农具连接结构和扶手杆，这种耙地机能适应不同地质的土壤，有比较理想的作业效果。



型号 Model	R-4	R-5	R-6	R-7	R-8	R-9
工作幅宽 Width of scraper (mm)	1200	1500	1800	2100	2400	2600
整机重量 Weight (kg)	120	140	160	180	200	220
配套马力 Tractor power (hp)	20	30	40	50	60	70
挂接方式 Mounted cat	三点悬挂 Three-point mounted					

钉齿耙



型号 Model	BDC-4	BDC-5	BDC-6	BDC-7	BDC-8
工作幅宽 Width of scraper (mm)	1200	1500	1800	2100	2400
整机重量 Weight (kg)	120	140	160	190	220
配套马力 Tractor power (hp)	20	30	40	50	60
挂接方式 Mounted cat	三点悬挂 Three-point mounted				

玉米播种机/CORN SEEDER

该机与拖拉机配套作业，主要用于免耕地单粒精播或双粒精播玉米（可根据您的需求选择），可条施颗粒状化肥，一次完成开沟排种播种精度高，粒数合格指数达到80%以上。单粒播种效果极为准确，不仅节省籽种，真正实现了播种行业的一次创新革命。

This kind of precision corn seeder/corn drill must match with the four-wheel types tractors, which used for seeding the single seed or double seeds accurately (you may chose). The corn drill also sow the crystalline granule fertilizer while seeding. Which can finish furrowing, fertilizing, seeding, covering earth, pressing etc. The effect of Single grain sowing is extremely accurate, that is save seeds; truly achieve a revolutionary innovation in planting industry.



型号 Model	2BGYF-2	2BGYF-3	2BGYF-4	2BGYF-5	2BGYF-6	2BGYF-7
工作深度 Depth of seeding (mm)	50-100					
工作行数 No of seeding row (mm)	2	3	4	5	6	7
行距 Row spacing (mm)	500-620					
株距 Planting distance (mm)	120-320					
配套马力 Tractor power (hp)	15	20	30	40	50	60
重量 Weight (kg)	140	185	245	310	370	470
挂接方式 Mounted cat	I类三点悬挂 Cat II			II类三点悬挂 Cat II		

玉米脱粒机/CORN THRESHER

该系列玉米脱粒机是广泛应用于畜牧业、农场和家庭使用。玉米脱粒机主要用于玉米剥皮脱粒，该脱粒机以惊人的速度在不损坏玉米棒的情况下将玉米粒从玉米棒分离。脱粒机可以配套两种不同的马力：柴油机或电动机。您可以根据实际情况进行选择。有配套的轮胎马力支撑架便于运输。Our corn/maize thresher is widely applied for livestock breeding, farms, and household use. It is used shelling Maize from cobs. The machine separates the kernels from the cobs with an amazing speed without any breakage of the kernels as well as cobs. There are two types of power for them: diesel engine or electric motor. You can choose each type in your need. This maize threshing machine is quite simple and having high output. It is also very easily transportable because of own wheel and related frame.



型号 Model	5TY-850	5TY-850T	5TY-850S
生产效率 Efficiency (kg/h)	4000-5000	4000-5000	4000-5000
脱净率 Threshing rate (%)	≥97	≥97	≥97
破碎率 Breakage rate (%)	≤2	≤2	≤2
主轴转速 Rotation speed (r/min)	1000	1000	800
整机重量 Weight (kg)	360	160	130
配套马力 Power	15hp diesel or 7.5KW motor	Tractor PTO power, 540r/min	6hp diesel or 5.5hp gasoline

推车式玉米脱粒机

型号 Model	推车式玉米脱粒机
整机尺寸 product size (mm)	1800*1100*1200
整机重量 Weight (kg)	350
配套动力 Power (hp)	15-20
工作效率 Efficiency (t/h)	6-8
脱净率 Threshing rate	99%



土豆播种机/POTATO PLANTER

2CM型马铃薯种植机，采用国外生产马铃薯机械的先进技术，经反复试验，改进而研究成功的一种小型马铃薯种植机，2CM型马铃薯种植机同小型拖拉机配套使用，集开沟、施肥、播种和覆土为一体，可一次完成施肥、播种作业。具有结构紧凑、机动性好、布局合理、工作平稳、适应性强、维修简单等特点，可根据不同地区的农艺种植要求，调整深浅、行距和株距。

The potato planter is designed according to the foreign advanced technology, it matches with four-wheel tractor and combine ditch, manure, sowing, casing soil, complete manure and sowing simultaneously. This machine has the compact structure, better motility, reasonable layout, stable working, well-adapted, simple maintenance and it is easy to be installed. The seeding depth, row spacing could be adjusted to meet different planting request.



型号 Model	2CM - 1	2CM - 2A	2CM - 2	2CM-4	2CM-4
播种行数 Planting rows (mm)	1	2	2	4	4
起垄行数 Ridging of rows	1	1	2	2	4
行距 Row spacing (mm)	-	100	500-800	500-1000	500-800
株距 Planting distance (mm)	250 - 330				
整机重量 Weight (kg)	150	200	230	380	430
配套马力 Tractor power (hp)	20 - 30	30 - 40	30 - 40	50-90	60-90
挂接方式 Mounted cat	I类三点悬挂 Cat I			II类三点悬挂 Cat II	

蔬菜播种机

蔬菜播种机：具有播种精度高，种子破损率低等优点，主要针对油菜、芝麻、苜蓿、洋葱、番茄、辣椒、菜心、谷子、莴苣、胡萝卜等小粒种子作物。



规格/型号	2SB-12 滚桶式蔬菜播种机	2SB-12 螺旋式蔬菜播种机
整机尺寸	2200*1350*880mm	2100*1400*880mm
重量	283kg	300kg
配套动力	20-50hp	20-50hp
工作效率	5-10 亩/时	5-10 亩/时
行距	150mm 可定制	150mm 可定制
株距	5-150mm 可调	5-150mm 可调
可做行数	可做 8 行、10 行、12 行、14 行、16 行、18 行、20 行，可加肥箱	

大蒜播种机

规格型号	前螺旋式大蒜播种机/前平土式大蒜播种机
行数	9 行
株距	10-28cm
行距	18cm
配套动力	30-50 马力
整机重量	前螺旋式 390kg 前平土式 355kg
整机尺寸	1700*1800*900mm
悬挂方式	三点悬挂
播种宽幅	1.45m



土豆收获机/POTATO HARVESTER

4U系列马铃薯收获机通过后马力或者侧马力传动方式配套于12-60hp拖拉机。该土豆收获机用于土豆挖掘，将块茎部分从土壤中分离，从而使马铃薯脱离根茎到达地面便于拾捡。配有三角搅拌器。该工作原理是在拖拉机PTO传动下，通过振动筛震动使土壤和块茎分离，土壤在振动筛间隙掉落，留在振动筛上的马铃薯则通过振动筛的震动落在后面土地上。

4U series of sweet potato harvester is mounted with the tractor of 12-60hp with back power and side power output shaft. Our tractor potato harvester is intended for potato excavation, tubers partial separation from the soil and tubers laying on field surface for their further picking up. A triangular beater is set on the potato harvester. The working principle of this potato digger is that the digging shovel digs up the soil and crops through the impetus of the tractor. And the digging shovel make crop and soil separate though vibration sieve, the soil first drip down from the clearance of vibration sieve, finally the crop crashed down on to the road from the back.



型号 Model	4U-1	4U-2
收获行数 Harvesting rows	1	2
工作幅宽 Width of cut	600	900/1300/1600/1800
工作深度 Depth of cut	100 - 250	
PTO 转速 PTO Rotation speed	540 - 720	
整机重量 Weight	160	260/335/390/450
配套马力 Tractor power	20 - 30	40/50/70/90
挂接方式 Mounted cat	I 类三点悬挂 Cat I	II 类三点悬挂 Cat II

木薯收获机

木薯收获机可以适用于多种土壤，因为其独特的设计，可以适用于起垄和平地种植的木薯，木薯在收货时不会破损。Cassava Harvester can be applies to all soil conditions in both raised and flat. Cassava head is not broken.



手扶花生收获机

本产品性能好、效率高。主要用于收获花生和大蒜等地下根茎农作物。具有收获效率高、破坏率低、运转轻快无振动、不堵草、漏土快、结构简洁、使用寿命长等特点。适合土壤类别：沙土、沙壤土、中粘性土。




型号 Model	4HS-1
外形尺寸 Overall size(mm)	1245x905x785
整机重量 Weight(kg)	85kg
工作效率 Work efficiency	3-5 亩/小时
配套马力 Tractor power	8-15hp 手扶拖拉机

苜蓿割草机/SICKLE BAR MOWER

9G型后悬挂割草机用偏置式曲柄连杆机构驱动割刀进行割草作业。及适用于农、林、牧区小面积草场和山地丘陵草场，用以收割天然和种植牧草。该机具有结构简单、操作方便、割刀切割有力、割茬低且整齐、使用可靠等特点。

Model 9G series of sickle bar mower takes advantage of the offset crank link mechanism to drive the cutter blade mow grass, and it is adequate for cutting the natural and planted grasses in ranch, mountain and hilly area. The structure of this machine is compact and the operation is easy and reliable and the residues are lower after cutting.



型号 Model	9G-1.4	9G-1.6	9G-1.8	9G-2.1
工作幅宽 Width of cut (mm)	1400	1600	1800	2100
割茬高度 Height of cut (mm)	50-80			
PTO 转速 PTO speed (r/min)	540			
整机重量 Weight (kg)	120	124	128	135
配套马力 Tractor power (hp)	12-20	15-20	20-30	20-30
挂接方式 Mounted cat	I 类三点悬 Cat I			

割搂一体机/MOWING HAY RAKE

9G型后悬挂割草机用偏置式曲柄连杆机构驱动割刀进行割草作业。及适用于农、林、牧区小面积草场和山地丘陵草场，用以收割天然和种植牧草。该机具有结构简单、操作方便、割刀切割有力、割茬低且整齐、使用可靠等特点。

Model 9G series of sickle bar mower takes advantage of the offset crank link mechanism to drive the cutter blade mow grass, and it is adequate for cutting the natural and planted grasses in ranch, mountain and hilly area. The structure of this machine is compact and the operation is easy and reliable and the residues are lower after cutting.



型号 Model	9GBL-1.4	9GBL-1.6	9GBL-1.8	9GBL-2.1
工作幅宽 Width of cut (mm)	1400	1600	1800	2100
割茬高度 Height of cut (mm)	50-80			
PTO 转速 PTO speed (r/min)	540			
整机重量 Weight (kg)	280	300	320	340
配套马力 Tractor power (hp)	12-20	15-20	20-30	20-30
挂接方式 Mounted cat	牵引 Trailed			

双圆盘割草机



型号 Model	DM-125	DM135	DM165	DM185
割草宽度 Cutting Width	125cm	135 cm	165 cm	185cm
割茬高度 Cutting Height Adjust.	3cm	3cm	3cm	3cm
运输宽度 Transport Width	85cm	95 cm	140 cm	160cm
运输长度 Transport Length	255cm	265 cm	285 cm	305cm
高度 Height	110cm	110 cm	110 cm	110cm
重量 Weight	330kg	350 kg	400 kg	440kg
刀盘数量 Drums	2pcs	2pcs	2pcs	2pcs
刀片数量 Blades	6pcs	6pcs	6pcs	6pcs
传动轴转速 P.T.O Speed	540rpm	540 rpm	540 rpm	540rpm
是否带传动轴 P.T.O Drive Shaft	with	with	with	with
悬挂类型 Mounted Cat	Cat 1	Cat 1	Cat 1 & 2 & 3	Cat 1 & 2 & 3
配套马力 Tractor power	≥20hp	≥30hp	≥45hp	≥60hp

旋转割草机/MOWER



本割草机可以适用于多种9GX系列旋转型割草机主要适用于草场、灌木林地的割草、清理以及地表不平整牧场的更新、改造等作业。该系列割草机利用偏置式曲柄连杆机构驱动割刀进行割草作业。

Series of 9GX mower is mainly applicable for grassland, shrub land and field with rough surface. It Uses offset brace Mounted cat machine to drive knife. This mower is mainly applicable for farm land, field grassland, mountains, natural grazing and planted grazing. With reasonable structure; simple and reliable to use, etc.

型号 Model	9GX-1.0	9GX-1.2	9GX-1.5	9GX-1.8	9GX-2.1
工作幅宽 Width of cut (mm)	1000	1200	1600	1800	2100
割茬高度 Height of cut (mm)	30-50				
PTO 转速 PTO speed (r/min)	540				
整机重量 Weight (kg)	235	280	335	440	520
配套马力 Tractor power (hp)	25-30	30-40	40-60	70-80	90
挂接方式 Mounted cat	三点悬挂 Three-point mounted				

撒肥机 / FERTILIZER SPREADER

采用美国技术设计。主要适用于农田耕前撒播底肥、耕后播种及草场、牧场的种肥混合撒播作业。配套马力25-60马力，播幅16M-30M。该机结构紧凑、性能优良、适用范围广、作业效率高、种肥撒播均匀等特点。
This fertilizer spreader is designed according to American technology. Fertilizer spreader is applicable for spreading fertilizer, sowing seeds and mixture of fertilizer and seeds. With 25-60 horsepower, 16M-30M sowing rate, compact structure, high performance, wide application, and high efficiency, uniform broadcast sowing, etc.



型号 Model	CDR-230	CDR-400	CDR-600	CDR-800	CDR-1000
工作幅宽 Width of spreader (m)	7-15				
肥箱容积 Capacity of fertilizer box (L)	230	400	600	800	950-1050
PTO 转速 PTO speed (r/min)	540				
整机重量 Weight (kg)	65	80	160	290	340
配套马力 Tractor power (hp)	18 - 30	25-55	50-60	60-80	80-100
挂接方式 Mounted cat	三点悬挂 Cat				

挖坑机 / Hole digger

旋转式开沟挖坑机是我厂研制的能与各种型号拖拉机特别是小四轮拖拉机配套的新产品，该机适用于大面积、大规模的植树作业，也可以广泛应用于田间地头，道路两侧绿化，沟河堤坝防汛植树任务。该机设计新颖、灵活、合理，性能稳定可靠，作业效果好、效率高，深受广大用户欢迎。该机可根据树种，选配多种规格的钻头，以满足用户需要。

Rotary ditch-excavator is a new product developed by our factory, which can be matched with all kinds of tractors, especially small four-wheel tractors. This machine is suitable for planting trees on a large scale and on a large scale. It can also be widely used in fields, greening on both sides of roads, and planting trees for flood control and river dykes. This machine design novel, flexible, reasonable, stable and reliable performance, good operation effect, high efficiency, by the majority of users welcome. According to the tree species, the machine can be selected with a variety of specifications of the bit to meet the needs of users.



型号 Model	1W-30	1W-40	1W-50	1W-60	1W-70	1W-80	1W-100
挖坑直径 mm	300	400	500	600	700	800	1000
挖坑深度 mm	600	600	600	600	800	800	900
整机重量 kg	200	240	280	320	350	380	420
PTO 转速 r/min	540-720						
配套动力 hp	25	30	45	50	75	80	100

开沟机

四轮拖拉机配套开沟机，配套2-70马力，是一款新型实用的开沟设备。该机开沟宽度30-40公分，开沟深度可以从20公分至50公分，每小时开沟速度可以达到1000-1500米。所开沟型沟直、壁陡，沟深和沟宽统一，人工和挖掘机无法开出此沟形。该机器主要适用于农田水利灌溉、大葱、大葱种植开沟、果园施肥开沟，蔬菜大棚以及果园开排水沟等。



品名	中置开沟机	侧置式开沟机
开沟宽度 cm	30-35	30-35
开沟深度 cm	30-40	30-40
刀片型号	225	225
整机重量 kg	240	225kg
肥料箱	可加	可加
配套动力 HP	30-60	30-50

喷雾机 / BOOM SPRAYER

3W系列喷雾机主要用于大豆，玉米，棉花，小麦，水稻等旱田水田的施药，同时也适用于草坪、果树、茶树、蔬菜、路旁树等药物喷洒工作。产品容量从200L-1000L，喷幅6m-12m，配套12-120hp拖拉机。

3W series of sprayer is suitable for spraying the medicament for the planter of bean, corn, cotton, grain. Also for lawn, fruiter, vegetable, road side tree. The capacity could be 200L-1200L, the spraying width could be 6m-12m with 12-120hp tractor.



型号 Model	3W-200	3W-300	3W-400	3W-500	3W-600	3W-800	3W-1000
工作幅宽 Width of spraying (m)	8					10	10/12
药箱容积 Case volume (L)	200	300	400	500	600	800	1000
PTO 转速 PTO speed (r/min)	540						
整机重量 Weight (kg)	80	90	130	270	340	380	400
配套马力 Tractor power (hp)	15	20-30	30-45	50-70	60-80	70-90	70-100
挂接方式 Mounted cat	三点悬挂 Three-point mounted						

农用拖车/FARM TRAILER

该系列农用拖车主要配套于30-50hp四轮拖拉机，适用于山地适用于平原、山区、沼泽、丘陵、农村以及公路运输各类散装货物，该车型结构牢固、造型美观、安全可靠、经久耐用。可分为自卸型和不自卸型

The single axle farm trailer is used for 30-50hp 4-wheels tractor, Applicable for transporting various bulk cargoes in plains, mountains, wetlands, knap, rural area and highway, with the feature of solid structure; beautiful, safe, reliable, durable. It is included in two types: dumping trailer and not dumping trailer.



号	车厢尺寸(MM)	外形尺寸 (MM)	载重 (KG)	轮胎/轮数	卸料形式
Model	Box size (mm) LxWxH	External dimension	load	Tyre/Q'ty	Dumping
手扶拖车	1800X900X320	2800*1300*1400	1000	6.00-16/2	人工辅助后翻
7C-1.5	2000X1000X400	3000X1300X1700	1500	195/50-13	
7CX-1.5	2000X1000X400	3000X1300X1700	1500	195/50-13	自卸后翻
7CX-1E	2000*1000*330M	3000X1300X1700	1000	175/80D13 2	自卸后翻
7CX-2E	2500*1500*450	3450*1600*1810	2000	10.00/75-15.3 10PR	自卸后翻
7C-2	2400X1200X400	3400X1600X1660	2000	7.00-16/2	非自卸
7CX-2	2400X1200X400	3400X1600X1760	2000	7.00-16/2	自卸后翻
7C-2	2100X1500X450	3150X1550X1760	2000	7.00-16/2	非自卸
7CX-2	2100X1500X450	3150X1550X1800	2000	7.00-16/2	自卸后翻
7C-2.5	2500X1500X450	3500X1550X1760	2500	7.50-16/2	非自卸
7CX-2.5	2500X1500X450	3500X1550X1800	2500	7.50-16/2	自卸后翻
7C-3	3000X1600X450	4150X1650X1800	3000	7.50-16/2	非自卸
7C-3	3400X1700X460	4750X1800X1950	3000	7.00-16/4	非自卸
7CX-3E	3100*1600*460	4600*1720*1360	3000	10.0 / 75 - 15.3 16PR / 2	自卸
7C-3	3400X1700X460	4750X1800X1950	3000	7.50-16/2	非自卸
7CX-3	3000X1600X450	4150X1650X1880	3000	7.50-16/2	自卸后翻
7CX-3	3400X1700X460	4750X1800X1950	3000	7.00-16/4	自卸后翻
7CX-3	3400X1700X460	4750X1800X1950	3000	7.50-16/2	自卸后翻
7C-4	3120*1920*460	4450*2000*1450	4000	8.25-16/2	非自卸
7CX-4	3120*1920*460	4450*2000*1450	4000	8.25-16/2	自卸后翻
7C-4	3800X1700X460	5250X1800X1900	4000	7.50-16/4	非自卸
7CX-4	3800X1700X460	5250X1800X2000	4000	7.50-16/4	左右自卸
7CX-5(E)	3700*1900*(460+460)	5020*1990*1855	5000	400/60-15.5 14PR/2	左右自卸
7C-5	4000X2150X550	5750X2250X2100	5000	8.25-16/4	非自卸
7CX-5	3950X2150X550	5750X2250X2200	5000	8.25-16/4	左右自卸
7CX-5	4000X2150X550	5750X2250X2200	5000	8.25-16/4	左右自卸
7CX-6	4500X2150X550	6200X2200X2300	6000	9.00-16/4	左右自卸
7CX-6	4000X2150X550	5750X2250X2200	6000	9.00-16/4	三向自卸
7CX-8	5500X2150X550	7300X2200X2500	8000	9.00-20/4	左右自卸
7CX-8E	4100*2150*1100	7400X2200X3050	8000	11.5/80-15.3/4	三向自卸
7CX-8	4000X2150X550	5750X2250X2200	8000	7.50-16/8	三向自卸
7C-10	6000x2150x550	7750x2250x2200	10000	8.25-16/8	非自卸
7CX-10	6000x2150x550	7750x2250x2200	10000	8.25-16/8	左右侧翻自卸
7CX-10E	4500X2150X1250	7750x2250x2200	10000	400/60-15.5 14PR/2	后翻自卸

犁(耙)片/PLOUGH (HARROW) DISC

犁耙片的主要直径是280-960mm，材料厚度是3-12mm，材质为65Mn弹簧钢板，洛氏硬度 (HRC) 38-44。

65Mn spring steel disc blade hardness: 38 - 44 HRC. In order to keep the toughness and wear ability of disc blade.



Dia	Thickness	Weight	Packing
12"	2	1.04	100
	2.5	1.28	
	3	1.59	
	4	1.90	
	5	2.40	
13"	2.5	1.55	100
	3	2.03	100
14"	3.5	2.36	100
	4	2.71	
	4.5	3.05	
	5	3.36	
	5	3.36	
15"	4	3.48	100
	3	2.86	100
16"	3.5	3.32	100
	4	3.82	
	4.5	4.30	
	5	4.74	
	5	4.74	
18"	3.5	4.14	100
	4	4.77	
	4.5	5.39	
	5	5.93	
	6	7.05	
20"	3.5	5.39	100
	4	6.18	
	4.5	6.96	
	5	7.65	
	6	9.08	
22"	4	7.65	100
	4.5	8.62	
	5	9.49	
	6	11.28	
	6	11.28	
24"	4.5	10.32	50
	5	11.38	
	6	13.54	
	7	15.80	
	8	18.00	
26"	5	13.83	50
	6	16.63	
	7	19.39	
	8	22.13	
	8	22.13	
28"	6	19.53	50
	7	22.790	
	8	26.01	
	6	22.15	
	8	29.53	
30"	10	36.33	25
	8	34.22	
	10	42.15	
32"	12	63.40	25
34"	12	63.40	25
36"	12	37.61	25



Machine Model	HB504	
Engine HP	50	Product Main Features
Nominal engine power KW	36.7	Carter engine, national second big pump direct injection low fuel consumption, strong power, superior performance; not picky about oil products
Engine rated speed r/min	2200	8F+2R (optional 8F+8R shuttle shift), suitable for a variety of operational needs;
Overall dimensions (L*W*H) mm	3600/1500/2100 (To the safety frame)	Sliding shift, shift light, flexible;
Wheelbase (mm)	1835	The main exit gear shift lever is equipped with shuttle shift and independent double-acting clutch
Front wheelbase (factory wheelbase) mm	9600-1100、1200、1300	Clutch, brake pedal, light and comfortable, handbrake braking torque;
Rear wheelbase (factory wheelbase) mm	1100-1300	9 inch double action clutch, large transmission torque, high reliability;
Tire type (front/rear)	7.5-16/11.2-28 6.5-16/11.2-24	The independent double-acting clutch can realize the independent control of agricultural machinery;;
Min Useable Mass kg	1550	Optional cab, anti-tip frame, luxury floor, comfortable operation;
Max counterweight (front/rear) kg	40/60、70	Multi-speed power output, good matching with the machine, can meet a variety of operational requirements;
take off shaft splines	6	Double cylinder strong rise strong fall; The three-point suspension tractor can match a variety of farm tools
Min ground clearance mm	320	60L large volume rotoplastic tank, single refueling operation time is long;
Number of gears	8+2 (optional 8+8)	Small turning circle radius, high working efficiency;
Speed range Km/h	2.74~41.85	
	2~30.52	
Rated traction force KN	12	
Rated lifting force KN	4.75	
Number of hydraulic output groups	1 set (optional 2 sets)	
Speed of power output shaft (r/min)	540/760	
Type		



Machine Model	HB404	
Engine HP	40	Product Main Features
Nominal engine power KW	29.42	Carter engine, national second big pump direct injection low fuel consumption, strong power, superior performance; not picky about oil
Engine rated speed r/min	2200	8F+2R (optional 8F+8R shuttle shift), suitable for a variety of operational
Overall dimensions (L*W*H) mm	3600/1500/2100 (To the safety frame)	Sliding shift, shift light, flexible;
Wheelbase (mm)	1835	The main exit gear shift lever is equipped with shuttle shift and independent double-acting clutch
Front wheelbase (factory wheelbase) mm	9600-1100、 1200、 1300	Clutch, brake pedal, light and comfortable, handbrake braking
Rear wheelbase (factory wheelbase) mm	1100-1300	9 inch double action clutch, large transmission torque, high reliability;
Tire type (front/rear)	7.5-16/11.2-28 6.5-16/11.2-24	The independent double-acting clutch can realize the independent control of agricultural machinery;;
Min Useable Mass kg	1550	Optional cab, anti-tip frame, luxury floor, comfortable operation;
Max counterweight (front/rear) kg	40/60、 70	Multi-speed power output, good matching with the machine, can meet a variety of operational requirements;
Number of power take-off shaft spline	6	Double cylinder strong rise strong fall; The three-point suspension tractor can match a variety of farm tools
Min ground clearance mm	320	60L large volume rotoplastic tank, single refueling operation time is long;
Number of gears	8+2 (optional 8+8)	Small turning circle radius, high working efficiency;
Speed range Km/h	2.74~41.85	
	2~30.52	
Rated traction force KN	12	
Rated lifting force KN	4.75	
Number of hydraulic output groups	1 set (optional 2 sets)	
Speed of power output shaft (r/min)	540/760	
Type		



Machine Model

HB404

Engine HP	40	Product Main Features
Nominal engine power KW	29.42	Carter engine, national second big pump direct injection low fuel consumption, strong power, superior performance; not picky about oil products
Engine rated speed r/min	2200	8F+2R (optional 8F+8R shuttle shift), suitable for a variety of operational needs;
Overall dimensions (L*W*H) mm	3600/1500/2100 (To the safety frame)	Sliding shift, shift light, flexible;
Wheelbase (mm)	1835	The main exit gear shift lever is equipped with shuttle shift and independent double-acting clutch
Front wheelbase (factory wheelbase) mm	9600-1100、1200、1300	Clutch, brake pedal, light and comfortable, handbrake braking torque;
Rear wheelbase (factory wheelbase) mm	1100-1300	9 inch double action clutch, large transmission torque, high reliability;
Tire type (front/rear)	7.5-16/11.2-28 6.5-16/11.2-24	The independent double-acting clutch can realize the independent control of agricultural machinery;;
Min Useable Mass kg	1550	Optional cab, anti-tip frame, luxury floor, comfortable operation;
Max counterweight (front/rear) kg	40/60、70	Multi-speed power output, good matching with the machine, can meet a variety of operational requirements;
Number of power take-off shaft spl	6	Double cylinder strong rise strong fall; The three-point suspension tractor can match a variety of farm tools
Min ground clearance mm	320	60L large volume rotoplastic tank, single refueling operation time is long;
Number of gears	8+2 (optional 8+8)	Small turning circle radius, high working efficiency;
Speed range Km/h	2.74~41.85	
	2~30.52	
Rated traction force KN	12	
Rated lifting force KN	4.75	
Number of hydraulic output	1 set (optional 2 sets)	
Speed of power output shaft	540/760	
Type		



Machine Model	HB504	
Engine HP	50	Product Main Features
Nominal engine power KW	36.7	Carter engine, national second big pump direct injection low fuel consumption, strong power, superior performance; not picky about oil products
Engine rated speed r/min	2200	8F+2R (optional 8F+8R shuttle shift), suitable for a variety of operational needs;
Overall dimensions (L*W*H) mm	3600/1500/2300 (To the safety frame)	Sliding shift, shift light, flexible;
Wheelbase (mm)	1835	The main exit gear shift lever is equipped with shuttle shift and independent double-acting clutch
Front wheelbase (factory wheelbase) mm	9600-1100、1200、1300	Clutch, brake pedal, light and comfortable, handbrake braking torque;
Rear wheelbase (factory wheelbase) mm	1100-1300	9 inch double action clutch, large transmission torque, high reliability;
Tire type (front/rear)	7.5-16/11.2-28 6.5-16/11.2-24	The independent double-acting clutch can realize the independent control of agricultural machinery;;
Min Useable Mass kg	1850	Optional cab, anti-tip frame, luxury floor, comfortable operation;
Max counterweight (front/rear) kg	40/60、70	Multi-speed power output, good matching with the machine, can meet a variety of operational
take off shaft splines	6	Double cylinder strong rise strong fall; The three-point suspension tractor can match a variety of farm tools
Min ground clearance mm	320	60L large volume rotoplastic tank, single refueling operation time is long;
Number of gears	8+2 (optional 8+8)	Small turning circle radius, high working efficiency;
Speed range Km/h	2.74~41.85	
	2~30.52	
Rated traction force KN	12	
Rated lifting force KN	4.75	
Number of hydraulic output groups	1 set (optional 2 sets)	
Speed of power output shaft (r/min)	540/760	
Type		



Machine Model	HB604	
Engine HP	60	Product Main Features
Nominal engine power KW	44.1	Carter engine, national second big pump direct injection low fuel consumption, strong power, superior performance; not picky about oil products
Engine rated speed r/min	2200	8F+2R (optional 8F+8R shuttle shift), suitable for a variety of operational needs;
Overall dimensions (L*W*H) mm	3600/1500/2100 (To the safety frame)	Sliding shift, shift light, flexible;
Wheelbase (mm)	1835	The main exit gear shift lever is equipped with shuttle shift and independent double-acting clutch
Front wheelbase (factory wheelbase) mm	9600-1100、1200、1300	Clutch, brake pedal, light and comfortable, handbrake braking torque;
Rear wheelbase (factory wheelbase) mm	1100-1300	9 inch double action clutch, large transmission torque, high reliability;
Tire type (front/rear)	7.5-16/11.2-28 6.5-16/11.2-24	The independent double-acting clutch can realize the independent control of agricultural machinery;;
Min Useable Mass kg	1550	Optional cab, anti-tip frame, luxury floor, comfortable operation;
Max counterweight (front/rear) kg	40/60、70	Multi-speed power output, good matching with the machine, can meet a variety of operational requirements;
take off shaft splines	6	Double cylinder strong rise strong fall; The three-point suspension tractor can match a variety of farm tools
Min ground clearance mm	320	60L large volume rotoplastic tank, single refueling operation time is long;
Number of gears	8+2 (optional 8+8)	Small turning circle radius, high working efficiency;
Speed range Km/h	2.74~41.85	
	2~30.52	
Rated traction force KN	12	
Rated lifting force KN	4.75	
Number of hydraulic output groups	1 set (optional 2 sets)	
Speed of power output shaft (r/min)	540/760	
Type		



Machine Model	HB604	
Engine HP	60	Product Main Features
Nominal engine power KW	44.1	Carter engine, national second big pump direct injection low fuel consumption, strong power, superior performance; not picky about oil products
Engine rated speed r/min	2200	8F+2R (optional 8F+8R shuttle shift), suitable for a variety of operational needs;
Overall dimensions (L*W*H) mm	3600/1500/2300 (To the safety frame)	Sliding shift, shift light, flexible;
Wheelbase (mm)	1835	The main exit gear shift lever is equipped with shuttle shift and independent double-acting clutch
Front wheelbase (factory wheelbase) mm	9600-1100、1200、1300	Clutch, brake pedal, light and comfortable, handbrake braking torque;
Rear wheelbase (factory wheelbase) mm	1100-1300	9 inch double action clutch, large transmission torque, high reliability;
Tire type (front/rear)	7.5-16/11.2-28 6.5-16/11.2-24	The independent double-acting clutch can realize the independent control of agricultural machinery;;
Min Useable Mass kg	1850	Optional cab, anti-tip frame, luxury floor, comfortable operation;
Max counterweight (front/rear) kg	40/60、70	Multi-speed power output, good matching with the machine, can meet a variety of operational requirements;
take off shaft splines	6	Double cylinder strong rise strong fall; The three-point suspension tractor can match a variety of farm tools
Min ground clearance mm	320	60L large volume rotoplastic tank, single refueling operation time is long;
Number of gears	8+2 (optional 8+8)	Small turning circle radius, high working efficiency;
Speed range Km/h	2.74~41.85	
	2~30.52	
Rated traction force KN	12	
Rated lifting force KN	4.75	
Number of hydraulic output groups	1 set (optional 2 sets)	
Speed of power output shaft (r/min)	540/760	
Type		



machine model	HB704	
Engine HP	70	Product Main Features
Nominal engine power KW	51.4	Carter engine, national second big pump direct injection low fuel consumption, strong power, superior performance; not picky about oil products
Engine rated speed r/min	2200	8F+2R (optional 8F+8R shuttle shift), suitable for a variety of operational needs;
Overall dimensions (L*W*H) mm	3600*1500*2300 (To the safety frame)	Sliding shift, shift light, flexible;
Wheelbase (mm)	1880	The main exit gear shift lever is equipped with shuttle shift and independent double-acting clutch
Front wheelbase (factory wheelbase) mm	1100-1300	Clutch, brake pedal, light and comfortable, handbrake braking torque;
Rear wheelbase (factory wheelbase) mm	1100-1300 adjustable	9 inch double action clutch, large transmission torque, high reliability;
Tire type (front/rear)	7.5-16/11.2-28 8.3-20-12.4-28	The independent double-acting clutch can realize the independent control of agricultural machinery;;
Min Useable Mass kg	1800/1850	Optional cab, anti-tip frame, luxury floor, comfortable operation;
Max counterweight (front/rear) kg	40/60	Multi-speed power output, good matching with the machine, can meet a variety of operational requirements;
take off shaft splines	6	Double cylinder strong rise strong fall; The three-point suspension tractor can match a variety of farm tools
Min ground clearance mm	350	60L large volume rotoplastic tank, single refueling operation time is long;
Number of gears	8+2(optional 8+8)	Small turning circle radius, high working efficiency;
Speed range Km/h	2.74~41.85	
	2~30.52	
Rated traction force KN	12	
Rated lifting force KN	4.75	
Number of hydraulic output groups	1 set (optional 2 sets)	
Speed of power output shaft (r/min)	540/760	
Type		



machine model	HB704	
Engine HP	70	Product Main Features
Nominal engine power KW	51.4	Carter engine, national second big pump direct injection low fuel consumption, strong power, superior performance; not picky about oil products
Engine rated speed r/min	2200	8F+2R (optional 8F+8R shuttle shift), suitable for a variety of operational needs;
Overall dimensions (L*W*H) mm	3600*1500*2300 (To the safety frame)	Sliding shift, shift light, flexible;
Wheelbase (mm)	1880	The main exit gear shift lever is equipped with shuttle shift and independent double-acting clutch
Front wheelbase (factory wheelbase) mm	1100-1300	Clutch, brake pedal, light and comfortable, handbrake braking torque;
Rear wheelbase (factory wheelbase) mm	1100-1300 adjustable	9 inch double action clutch, large transmission torque, high reliability;
Tire type (front/rear)	7.5-16/11.2-28 8.3-20-12.4-28	The independent double-acting clutch can realize the independent control of agricultural machinery;;
Min Useable Mass kg	2100/2150	Optional cab, anti-tip frame, luxury floor, comfortable operation;
Max counterweight (front/rear) kg	40/60	Multi-speed power output, good matching with the machine, can meet a variety of operational requirements;
take off shaft splines	6	Double cylinder strong rise strong fall; The three-point suspension tractor can match a variety of farm tools
Min ground clearance mm	350	60L large volume rotoplastic tank, single refueling operation time is long;
Number of gears	8+2(optional 8+8)	Small turning circle radius, high working efficiency;
Speed range Km/h	2.74~41.85	
	2~30.52	
Rated traction force KN	12	
Rated lifting force KN	4.75	
Number of hydraulic output groups	1 set (optional 2 sets)	
Speed of power output shaft (r/min)	540/760	
Type		



machine model	HB804	
Engine HP	80	Product Main Features
Nominal engine power KW	58.8	Carter engine, national second big pump direct injection low fuel consumption, strong power, superior performance; not picky about oil products
Engine rated speed r/min	2200	8F+2R (optional 8F+8R shuttle shift), suitable for a variety of operational needs;
Overall dimensions (L*W*H) mm	3600*1500*2100 (To the safety frame)	Sliding shift, shift light, flexible;
Wheelbase (mm)	1880	The main exit gear shift lever is equipped with shuttle shift and independent double-acting clutch
Front wheelbase (factory wheelbase) mm	1100-1300	Clutch, brake pedal, light and comfortable, handbrake braking torque;
Rear wheelbase (factory wheelbase) mm	1100-1300 adjustable	9 inch double action clutch, large transmission torque, high reliability;
Tire type (front/rear)	7.5-16/11.2-28 8.3-20-12.4-28	The independent double-acting clutch can realize the independent control of agricultural machinery;;
Min Useable Mass kg	1880	Optional cab, anti-tip frame, luxury floor, comfortable operation;
Max counterweight (front/rear) kg	40/60、 70	Multi-speed power output, good matching with the machine, can meet a variety of operational requirements;
take off shaft splines	6	Double cylinder strong rise strong fall; The three-point suspension tractor can match a variety of farm
Min ground clearance mm	350	60L large volume rotoplastic tank, single refueling operation time is long;
Number of gears	8+2(optional 8+8)	Small turning circle radius, high working efficiency;
Speed range Km/h	2.74~41.85	
	2~30.52	
Rated traction force	12	
Rated lifting force KN	4.75	
Number of hydraulic output groups	1 set (optional 2 sets)	
Speed of power output shaft (r/min)	540/760	
Type		



machine model	HB804	
Engine HP	80	Product Main Features
Nominal engine power KW	58.8	Carter engine, national second big pump direct injection low fuel consumption, strong power, superior performance; not picky about oil products
Engine rated speed r/min	2200	8F+2R (optional 8F+8R shuttle shift), suitable for a variety of operational needs;
Overall dimensions (L*W*H) mm	3600*1500*2300 (To the safety frame)	Sliding shift, shift light, flexible;
Wheelbase (mm)	1880	The main exit gear shift lever is equipped with shuttle shift and independent double-acting clutch
Front wheelbase (factory wheelbase) mm	1100-1300	Clutch, brake pedal, light and comfortable, handbrake braking torque;
Rear wheelbase (factory wheelbase) mm	1100-1300 adjustable	9 inch double action clutch, large transmission torque, high reliability;
Tire type (front/rear)	7.5-16/11.2-28 8.3-20-12.4-28	The independent double-acting clutch can realize the independent control of agricultural machinery;
Min Useable Mass kg	2180	Optional cab, anti-tip frame, luxury floor, comfortable operation;
Max counterweight (front/rear) kg	40/60、 70	Multi-speed power output, good matching with the machine, can meet a variety of operational requirements;
take off shaft splines	6	Double cylinder strong rise strong fall; The three-point suspension tractor can match a variety of farm tools
Min ground clearance mm	350	60L large volume rotoplastic tank, single refueling operation time is long;
Number of gears	8+2(optional 8+8)	Small turning circle radius, high working efficiency;
Speed range Km/h	2.74~41.85	
	2~30.52	
Rated traction force KN	12	
Rated lifting force KN	4.75	
Number of hydraulic output groups	1 set (optional 2 sets)	
Speed of power output shaft (r/min)	540/760	
Type		



Machine model	HB-704N	
Engine HP	70	Product Main Features
Nominal engine power KW	51.4	Carter engine, national second big pump direct injection low fuel consumption, strong power, superior performance; not picky about oil products
Engine rated speed r/min	2200	8F+2R (optional 8F+8R shuttle shift), suitable for a variety of operational needs;
Overall dimensions (L*W*H) mm	3850×1600×2500 (To the safety	Sliding shift, shift light, flexible;
Wheelbase (mm)	1950	The main exit gear shift lever is equipped with shuttle shift and independent double-acting clutch
Front wheelbase (factory wheelbase) mm	1200-1490	Clutch, brake pedal, light and comfortable, handbrake braking torque;
Rear wheelbase (factory wheelbase)	1200-1490	9 inch double action clutch, large transmission torque, high reliability;
Tire type (front/rear)	8.3-24/11-32 8.3-20/12.4-28	The independent double-acting clutch can realize the independent control of agricultural machinery;;
Min Useable Mass kg	2100-2150	Optional cab, anti-tip frame, luxury floor, comfortable operation;
Max counterweight (front/rear) kg	60/120	Multi-speed power output, good matching with the machine, can meet a variety of operational requirements;
take off shaft splines	6	Double cylinder strong rise strong fall; The three-point suspension tractor can match a variety of farm tools
Min ground clearance mm	390	60L large volume rotoplastic tank, single refueling operation time is long;
Number of gears	8+2(optional 8+8)	Small turning circle radius, high working efficiency;
Speed range Km/h	2.74~41.85	
	2~30.52	
Rated traction force	16.4	
Rated lifting force KN	12	
Number of hydraulic output groups	1 set (optional 2 sets)	
Speed of power output shaft (r/min)	540/760	
Type		



Machine model	HB-704N	
Engine HP	70	Product Main Features
Nominal engine power KW	51.4	Carter engine, national second big pump direct injection low fuel consumption, strong power, superior performance; not picky about oil products
Engine rated speed r/min	2200	8F+2R (optional 8F+8R shuttle shift), suitable for a variety of operational needs;
Overall dimensions (L*W*H) mm	3850×1600×2510 (To the safety frame)	Sliding shift, shift light, flexible;
Wheelbase (mm)	1950	The main exit gear shift lever is equipped with shuttle shift and independent double-acting clutch
Front wheelbase (factory wheelbase) mm	1200-1490	Clutch, brake pedal, light and comfortable, handbrake braking torque;
Rear wheelbase (factory wheelbase) mm	1200-1490	9 inch double action clutch, large transmission torque, high reliability;
Tire type (front/rear)	8.3-24/11-32 8.3-20/12.4-28	The independent double-acting clutch can realize the independent control of agricultural machinery::
Min Useable Mass kg	2400/2450	Optional cab, anti-tip frame, luxury floor, comfortable operation;
Max counterweight (front/rear) kg	60/120	Multi-speed power output, good matching with the machine, can meet a variety of operational requirements:
take off shaft splines	6	Double cylinder strong rise strong fall; The three-point suspension tractor can match a variety of farm tools
Min ground clearance mm	390	60L large volume rotoplastic tank, single refueling operation time is long;
Number of gears	8+2(optional 8+8)	Small turning circle radius, high working efficiency;
Speed range Km/h	2.74~41.85	
	2~30.52	
Rated traction force KN	16.4	
Rated lifting force KN	12	
Number of hydraulic output groups	1 set (optional 2 sets)	
Speed of power output shaft (r/min)	540/760	
Type		



Machine model	HB-804N	
Engine HP	80	Product Main Features
Nominal engine power KW	58.8	Carter engine, national second big pump direct injection low fuel consumption, strong power, superior performance; not picky about oil products
Engine rated speed r/min	2200	8F+2R (optional 8F+8R shuttle shift), suitable for a variety of operational needs;
Overall dimensions (L*W*H) mm	3850×1600×2500 (To the safety frame)	Sliding shift, shift light, flexible;
Wheelbase (mm)	1950	The main exit gear shift lever is equipped with shuttle shift and independent double-acting clutch
Front wheelbase (factory wheelbase) mm	1200-1490	Clutch, brake pedal, light and comfortable, handbrake braking torque;
Rear wheelbase (factory wheelbase) mm	1200-1490	9 inch double action clutch, large transmission torque, high reliability;
Tire type (front/rear)	8.3-24/11-32 8.3-20/12.4-28	The independent double-acting clutch can realize the independent control of agricultural machinery;;
Min Useable Mass kg	2200	Optional cab, anti-tip frame, luxury floor, comfortable operation;
Max counterweight (front/rear) kg	60/120	Multi-speed power output, good matching with the machine, can meet a variety of operational requirements;
take off shaft splines	6	Double cylinder strong rise strong fall; The three-point suspension tractor can match a variety of farm tools
Min ground clearance mm	390	60L large volume rotoplastic tank, single refueling operation time is long;
Number of gears	8+2(可选8+8)	Small turning circle radius, high working efficiency;
Speed range Km/h	2.74 ~ 41.85	
	2 ~ 30.52	
Rated traction force KN	16.4	
Rated lifting force KN	12	
Number of hydraulic output groups	1 set (optional 2 sets)	
Speed of power output shaft (r/min)	540/760	
Type		



Machine model	HB-804N	
Engine HP	80	Product Main Features
Nominal engine power KW	58.8	Carter engine, national second big pump direct injection low fuel consumption, strong power, superior performance; not picky about oil products
Engine rated speed r/min	2200	8F+2R (optional 8F+8R shuttle shift), suitable for a variety of operational needs;
Overall dimensions (L*W*H) mm	3850×1600×2510 (To the safety frame)	Sliding shift, shift light, flexible;
Wheelbase (mm)	1950	The main exit gear shift lever is equipped with shuttle shift and independent double-acting clutch
Front wheelbase (factory wheelbase) mm	1200-1490	Clutch, brake pedal, light and comfortable, handbrake braking torque;
Rear wheelbase (factory wheelbase) mm	1200-1490	9 inch double action clutch, large transmission torque, high reliability;
Tire type (front/rear)	8.3-24/11-32 8.3-20/12.4-28	The independent double-acting clutch can realize the independent control of agricultural machinery;;
Min Useable Mass kg	2500	Optional cab, anti-tip frame, luxury floor, comfortable operation;
Max counterweight (front/rear) kg	60/120	Multi-speed power output, good matching with the machine, can meet a variety of operational requirements;
take off shaft splines	6	Double cylinder strong rise strong fall; The three-point suspension tractor can match a variety of farm tools
Min ground clearance mm	390	60L large volume rotoplastic tank, single refueling operation time is long;
Number of gears	8+2O(ptional 8+8)	Small turning circle radius, high working efficiency;
Speed range Km/h	2.74 ~ 41.85	
	2 ~ 30.52	
Rated traction force KN	16.4	
Rated lifting force KN	12	
Number of hydraulic output groups	1 set (optional 2 sets)	
Speed of power output shaft (r/min)	540/760	
Type		



Machine model	HB-904N	
Engine HP	90	Product Main Features
Nominal engine power KW	66	Carter engine, national second big pump direct injection low fuel consumption, strong power, superior performance; not picky about oil products
Engine rated speed r/min	2200	8F+2R (optional 8F+8R shuttle shift), suitable for a variety of operational needs;
Overall dimensions (L*W*H) mm	3850×1600×2500 (To the safety	Sliding shift, shift light, flexible;
Wheelbase (mm)	1880	The main exit gear shift lever is equipped with shuttle shift and independent double-acting clutch
Front wheelbase (factory wheelbase) mm	1100-1300	Clutch, brake pedal, light and comfortable, handbrake braking torque;
Rear wheelbase (factory wheelbase) mm	1100-1300 adjustable	9 inch double action clutch, large transmission torque, high reliability;
Tire type (front/rear)	8.3-24/11-32 8.3-20/12.4-28	The independent double-acting clutch can realize the independent control of agricultural machinery;;
Min Useable Mass kg	2200/2300	Optional cab, anti-tip frame, luxury floor, comfortable operation;
Max counterweight (front/rear) kg	40/60、 70	Multi-speed power output, good matching with the machine, can meet a variety of operational requirements;
take off shaft splines	6	Double cylinder strong rise strong fall; The three-point suspension tractor can match a variety of farm tools
Min ground clearance mm	350	60L large volume rotoplastic tank, single refueling operation time is long;
Number of gears	12+12	Small turning circle radius, high working efficiency;
Speed range Km/h	2.74~41.85	
	2~30.52	
Rated traction force KN	16.4	
Rated lifting force KN	12	
Number of hydraulic output groups	1 set (optional 2 sets)	
Speed of power output shaft (r/min)	540/760	
Type		



Machine model	HB-904N	
Engine HP	90	Product Main Features
Nominal engine power KW	66	Carter engine, national second big pump direct injection low fuel consumption, strong power, superior performance; not picky about oil products
Engine rated speed r/min	2200	8F+2R (optional 8F+8R shuttle shift), suitable for a variety of operational needs;
Overall dimensions (L*W*H) mm	3850×1600×2510 (To the safety	Sliding shift, shift light, flexible;
Wheelbase (mm)	1880	The main exit gear shift lever is equipped with shuttle shift and independent double-acting clutch
Front wheelbase (factory wheelbase) mm	1100-1300	Clutch, brake pedal, light and comfortable, handbrake braking torque;
Rear wheelbase (factory wheelbase) mm	1100-1300 adjustable	9 inch double action clutch, large transmission torque, high reliability;
Tire type (front/rear)	8.3-24/11-32 8.3-20/12.4-28	The independent double-acting clutch can realize the independent control of agricultural machinery;
Min Useable Mass kg	2500/2600	Optional cab, anti-tip frame, luxury floor, comfortable operation;
Max counterweight (front/rear) kg	40/60、 70	Multi-speed power output, good matching with the machine, can meet a variety of operational requirements;
take off shaft splines	6	Double cylinder strong rise strong fall; The three-point suspension tractor can match a variety of farm
Min ground clearance mm	350	60L large volume rotoplastic tank, single refueling operation time is long;
Number of gears	12+12	Small turning circle radius, high working
Speed range Km/h	2.74~41.85	
	2~30.52	
Rated traction force KN	16.4	
Rated lifting force KN	12	
Number of hydraulic output groups	1 set (optional 2 sets)	
Speed of power output	540/760	
Type		



Machine model	HB-904B	
Engine HP	90	Product Main Features
Nominal engine power KW	66	Carter engine, the country's second largest pump direct injection low fuel consumption, strong power, superior performance; Simple maintenance without oil;
Engine rated speed r/min	2200	12+12 shuttle shift, suitable for a variety of job requirements
Overall dimensions (L*W*H) mm	3950×1780×2700 (To the safety frame)	Gear shifting, gear shifting light, flexible;
Wheelbase (mm)	2040	The main gear shift lever is equipped with shuttle shift and independent double-acting clutch;
Front wheelbase (factory wheelbase) mm	1300-1500	Clutch, brake pedal, light and comfortable, handbrake braking torque;
Rear wheelbase (factory wheelbase) mm	1300-1500 adjustable	11 "double action clutch, large transfer torque, high reliability;
Tire type (front/rear)	9.5-24/14.9-30 8.3-24/11-32	The independent double-acting clutch can realize the independent control of agricultural machinery;
Min Useable Mass kg	3200	Optional cab, anti-tip frame, luxury floor, comfortable operation
Max counterweight (front/rear) kg	80/120	Multi-speed power output, good matching with the machine, can meet a variety of operational requirements;
take off shaft splines	8	Double cylinder strong rise strong fall; The three-point suspension tractor can match a variety of farm tools
Min ground clearance mm	390	120L large volume rotoplastic tank, single refueling operation time is long;
Number of gears	12+12	Small turning circle radius, high working efficiency;
Speed range Km/h	2.74~41.85	
	2~30.52	
Rated traction force KN	21	
Rated lifting force KN	15	
Number of hydraulic output groups	3 sets (optional 2 or 1 sets)	
Speed of power output shaft (r/min)	540/720	
Type		



Machine model	HB-904B	
Engine HP	90	Product Main Features
Nominal engine power KW	66	Carter engine, the country's second largest pump direct injection low fuel consumption, strong power, superior performance; Simple maintenance without oil;
Engine rated speed r/min	2200	12+12 shuttle shift, suitable for a variety of job requirements
Overall dimensions (L*W*H) mm	3950×1780×2710 (To the safety frame)	Gear shifting, gear shifting light, flexible;
Wheelbase (mm)	2040	The main gear shift lever is equipped with shuttle shift and independent double-acting clutch;
Front wheelbase (factory wheelbase) mm	1300-1500	Clutch, brake pedal, light and comfortable, handbrake braking torque;
Rear wheelbase (factory wheelbase) mm	1300-1500 adjustable	11 "double action clutch, large transfer torque, high reliability;
Tire type (front/rear)	9.5-24/14.9-30 8.3-24/11-32	The independent double-acting clutch can realize the independent control of agricultural machinery;
Min Useable Mass kg	3500	Optional cab, anti-tip frame, luxury floor, comfortable operation
Max counterweight (front/rear) kg	80/120	Multi-speed power output, good matching with the machine, can meet a variety of operational requirements;
take off shaft splines	8	Double cylinder strong rise strong fall; The three-point suspension tractor can match a variety of farm tools
Min ground clearance mm	390	120L large volume rotoplastic tank, single refueling operation time is long;
Number of gears	12+12	Small turning circle radius, high working efficiency;
Speed range Km/h	2.74~41.85	
	2~30.52	
Rated traction force KN	21	
Rated lifting force KN	15	
Number of hydraulic output groups	3 sets (optional 2 or 1 sets)	
Speed of power output shaft (r/min)	540/720	
Type		



Machine model	HB-1004B	
Engine HP	100	Product Main Features
Nominal engine power KW	73.5	Carter engine, the country's second largest pump direct injection low fuel consumption, strong power, superior performance; Simple maintenance without oil;
Engine rated speed r/min	2200	12+12 shuttle shift, suitable for a variety of job requirements
Overall dimensions (L*W*H) mm	3950×1780×2700 (To the safety frame)	Gear shifting, gear shifting light, flexible;
Wheelbase (mm)	2040	The main gear shift lever is equipped with shuttle shift and independent double-acting clutch;
Front wheelbase (factory wheelbase) mm	1300-1500	Clutch, brake pedal, light and comfortable, handbrake braking torque;
Rear wheelbase (factory wheelbase) mm	1300-1500 adjustable	11 "double action clutch, large transfer torque, high reliability;
Tire type (front/rear)	9.5-24/14.9-30 8.3-24/11-32	The independent double-acting clutch can realize the independent control of agricultural machinery;
Min Useable Mass kg	3250	Optional cab, anti-tip frame, luxury floor, comfortable operation
Max counterweight (front/rear) kg	80/120	Multi-speed power output, good matching with the machine, can meet a variety of operational requirements;
take off shaft splines	8	Double cylinder strong rise strong fall; The three-point suspension tractor can match a variety of farm tools
Min ground clearance mm	390	120L large volume rotoplastic tank, single refueling operation time is long;
Number of gears	12+12	Small turning circle radius, high working efficiency;
Speed range Km/h	2.74~41.85	
	2~30.52	
Rated traction force KN	21	
Rated lifting force KN	15	
Number of hydraulic output groups	3 sets (optional 2 or 1 sets)	
Speed of power output shaft (r/min)	540/720	
Type		



Machine model	HB-1004B	
Engine HP	100	Product Main Features
Nominal engine power KW	73.5	Carter engine, the country's second largest pump direct injection low fuel consumption, strong power, superior performance; Simple maintenance without oil;
Engine rated speed r/min	2200	12+12 shuttle shift, suitable for a variety of job requirements
Overall dimensions (L*W*H) mm	3950×1780×2710 (To the safety frame)	Gear shifting, gear shifting light, flexible;
Wheelbase (mm)	2040	The main gear shift lever is equipped with shuttle shift and independent double-acting clutch;
Front wheelbase (factory wheelbase) mm	1300-1500	Clutch, brake pedal, light and comfortable, handbrake braking torque;
Rear wheelbase (factory wheelbase) mm	1300-1500 adjustable	11 "double action clutch, large transfer torque, high reliability;
Tire type (front/rear)	9.5-24/14.9-30 8.3-24/11-32	The independent double-acting clutch can realize the independent control of agricultural machinery;
Min Useable Mass kg	3550	Optional cab, anti-tip frame, luxury floor, comfortable operation
Max counterweight (front/rear) kg	80/120	Multi-speed power output, good matching with the machine, can meet a variety of operational requirements;
take off shaft splines	8	Double cylinder strong rise strong fall; The three-point suspension tractor can match a variety of farm tools
Min ground clearance mm	390	120L large volume rotoplastic tank, single refueling operation time is long;
Number of gears	12+12	Small turning circle radius, high working efficiency;
Speed range Km/h	2.74~41.85	
	2~30.52	
Rated traction force KN	21	
Rated lifting force KN	15	
Number of hydraulic output groups	3 sets (optional 2 or 1 sets)	
Speed of power output shaft (r/min)	540/720	
Type		



Machine model	HB-1204B	
Engine HP	120	Product Main Features
Nominal engine power KW	88.2	Carter engine, the country's second largest pump direct injection low fuel consumption, strong power, superior performance; Simple maintenance without oil;
Engine rated speed r/min	2200	12+12 shuttle shift, suitable for a variety of job requirements
Overall dimensions (L*W*H) mm	3950×1780×2700 (To the safety frame)	Gear shifting, gear shifting light, flexible;
Wheelbase (mm)	2040	The main gear shift lever is equipped with shuttle shift and independent double-acting clutch;
Front wheelbase (factory wheelbase) mm	1300-1500	Clutch, brake pedal, light and comfortable, handbrake braking torque;
Rear wheelbase (factory wheelbase) mm	1300-1500 adjustable	11 "double action clutch, large transfer torque, high reliability;
Tire type (front/rear)	9.5-24/14.9-30 8.3-24/11-32	The independent double-acting clutch can realize the independent control of agricultural machinery;
Min Useable Mass kg	3300	Optional cab, anti-tip frame, luxury floor, comfortable operation
Max counterweight (front/rear) kg	80/120	Multi-speed power output, good matching with the machine, can meet a variety of operational requirements;
take off shaft splines	8	Double cylinder strong rise strong fall; The three-point suspension tractor can match a variety of farm tools
Min ground clearance mm	390	120L large volume rotoplastic tank, single refueling operation time is long;
Number of gears	12+12	Small turning circle radius, high working efficiency;
Speed range Km/h	2.74~41.85	
	2~30.52	
Rated traction force KN	21	
Rated lifting force KN	15	
Number of hydraulic output groups	3 sets (optional 2 or 1 sets)	
Speed of power output shaft (r/min)	540/720	
Type		



Machine model	HB-1204B	
Engine HP	120	Product Main Features
Nominal engine power KW	88.2	Carter engine, the country's second largest pump direct injection low fuel consumption, strong power, superior performance; Simple maintenance without oil;
Engine rated speed r/min	2200	12+12 shuttle shift, suitable for a variety of job requirements
Overall dimensions (L*W*H) mm	3950×1780×2710 (To the safety frame)	Gear shifting, gear shifting light, flexible;
Wheelbase (mm)	2040	The main gear shift lever is equipped with shuttle shift and independent double-acting clutch;
Front wheelbase (factory wheelbase) mm	1300-1500	Clutch, brake pedal, light and comfortable, handbrake braking torque;
Rear wheelbase (factory wheelbase) mm	1300-1500 adjustable	11 "double action clutch, large transfer torque, high reliability;
Tire type (front/rear)	9.5-24/14.9-30 8.3-24/11-32	The independent double-acting clutch can realize the independent control of agricultural machinery;
Min Useable Mass kg	3600	Optional cab, anti-tip frame, luxury floor, comfortable operation
Max counterweight (front/rear) kg	80/120	Multi-speed power output, good matching with the machine, can meet a variety of operational requirements;
take off shaft splines	8	Double cylinder strong rise strong fall; The three-point suspension tractor can match a variety of farm tools
Min ground clearance mm	390	120L large volume rotoplastic tank, single refueling operation time is long;
Number of gears	12+12	Small turning circle radius, high working efficiency;
Speed range Km/h	2.74~41.85	
	2~30.52	
Rated traction force KN	21	
Rated lifting force KN	15	
Number of hydraulic output groups	3 sets (optional 2 or 1 sets)	
Speed of power output shaft (r/min)	540/720	
Type		



Machine model	HB-1304B	
Engine HP	130	Product Main Features
Nominal engine power KW	95.5	Carter engine, the country's second largest pump direct injection low fuel consumption, strong power, superior performance; Simple maintenance without oil;
Engine rated speed r/min	2200	12+12 shuttle shift, suitable for a variety of job requirements
Overall dimensions (L*W*H) mm	3950×1780×2700 (To the safety frame)	Gear shifting, gear shifting light, flexible;
Wheelbase (mm)	2040	The main gear shift lever is equipped with shuttle shift and independent double-acting clutch;
Front wheelbase (factory wheelbase) mm	1300-1500	Clutch, brake pedal, light and comfortable, handbrake braking torque;
Rear wheelbase (factory wheelbase) mm	1300-1500 adjustable	11 "double action clutch, large transfer torque, high reliability;
Tire type (front/rear)	9.5-24/14.9-30 8.3-24/11-32	The independent double-acting clutch can realize the independent control of agricultural machinery;
Min Useable Mass kg	3300	Optional cab, anti-tip frame, luxury floor, comfortable operation
Max counterweight (front/rear) kg	80/120	Multi-speed power output, good matching with the machine, can meet a variety of operational requirements;
take off shaft splines	8	Double cylinder strong rise strong fall; The three-point suspension tractor can match a variety of farm tools
Min ground clearance mm	390	120L large volume rotoplastic tank, single refueling operation time is long;
Number of gears	12+12	Small turning circle radius, high working efficiency;
Speed range Km/h	2.74~41.85	
	2~30.52	
Rated traction force KN	21	
Rated lifting force KN	15	
Number of hydraulic output groups	3 sets (optional 2 or 1 sets)	
Speed of power output shaft (r/min)	540/720	
Type		



Machine model	HB-1304B	
Engine HP	130	Product Main Features
Nominal engine power KW	95.5	Carter engine, the country's second largest pump direct injection low fuel consumption, strong power, superior performance; Simple maintenance without oil;
Engine rated speed r/min	2200	12+12 shuttle shift, suitable for a variety of job requirements
Overall dimensions (L*W*H) mm	3950×1780×2710 (To the safety	Gear shifting, gear shifting light, flexible;
Wheelbase (mm)	2040	The main gear shift lever is equipped with shuttle shift and independent double-acting clutch;
Front wheelbase (factory wheelbase) mm	1300-1500	Clutch, brake pedal, light and comfortable, handbrake braking torque;
Rear wheelbase (factory wheelbase) mm	1300-1500 adjustable	11 "double action clutch, large transfer torque, high reliability;
Tire type (front/rear)	9.5-24/14.9-30 8.3-24/11-32	The independent double-acting clutch can realize the independent control of agricultural machinery;
Min Useable Mass kg	3600	Optional cab, anti-tip frame, luxury floor, comfortable operation
Max counterweight (front/rear) kg	80/120	Multi-speed power output, good matching with the machine, can meet a variety of operational requirements;
take off shaft splines	8	Double cylinder strong rise strong fall; The three-point suspension tractor can match a variety of farm tools
Min ground clearance mm	390	120L large volume rotoplastic tank, single refueling operation time is long;
Number of gears	12+12	Small turning circle radius, high working efficiency;
Speed range Km/h	2.74~41.85	
	2~30.52	
Rated traction force KN	21	
Rated lifting force KN	15	
Number of hydraulic output groups	3 sets (optional 2 or 1 sets)	
Speed of power output shaft (r/min)	540/720	



Machine model	HB-1304D	
Engine HP	130	Product Main Features
Nominal engine power KW	95.5	Carter engine, the country's second largest pump direct injection low fuel consumption, strong power, superior performance; Simple maintenance without oil;
Engine rated speed r/min	2200	12+12 shuttle shift, suitable for a variety of job requirements
Overall dimensions (L*W*H) mm	4600×2100×3000 (To the safety frame)	Gear shifting, gear shifting light, flexible;
Wheelbase (mm)	2550	The main gear shift lever is equipped with shuttle shift and independent double-acting clutch;
Front wheelbase (factory wheelbase) mm	1600-1800	Clutch, brake pedal, light and comfortable, handbrake braking torque;
Rear wheelbase (factory wheelbase) mm	1600-1800	11 "double action clutch, large transfer torque, high reliability;
Tire type (front/rear)	12.4-24/16.9-34	The independent double-acting clutch can realize the independent control of agricultural machinery;
Min Useable Mass kg	4500	Optional cab, anti-tip frame, luxury floor, comfortable operation
Max counterweight (front/rear) kg	300/400	Multi-speed power output, good matching with the machine, can meet a variety of operational requirements;
take off shaft splines	8	Double cylinder strong rise strong fall; The three-point suspension tractor can match a variety of farm tools
Min ground clearance mm	405	120L large volume rotoplastic tank, single refueling operation time is long;
Number of gears	16+8	Small turning circle radius, high working efficiency;
Speed range Km/h	2.74~41.85	
	2~30.52	
Rated traction force KN	80	
Rated lifting force KN	32	
Number of hydraulic output groups	2 sets (optional 3 sets)	
Speed of power output shaft (r/min)	760/1000	



Machine model	HB-1404D	
Engine HP	140	Product Main Features
Nominal engine power KW	102	Carter engine, the country's second largest pump direct injection low fuel consumption, strong power, superior performance; Simple maintenance without oil;
Engine rated speed r/min	2200	12+12 shuttle shift, suitable for a variety of job requirements
Overall dimensions (L*W*H) mm	4600×2100×3000 (outside the safety frame)	Gear shifting, gear shifting light, flexible;
Wheelbase (mm)	2550	The main gear shift lever is equipped with shuttle shift and independent double-acting clutch;
Front wheelbase (factory wheelbase) mm	1600-1800	Clutch, brake pedal, light and comfortable, handbrake braking torque;
Rear wheelbase (factory wheelbase) mm	1600-1800	11 "double action clutch, large transfer torque, high reliability;
Tire type (front/rear)	12.4-24/16.9-34	The independent double-acting clutch can realize the independent control of agricultural machinery;
Min Useable Mass kg	4600	Optional cab, anti-tip frame, luxury floor, comfortable operation
Max counterweight (front/rear) kg	300/400	Multi-speed power output, good matching with the machine, can meet a variety of operational requirements;
take off shaft splines	8	Double cylinder strong rise strong fall; The three-point suspension tractor can match a variety of farm tools
Min ground clearance mm	405	120L large volume rotoplastic tank, single refueling operation time is long;
Number of gears	16+8	Small turning circle radius, high working efficiency;
Speed range Km/h	2.74~41.85	
	2~30.52	
Rated traction force KN	80	
Rated lifting force KN	32	
Number of hydraulic output groups	2 sets (optional 3 sets)	
Speed of power output shaft (r/min)	760/1000	
Type		



Machine model	HB-1504D	
Engine HP	150	Product Main Features
Nominal engine power KW	110	Carter engine, the country's second largest pump direct injection low fuel consumption, strong power, superior performance; Simple maintenance without oil;
Engine rated speed r/min	2200	12+12 shuttle shift, suitable for a variety of job requirements
Overall dimensions (L*W*H) mm	4600×2100×3000 (To the safety frame)	Gear shifting, gear shifting light, flexible;
Wheelbase (mm)	2550	The main gear shift lever is equipped with shuttle shift and independent double-acting clutch;
Front wheelbase (factory wheelbase) mm	1600-1800	Clutch, brake pedal, light and comfortable, handbrake braking torque;
Rear wheelbase (factory wheelbase) mm	1600-1800	11 "double action clutch, large transfer torque, high reliability;
Tire type (front/rear)	12.4-24/16.9-34	The independent double-acting clutch can realize the independent control of agricultural machinery;
Min Useable Mass kg	4700	Optional cab, anti-tip frame, luxury floor, comfortable operation
Max counterweight (front/rear) kg	300/400	Multi-speed power output, good matching with the machine, can meet a variety of operational requirements;
take off shaft splines	8	Double cylinder strong rise strong fall; The three-point suspension tractor can match a variety of farm tools
Min ground clearance mm	405	120L large volume rotoplastic tank, single refueling operation time is long;
Number of gears	16+8	Small turning circle radius, high working efficiency;
Speed range Km/h	2.74~41.85	
	2~30.52	
Rated traction force KN	80	
Rated lifting force KN	32	
Number of hydraulic output groups	2 sets (optional 3 sets)	
Speed of power output shaft (r/min)	760/1000	
Type		



Machine model	HB-1604D	
Engine HP	160	Product Main Features
Nominal engine power KW	117.7	Carter engine, the country's second largest pump direct injection low fuel consumption, strong power, superior performance; Simple maintenance without oil;
Engine rated speed r/min	2200	12+12 shuttle shift, suitable for a variety of job requirements
Overall dimensions (L*W*H) mm	4700×2200×3000 (To the safety frame)	Gear shifting, gear shifting light, flexible;
Wheelbase (mm)	2550	The main gear shift lever is equipped with shuttle shift and independent double-acting clutch;
Front wheelbase (factory wheelbase) mm	1600-1800	Clutch, brake pedal, light and comfortable, handbrake braking torque;
Rear wheelbase (factory wheelbase) mm	1600-1800	11 "double action clutch, large transfer torque, high reliability;
Tire type (front/rear)	12.4-24/16.9-34	The independent double-acting clutch can realize the independent control of agricultural machinery;
Min Useable Mass kg	5000	Optional cab, anti-tip frame, luxury floor, comfortable operation
Max counterweight (front/rear) kg	300/400	Multi-speed power output, good matching with the machine, can meet a variety of operational requirements;
take off shaft splines	8	Double cylinder strong rise strong fall; The three-point suspension tractor can match a variety of farm tools
Min ground clearance mm	405	120L large volume rotoplastic tank, single refueling operation time is long;
Number of gears	16+8	Small turning circle radius, high working efficiency;
Speed range Km/h	2.74~41.85	
	2~30.52	
Rated traction force KN	80	
Rated lifting force KN	32	
Number of hydraulic output groups	2 sets (optional 3 sets)	
Speed of power output shaft (r/min)	760/1000	
Type		



Machine model	HB-1804F	
Engine HP	180	Product Main Features
Nominal engine power KW	132	Carter engine, the country's second largest pump direct injection low fuel consumption, strong power, superior performance; Simple maintenance without
Engine rated speed r/min	2200	12+12 shuttle shift, suitable for a variety of job requirements
Overall dimensions (L*W*H) mm	5050×2350×3200 (To the safety	Gear shifting, gear shifting light, flexible;
Wheelbase (mm)	2550	The main gear shift lever is equipped with shuttle shift and independent double-acting clutch;
Front wheelbase (factory wheelbase) mm	1700-2200	Clutch, brake pedal, light and comfortable, handbrake braking torque;
Rear wheelbase (factory wheelbase) mm	1700-2200	11 "double action clutch, large transfer torque, high reliability;
Tire type (front/rear)	14.9-24/18.4-34 14.9-26/18.4-38	The independent double-acting clutch can realize the independent control of agricultural machinery;
Min Useable Mass kg	6000	Optional cab, anti-tip frame, luxury floor, comfortable operation
Max counterweight (front/rear) kg	300/400	Multi-speed power output, good matching with the machine, can meet a variety of operational requirements;
take off shaft splines	8	Double cylinder strong rise strong fall; The three-point suspension tractor can match a variety of farm tools
Min ground clearance mm	470	120L large volume rotoplastic tank, single refueling operation time is long;
Number of gears	16+8	Small turning circle radius, high working efficiency;
Speed range Km/h	2.74~41.85	
	2~30.52	
Rated traction force KN	80	
Rated lifting force KN	32	
Number of hydraulic output groups	2 sets (optional 3 sets)	
Speed of power output shaft (r/min)	760/1000 可选 760/850	
Type		



Machine model	HB-2004	
Engine HP	200	Product Main Features
Nominal engine power KW	147	Carter engine, the country's second largest pump direct injection low fuel consumption, strong power, superior performance; Simple maintenance without oil;
Engine rated speed r/min	2200	12+12 shuttle shift, suitable for a variety of job requirements
Overall dimensions (L*W*H) mm	5050×2350×3200 (To the safety frame)	Gear shifting, gear shifting light, flexible;
Wheelbase (mm)	2750	The main gear shift lever is equipped with shuttle shift and independent double-acting clutch;
Front wheelbase (factory wheelbase) mm	1700-2200	Clutch, brake pedal, light and comfortable, handbrake braking torque;
Rear wheelbase (factory wheelbase) mm	1700-2200	11 "double action clutch, large transfer torque, high reliability;
Tire type (front/rear)	14.9-24/18.4-34 14.9-26/18.4-38	The independent double-acting clutch can realize the independent control of agricultural machinery;
Min Useable Mass kg	6500	Optional cab, anti-tip frame, luxury floor, comfortable operation
Max counterweight (front/rear) kg	300/400	Multi-speed power output, good matching with the machine, can meet a variety of operational requirements;
take off shaft splines	8	Double cylinder strong rise strong fall; The three-point suspension tractor can match a variety of farm tools
Min ground clearance mm	540	200L large volume rotoplastic tank, single refueling operation time is long;
Number of gears	16+8	Small turning circle radius, high working efficiency;
Speed range Km/h	2.74~41.85	
	2~30.52	
Rated traction force KN	80	
Rated lifting force KN	32	
Number of hydraulic output groups	3 Set	
Speed of power output shaft (r/min)	760/1000 Optional 760/850	
Type		



Machine model	HB-2104	
Engine HP	210	Product Main Features
Nominal engine power KW	147	Carter engine, the country's second largest pump direct injection low fuel consumption, strong power, superior performance; Simple maintenance without oil;
Engine rated speed r/min	2200	12+12 shuttle shift, suitable for a variety of job requirements
Overall dimensions (L*W*H) mm	5050×2350×3200 (To the safety frame)	Gear shifting, gear shifting light, flexible;
Wheelbase (mm)	2750	The main gear shift lever is equipped with shuttle shift and independent double-acting clutch;
Front wheelbase (factory wheelbase) mm	1700-2200	Clutch, brake pedal, light and comfortable, handbrake braking torque;
Rear wheelbase (factory wheelbase) mm	1700-2200	11 "double action clutch, large transfer torque, high reliability;
Tire type (front/rear)	14.9-24/18.4-34 14.9-26/18.4-38	The independent double-acting clutch can realize the independent control of agricultural machinery;
Min Useable Mass kg	6600	Optional cab, anti-tip frame, luxury floor, comfortable operation
Max counterweight (front/rear) kg	300/400	Multi-speed power output, good matching with the machine, can meet a variety of operational requirements;
take off shaft splines	8	Double cylinder strong rise strong fall; The three-point suspension tractor can match a variety of farm tools
Min ground clearance mm	540	200L large volume rotoplastic tank, single refueling operation time is long;
Number of gears	16+8	Small turning circle radius, high working efficiency;
Speed range Km/h	2.74~41.85	
	2~30.52	
Rated traction force KN	80	
Rated lifting force KN	32	
Number of hydraulic output groups	3组	
Speed of power output shaft (r/min)	760/1000 Optional 760/850	
Type		



Machine model	HB-2204	
Engine HP	220	Product Main Features
Nominal engine power KW	162	Carter engine, the country's second largest pump direct injection low fuel consumption, strong power, superior performance; Simple maintenance without oil;
Engine rated speed r/min	2200	12+12 shuttle shift, suitable for a variety of job requirements
Overall dimensions (L*W*H) mm		Gear shifting, gear shifting light, flexible;
Wheelbase (mm)	2750	The main gear shift lever is equipped with shuttle shift and independent double-acting clutch;
Front wheelbase (factory wheelbase) mm	1700-2200	Clutch, brake pedal, light and comfortable, handbrake braking torque;
Rear wheelbase (factory wheelbase) mm	1700-2200	11 "double action clutch, large transfer torque, high reliability;
Tire type (front/rear)	14.9-24/18.4-34 14.9-26/18.4-38	The independent double-acting clutch can realize the independent control of agricultural machinery;
Min Useable Mass kg	7000	Optional cab, anti-tip frame, luxury floor, comfortable operation
Max counterweight (front/rear) kg	300/400	Multi-speed power output, good matching with the machine, can meet a variety of operational requirements;
take off shaft splines	8	Double cylinder strong rise strong fall; The three-point suspension tractor can match a variety of farm tools
Min ground clearance mm	540	200L large volume rotoplastic tank, single refueling operation time is long;
Number of gears	16+8	Small turning circle radius, high working efficiency;
Speed range Km/h	2.74~41.85	
	2~30.52	
Rated traction force KN	80	
Rated lifting force KN	32	
Number of hydraulic output groups	3 set	
Speed of power output shaft (r/min)	760/1000 Optional 760/850	
Type		



Machine model	HB-2304	
Engine HP	230	Product Main Features
Nominal engine power KW	169	Carter engine, the country's second largest pump direct injection low fuel consumption, strong power, superior performance; Simple maintenance without oil;
Engine rated speed r/min	2200	12+12 shuttle shift, suitable for a variety of job requirements
Overall dimensions (L*W*H) mm	5050×2350×3200 (To the safety frame)	Gear shifting, gear shifting light, flexible;
Wheelbase (mm)	2750	The main gear shift lever is equipped with shuttle shift and independent double-acting clutch;
Front wheelbase (factory wheelbase) mm	1700-2200	Clutch, brake pedal, light and comfortable, handbrake braking torque;
Rear wheelbase (factory wheelbase) mm	1700-2200	11 "double action clutch, large transfer torque, high reliability;
Tire type (front/rear)	14.9-24/18.4-34 14.9-26/18.4-38	The independent double-acting clutch can realize the independent control of agricultural machinery;
Min Useable Mass kg	7000	Optional cab, anti-tip frame, luxury floor, comfortable operation
Max counterweight (front/rear) kg	300/400	Multi-speed power output, good matching with the machine, can meet a variety of operational requirements;
take off shaft splines	8	Double cylinder strong rise strong fall; The three-point suspension tractor can match a variety of farm tools
Min ground clearance mm	540	200L large volume rotoplastic tank, single refueling operation time is long;
Number of gears	16+8	Small turning circle radius, high working efficiency;
Speed range Km/h	2.74~41.85	
	2~30.52	
Rated traction force KN	80	
Rated lifting force KN	32	
Number of hydraulic output groups	3 set.	
Speed of power output shaft (r/min)	760/1000 Optional 760/850	
Type		