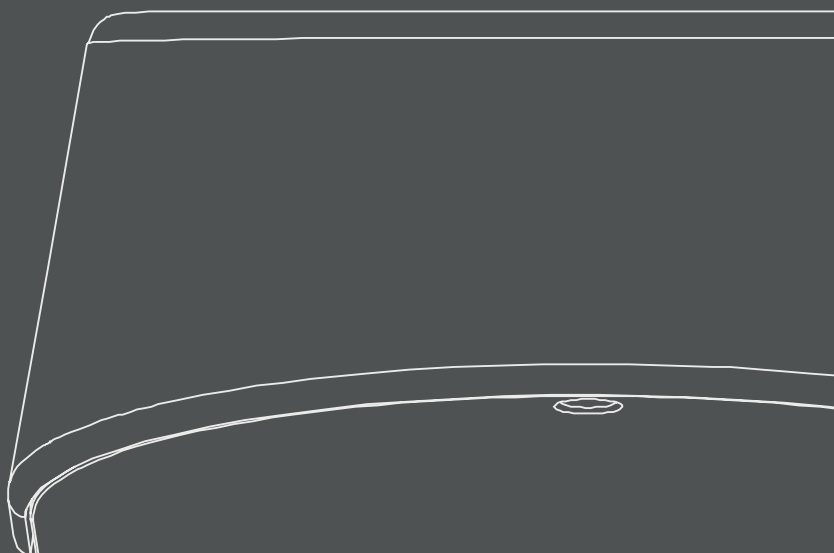


*Designed by Pilgaard Design Studio  
Produced and manufactured by LITE*



# LUNA WALL

OUTDOOR / WALL MOUNTED



LITE A/S • Østre Fælledvej 11, 9400 Nørresundby  
[www.lite-led.com](http://www.lite-led.com) • +45 88 72 88 00 • [info@lite-led.dk](mailto:info@lite-led.dk)



## LUNA WALL



LUNA WALL is the result of a close collaboration with Pilgaard Design Studio, the creators behind the entire LUNA fixture series.

The series was designed with the goal of offering fixtures that combine classic and modern aesthetics. These fixtures stand out for their simple, timeless shape, creating a stylish outdoor atmosphere.

Functionality and flexibility go hand in hand, which is why the fixture was developed with an incredibly simple and accessible mounting method.

To support the UN's 17 Sustainable Development Goals and because LITE, as a company, aims to break away from the "use-and-throw-away" culture through its CSR & IMPACT policy, it was essential for LITE to develop a modular fixture that is easy to recycle. Therefore, the LUNA series is 100% modular and can be easily upgraded in line with technological advancements.

### Standard colours:

	RAL9007
	RAL9005
	MARS2525



## PHOTOMETRIC DATA

LUNA WALL is delivered with a system power of 8W and a luminous flux ranging from 611 to 806 lumens, depending on the variant. The luminaire is available with both symmetrical and asymmetrical light distribution.

The color temperature can be selected between 3000K and 4000K. As standard, the luminaire features a color rendering index of CRI 70, but can be supplied with CRI 80 upon request.

The rated lifetime is L80B10 80,000 hours.

## LIGHT CONTROL

LUNA WALL comes standard with a simple on/off switching function.

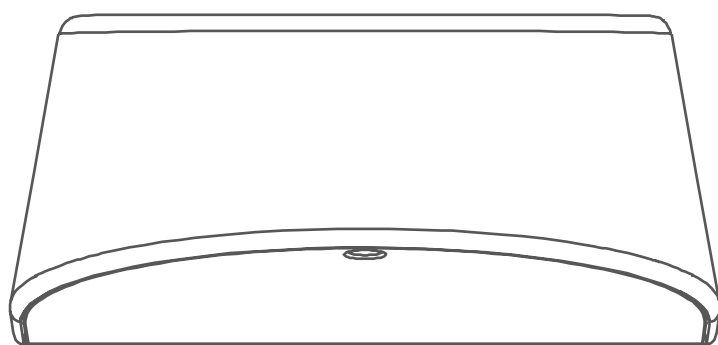
## MECHANICAL DATA

The luminaire is made of die-cast aluminum and measures L:190 mm x H:90 mm x W:125 mm.

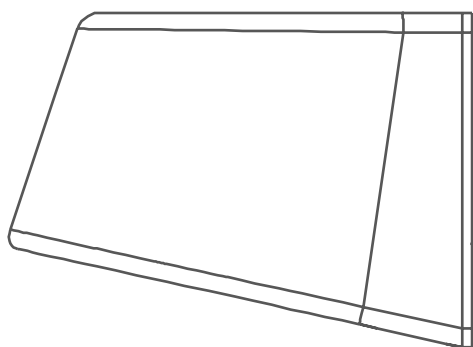
The surface is powder-coated with high-quality paint from Akzo Nobel. Standard colors include grey (RAL 9007), black (RAL 9005), anthracite (RAL 7016), and corten (MARS 2525). Other colors are available upon request.

LUNA WALL features a high protection rating: IP65 for dust and water resistance, and IK10 for impact resistance. The luminaire is classified as protection class I.

Installation is done directly on the wall using the included mounting bracket.



190



90

125