Sensata
Technologies

AIRPAX
KLIXON
DIMENSIONS



POWER, PROTECTION & PRECISION PRODUCTS
CONDENSED CATALOG

4 **AIRPAX**™ Bimetal Thermostats

5 **KLIXON**™ Bimetal Thermostats & Air Sensors

7 **AIRPAX**™ Temperature Sensors & Combo Sensors

8 **AIRPAX**™ Hydraulic Magnetic Circuit Breakers & Modular Distribution Systems

11 **KLIXON**™ Thermal Circuit Breakers & Protectors

15 **NSS LINEGARD**™ Ground Fault Circuit Interrupters

17 **DIMENSIONS**™ DC to AC Power Inverters

ISO 9001 certified, Sensata Technologies is a global leader in providing world-class customer service, leading-edge technology innovation, and continuous improvement in every product and service we offer to our customers.

With strategic partnerships with North Shore Safety Ltd, Sensata Power Protection provides your company with an unprecedented offering of high quality components and integration systems at reasonable cost to you.

Our products include hydraulic-magnetic circuit breakers and protectors, thermal circuit protectors, bimetal thermostats, temperature sensors, DC to AC inverters, speed and position sensors, fuses, power switches, ground fault circuit interrupters, and modular distribution systems.

Our products are found in many of today's global markets, including telecommunications, industrial, recreational vehicles, HVAC-R, marine, military, medical, information processing, electronic power supply, power generation, over-the-road trucks, construction, agricultural, and alternative energy applications.

Sensata strives for constant improvement for the environment as well. Sensata has significantly lessened its impact on the environment through environmental management systems including recycling, waste prevention, pollution prevention, water use reduction programs and community outreach programs. All Sensata manufacturing ("make") facilities have been awarded, or are working toward ISO 14001 certification, and we are committed to meeting the RoHS "lead-free" compliance standards wherever required by our customers.



AIRPAX™ 6600 & 6700 Series

General Description
- 8-pin DIP or TO-220 international package standard
- Ideal for surface and air sensing on PC boards
- RoHS compliant per EU directive 2002/95/EC
- Gold-plated contacts
- 30,000 life cycles @ max standard amperage
- 100,000 life cycles @ max gold contact amperage

Operating Switch Range
- 40°C to 130°C (104°F to 266°F)

Max Current and Voltage Rating
- Up to 0.5 amp at 48VDC
- 0.001 to 0.2 amp at 5VDC (gold contacts)

Approvals
- cЯUus recognized
- VDE approved (upon request)

AIRPAX™ 5003 Series

General Description
- 1/2" button, environmentally sealed
- Ideal for applications where space is at a premium
- RoHS compliant per EU directive 2002/95/EC

Operating Switch Range
- 35°F to 325°F (2°C to 163°C)

Max Current and Voltage Rating
- 5 amp at 120VAC
- 3 amp at 240VAC / 24VDC
- 1.5 amp at 48VDC

Approvals
- cЯUus recognized

AIRPAX™ 5004 Series

General Description
- 1/2" button, environmentally sealed
- Ideal for applications where high amperage switching is required
- RoHS compliant per EU directive 2002/95/EC

Operating Switch Range
- 35°F to 325°F (2°C to 163°C)

Max Current and Voltage Rating
- 15 amp at 120VAC
- 10 amp at 240VAC

Approvals
- cЯUus recognized
- VDE approved

AIRPAX™ 4100 Series

General Description
- Brass construction, NEMA 4 & 13 (IP67), SPST
- Available as grounded or isolated case
- Ideal for industrial system applications in which low-cost and reliability is the priority
- RoHS compliant per EU directive 2002/95/EC

Operating Switch Range
- 40°C to 130°C (104°F to 266°F)

Max Current and Voltage Rating
- 1 amp at 120VAC & 48VDC, 30K cycles
- 3 amp at 28VDC, 5K cycles

AIRPAX™ 5011 Series

General Description
- 1/2" button, hermetically sealed package, SPST
- Ideal for surface and immersion sensing for industrial system applications in which construction must have a hermetic seal
- RoHS compliant per EU directive 2002/95/EC

Operating Switch Range
- 140°F to 480°F (60°C to 249°C)

Max Current and Voltage Rating
- 3 amp at 120VAC isolated case
- 3 amp at 32VDC grounded or isolated case

AIRPAX™ 5020 Series

General Description
- Grounded case, stainless steel, hermetically sealed, SPST
- Ideal for immersion sensing in industrial system applications in which construction must have a hermetic seal
- RoHS compliant per EU directive 2002/95/EC

Operating Switch Range
- 35°F to 480°F (2°C to 249°C)

Max Current and Voltage Rating
- 3 amp at 32VDC

AIRPAX™ 5100 Series

General Description
- Isolated case, stainless steel, hermetically sealed, SPST
- Ideal for immersion sensing in industrial system applications in which construction must have a hermetic seal
- RoHS compliant per EU directive 2002/95/EC

Operating Switch Range
- 35°F to 480°F (2°C to 249°C)

Max Current and Voltage Rating
- 5 amp at 120VAC
- 2.5 amp at 240VAC

Approvals
- cЯUus recognized

KLIXON™ 3BT & 4BT Series

General Description
- Tiny Stat™ precision thermostat
- Single pole, single throw (SPST)
- Hermetically sealed and back-filled with nitrogen
- Gold-plated contacts available upon request
- 10,000 life cycles

Operating Switch Range
- 0°F to 350°F (-18°C to 177°C)

Max Current and Voltage Rating
- 1 amp at 115VAC & 30VDC
- 0.01 amp at 30mVAC & 30mVDC (gold contacts, min amps)
- 0.5 amp at 30VAC & 30VDC 0.2 amp at 115VAC (gold contacts, max amps)

Approvals
- 3BT: MIL-PRF-24236/19
- 4BT: MIL-PRF-24236/13

KLIXON™ 5BT Series

General Description
- ½" bimetal disc thermostat, hermetically sealed
- Single pole, double throw (SPDT)
- High resistance to shock and vibration

Operating Switch Range
- -65°F to 400°F (-54°C to 204°C)

Max Current and Voltage Rating
- 2 amp at 125VAC & 30VDC for 100,000 cycles
- 3 amp at 125VAC & 30VDC for 50,000 cycles

Approvals
- MIL-PRF-24236 /24

KLIXON™ M1, 11041 Series

General Description
- ½" bimetal disc thermostat, hermetically sealed
- Single pole, single throw (SPST)
- High resistance to shock and vibration

Operating Switch Range
- -65°F to 550°F (-54°C to 288°C)

Max Current and Voltage Rating
- 5 amp at 30VAC & 30VDC at 100,000 cycles
- 6 amp at 125VAC at 5,000 cycles
- Other amperages, voltage, cycles are available

Approvals
- MIL-PRF-24236/1

KLIXON™ M2 Series

General Description
- ½" bimetal disc thermostat, hermetically sealed
- Single pole, single throw (SPST)
- Low profile, narrow differential

Operating Switch Range
- 0°F to 300°F (-18°C to 149°C)

Max Current and Voltage Rating
- 2 amp at 120VAC & 30VDC at 250,000 cycles

Approvals
- MIL-PRF-24236/20
- S-311-641



KLIXON™ 4344 Series

General Description
- ½" bimetal disc thermostat, hermetically sealed
- Single pole, single throw (SPST)
- Many option available, including switch packaged into probe and strap mount options

Operating Switch Range
- -65°F to 550°F (-54°C to 288°C)

Max Current and Voltage Rating
- 7 amps, 30VAC/VDC at 5,000 cycles
- 3 amps, 125VAC at 50,000 cycles
- Other amperages, voltage, cycles are available

Approvals
- CUL recognized (#34618)



KLIXON™ 7BT2 Series

General Description
- Environmentally sealed, high capacity, ½" bimetal disc
- SPST, normally open or closed

Operating Switch Range
- 30°F to 400°F (-1°C to 204°C)

Max Current and Voltage Rating
- 10 amps, 120VAC / 240VAC up to 100,000 cycles
- 7 amps, 277VAC up to 100,000 cycles

Approvals
- UL & CUL recognized (#34618)

KLIXON™ 6786 Series

General Description
- Environmentally sealed, low-profile, ½" bimetal disc
- SPST, normally open or closed

Operating Switch Range
- -20°F to 350°F (-29°C to 177°C)

Max Current and Voltage Rating
- 7 amps, 30VAC/VDC at 5,000 cycles
- 3 amps, 125VAC at 50,000 cycles
- Other amperages, voltage, cycles are available

Approvals
- UL & CUL recognized (#34618)

KLIXON™ Probe Packages

General Description
- Extreme temperature probes (up to 550°F), fast response probes and narrow differential probes (2°F to 8°F reset differential) are available

Operating Switch Range
- Extreme temperature: -65°F to 550°F (-54°C to 288°C)
- Fast response: 0°F to 350°F (-18°C to 177°C)
- Narrow differential: 0°F to 275°F (-18°C to 135°C)

Max Current and Voltage Rating
- Extreme temperature: Up to 7 amps, various voltages
- Fast response: Up to 1 amp at 115VAC & 30VDC
- Narrow differential: Up to 2 amp at 125VAC & 30VDC

Approvals
- Extreme temperature, 28303 series only: UL / CUL recognized (#E34618)

AIRFLOW SENSORS

KLIXON™ Airflow Sensors

General Description
- Solid-state airflow sensors are designed to recognize loss or reduction of airflow in power supplies, data processing units, commercial and military electronic equipment
- Ideal for even the dirtiest of environments
- SPST or SPDT, normally open or closed

Operating Temperature Range
- 10°C to 50°C (50°F to 122°F)

Max Current and Voltage Rating
- 0.40 amp at 30VDC

Approvals
- Military
- Aerospace
- Commercial

BIMETAL THERMOSTAT + TEMPERATURE SENSOR

AIRPAX™ 6024 Series

General Description
- Stainless steel or brass, epoxy sealed, SPST
- Bimetal thermostat and temperature sensor in one package
- Ideal technology combination for industrial applications where engine ports are at a premium

Max Switch Current and Voltage Rating
- 1 amp at 120VAC & 48VDC

Operating Switch Range
- 40°C to 120°C (104°F to 248°F)

Operating Sensor Range
- -40°C to 120°C (-40°F to 248°F)
- Additional sensor options available



TEMPERATURE SENSORS

AIRPAX™ 3000 Series

General Description
- Chose from standard stainless steel air, surface, and immersion sensor package configurations

Max Operating Sensor Range
- -40°C to 125°C (-40°F to 257°F)

Available Sensors
- Thermistors
- RTDs
- ICs

AIRPAX™ 5024 Series

General Description
- Customer specified package configurations for air, surface, and immersion sensing

Max Operating Sensor Range
- -50°C to 300°C (-58°F to 572°F)

Available Sensors
- Thermistors
- RTDs
- ICs

AIRPAX™ IAR / IER / IUR / CER / CUR Series

General Description
- RU / 1RU hydraulic-magnetic circuit protection
- Snap-acting trip mechanism increases operational life
- Auxiliary switch options available for alarm signalling

Max. Poles
- 2

Current and Voltage Rating
- 2 to 50 amps, 80VDC & 250VAC

Interrupting Capacity
- up to 5000 amps

Approvals* (pending)
- cULus
- UL1077
- UL489A Listed
- TUV approved

AIRPAX™ T / R / PP / PR / CPP / CPR / CR (SNAPAK®) Series

General Description
- Compact hydraulic-magnetic circuit protection
- Snap-acting trip mechanism increases operational life
- Aesthetically pleasing for front panel mounting
- Toggle, rocker, push-pull, push-to-reset actuation options

Max. Poles
- 2

Current and Voltage Rating
- 0.10 to 7.5 amps at 50 VDC and 250 VAC
- 0.10 to 30 amps at 32 VDC
- 0.10 to 30 amps at 120 VAC
- 0.10 to 25 amps at 120/240 VAC (two poles)
- 0.10 to 20 amps at 250 VAC (50/60 Hz, at 500AIC)
- 0.10 to 20 amps at 65 VDC (two poles) 500AIC

Interrupting Capacity
- 1000 amps

Approvals*
- UL 489A listed
- UL recognized
- CSA certified
- TUV approved
- VDE approved
- CE compliant
- CCC approved

AIRPAX™ AP / UP, AP-MIL Series

General Description
- QPL to MIL-PRF-39019
- Sealed hydraulic-magnetic circuit protection
- Can withstand 100G shock repeatedly
- Tolerates 10G vibration from 10 to 2000 Hz under full load
- Ideal for use in Class 1, Div. 2, Groups A, B, C, D hazardous locations

Max. Poles
- 3

Current and Voltage Rating

AP ratings
- 0.05 to 20 amps at 50 VDC and 240 VAC

UP ratings (single pole only)
- 0.05 to 20 amps at 50 VDC
- 0.05 to 15 amps at 120 VAC
- 0.05 to 7.5 amps at 240 VAC

Interrupting Capacity

AP ratings
- 500 amps, 50 VDC, 120 VAC
- 300 amps, 240 VAC

UP ratings
- 1000 amps, 50VDC, 240 VAC

Approvals*
- MIL-PRF-M39019
- UL recognized (UP type only)
- FM approved (UP type only)

AIRPAX™ IPA / CPA Series

General Description
- Compact hydraulic-magnetic circuit protection
- Quick-connect, screw, PC board mount terminals available
- Auxiliary switch options
- Multi-pole versions with multi or single handle options

Max. Poles
- 3

Current and Voltage Rating
- 0.05 to 30 amps at 65 VDC
- 0.05 to 20 amps at 80 VDC (300 AIC)
- 0.05 to 25 amps at 250 VAC, 50/60 Hz
- 25.1 to 30 amps at 240 VAC, 50/60 Hz
- 0.10 to 15 amps at 250 VAC, 400 Hz
- 0.05 to 25 amps at 65 VDC (TUV)
- 0.05 to 25 amps at 250 VAC, 50/60 Hz (TUV)
- 0.05 to 15 amps at 250 VAC, 400 Hz (TUV)

Interrupting Capacity
- 1000 amps

Approvals*
- UL 489A listed (CPA)
- UL recognized
- CUR recognized
- TUV certified
- CE compliant
- CCC approved (pending)

AIRPAX™ IAG / IUG / IEG / CEG / LEG Series

General Description
- Hydraulic-magnetic circuit protection
- IEG versions meet IEC spacing requirements for installation in equipment that must comply with IEC 601 and 950, and VDE 0730, 0804, 0805
- Multi-pole versions with multi or single handle options
- Auxiliary switch options
- Mid-trip handle option
- Snap-in mounting option
- Dual frequency delay options

Max. Poles
- 6

Current and Voltage Rating
- 0.05 to 50 amps at 80 VDC
- 0.05 to 50 amps at 240 VAC
- 0.05 to 30 amps at 277 VAC, 50/60 Hz
- 0.05 to 30 amps at 250 VAC, 400 Hz
- 0.05 to 30 amps at 125 VAC, 50/60 Hz
- 1 to 30 amps at 120/240 VAC, 50/60 Hz

Interrupting Capacity
- 5000 amps, 240 VAC, 50/60 Hz
- 1500 amps, 250 VAC, 400 Hz
- 7500 amps, 80 VDC (IEG)
- 5000 amps, 80 VDC (CEG)
- 2000 amps, 250 VAC, 50/60 Hz (VDE)
- 4000 amps, 80 VDC (VDE)
- 5000 amps, 125 VAC, 50/60 Hz (LEG)
- 5000 amps, 120/240 VAC, 50/60 Hz (LEG)

Approvals*
- UL 489 listed (LEG)
- UL 489A listed (CEG)
- UL recognized
- CSA certified
- VDE approved (IEG, CEG, LEG)
- CE compliant
- CCC approved
- UL 1500 certified
- QPL to MIL-PRF-55629

* Consult factory for conditions of acceptability



AIRPAX™ LEGA Series

General Description	Max. Poles	Current and Voltage Rating	Interrupting Capacity	Approvals*
• Low-depth hydraulic-magnetic circuit protection • Same ratings as our LEG series • Designed to minimize PDU intrusion into equipment rack space • Meets UL60950 & EN60950 ITE requirements • Short toggle & flat rocker actuator options • Rear access screw terminals	• 2	• 1.00 to 30.0 amps at 120 VAC/240VAC • 1.00 to 50.0 amps at 80VDC	• up to 5,000A	• UL489 • UL • TUV • CE

AIRPAX™ IAL / IUL / IEL Series

General Description	Max. Poles	Current and Voltage Rating	Interrupting Capacity	Approvals*
• Hydraulic-magnetic circuit protection • IEL versions meet IEC spacing requirements for installation in equipment that must comply with IEC 601 and 950 and VDE 0730, 0804, 0805 • Multi-pole versions with multi or single handle actuator • Auxiliary switch options • Snap-in mounting option • Mid-trip handle option • Various actuator options • Dual frequency delay options	• 6	• 0.05 to 100 amps at 65 VDC • 0.05 to 70 amps at 80 VDC • 0.05 to 50 amps at 250VDC • 0.05 to 50 amps at 300VDC • 0.05 to 70 amps at 240 VAC, 50/60 Hz • 0.05 to 50 amps at 277 VAC, 50/60 Hz • 0.05 to 50 amps at 277/480 VAC, 50/60 Hz • 0.05 to 50 amps at 250 VAC, 400 Hz	• 5000 amps, 240 VAC, 50/60 Hz • 1500 amps, 250 VAC, 400 Hz • 7500 amps, 80 VDC • 2000 amps, 240 VAC, 50/60 Hz (VDE) • 2000 amps, 415 VAC, 50/60 Hz (VDE) • 4000 amps, 80 VDC (VDE) • 1200 amps, 277/480 VAC, 50/60 Hz • 5000 amps, 250VDC • 1000 amps, 300VDC	• UL recognized • CSA certified • VDE approved (IEL) • CE compliant (IEL) • CCC approved • UL 1500 certified • QPL to MIL-PRF- 55629

AIRPAX™ LEL Series

General Description	Max. Poles	Current and Voltage Rating	Interrupting Capacity	Approvals*
• Hydraulic-magnetic circuit protection • LEL versions meet IEC spacing requirements for installation in equipment that must comply with IEC 601 and 950 and VDE 0730, 0804, 0805 • Multi-pole versions with multi or single handle actuator • Auxiliary switch options • Snap-in mounting option • Mid-trip handle option • Various actuator options • Dual frequency delay options	• 3	• 0.05 to 100 amps at 80 VDC • 0.05 to 50 amps at 125 VAC, 50/60 Hz • 0.05 to 70 amps at 120/240 VAC, 50/60 Hz • 0.05 to 100 amps at 80 VDC (VDE) • 0.05 to 50 amps at 250 VAC (VDE)	• 50000 amps 80 VDC • 5000 amps, 125 VAC, 120/240 VDC 50/60 Hz • 2000 amps, 80 VDC • 2000 amps, 250 VAC, 50/60 Hz (VDE)	• UL 489 listed • CSA certified • VDE approved • CE compliant • CCC approved



AIRPAX™ IULP / LELP / CELP Series

General Description	Max. Poles	Current and Voltage Rating	Interrupting Capacity	Approvals*
• Hydraulic-magnetic circuit protection • Unique, parallel current sensing design • Compact size, high current capacity • Auxiliary switch options • Mid-trip handle option	• 1	• 125 amps at 80 VDC† • 150 amps at 80 VDC† • 175 amps at 80 VDC† • 200 amps at 80 VDC† • 250 amps at 80 VDC† • 251 - 300 amps at 80 VDC††	• 10000 amps, 80 VDC • 50000 amps, 65 VDC (up to 150 amps) • 10000 amps, 80 VDC (> 150 amps)	• UL 489 listed • UL 489A listed • CSA certified

† Two paralleled poles
†† Three paralleled poles

AIRPAX™ 205 / 295 / 205D Series

General Description
- Hydraulic-magnetic circuit protection
- Dust proof enclosure sensing design
- Compact size, high current capacity
- Auxiliary switch options
- Mid-trip handle option

Max. Poles
- 9

Current and Voltage Rating
- 0.050 to 30 amps at 277/480 VAC
- 0.050 to 60 amps at 250 VAC
- 0.050 to 100 amps at 65 VDC

Interrupting Capacity
- 5000 amps, 250 VAC, 65 VDC
- 3000 amps, 65 VDC
- 1500 amps, 277/480 VAC (30 amps max. rating)
- 5000 amps, 277.480 VAC with 125 amp series fuse

Approvals*
- UL recognized
- CSA certified
- CE compliant

AIRPAX™ IALR / IULR / IELR Series

General Description
- Hydraulic-magnetic circuit protection
- Meets IEC spacing requirements for installation in equipment that must comply with IEC 601 and 950, and VDE 0730, 0804, 0805
- Designed to mount on standard 35mm DIN rails

Max. Poles
- 4

Current and Voltage Rating
- 0.050 to 70 amps at 80 VDC
- 0.050 to 70 amps at 250 VAC, 50/60 Hz
- 0.100 to 50 amps at 80 VDC (VDE)
- 0.100 to 50 amps at 250 VAC, 50/60 Hz (VDE)
- 0.100 to 30 amps at 415 VAC, 50/60 Hz (VDE)

Interrupting Capacity
- 7500 amps, 80 VDC
- 5000 amps, 250 VAC, 50/60 Hz
- 2000 amps, 277 VAC, 50/60 Hz
- 2000 amps at 250 VAC, 50/60 Hz (VDE)
- 2000 amps at 415 VAC, 50/60 Hz (VDE)
- 4000 amps at 80 VDC (VDE)

Approvals*
- UL recognized
- CSA certified
- VDE approved (IELR)
- CE compliant

AIRPAX™ 209 / 219 / 229 / 279 Series

General Description
- Hydraulic-magnetic circuit protection
- Front or back connected terminal styles
- E-frame style model complies with UL 489
- 249 Power Selector Breaker system is listed as a branch circuit breaker per UL 489
- Complies with international requirements
- 279 complies with UL 489A

Max. Poles
- 6

Current and Voltage Rating
- 0.100 to 100 amps at 160 VDC
- 0.100 to 125 amps at 125 VDC
- 0.100 to 77 amps at 600 VAC
- 0.100 to 100 amps at 347/600 VAC
- 0.100 to 100 amps at 120, 240, 277, 480 VAC

Interrupting Capacity
- 5000 amps
- 10000 amps
- 4000 amps (VDE)

Approvals*
- UL 489 listed
- UL 489A listed (279)
- UL recognized
- CSA certified
- VDE approved
- UL1500 certified
- CCC approved
- CE compliant

AIRPAX™ JAE / JRE / JTE / JLE Series

General Description
- Hydraulic-magnetic circuit protection
- F-frame style complies with UL 489
- Various terminal options for design flexibility
- Reduced voltage drop through the circuit breaker compared to other protective devices
- Auxiliary switch options
- Mid-trip handle options

Max. Poles
- 6

Current and Voltage Rating

UL489
- 100 to 250 amps at 160 VDC
- 100 to 250 amps at 65 VDC
- 100 to 250 amps at 125/250 VDC
- 100 to 250 amps at 240 VAC

UL489A
- 275 to 800 amps at 160 VDC
- 275 to 1200 amps at 65 VDC

Interrupting Capacity
- 10000 amps, 160 VDC
- 10000 amps, 125/250 VDC
- 65000 amps, 65 VDC
- 10000 amps, 240 VAC
- 18000 amps, 240 VAC
- 100000 amps, 65VDC (UL489A up to 800 amps)

Approvals*
- UL 489 listed
- UL 489A listed
- UL recognized
- CSA certified
- VDE approved
- CCC approved
- CE compliant

MODULAR DISTRIBUTION SYSTEMS



AIRPAX™ MDS & MDS2 Series

General Description
- The Modular Distribution System provides unprecedented system flexibility
- "Hot Plug" modules allow for equipment expansion without power shutdown
- Unique alarm conductors simplify signal wiring
- Modular load terminals available with top or rear access

Current and Voltage Rating
- Maximum load bus rating per position is 100 amps, 125VDC

Max Positions
- 20



KLIXON™ Arc Shield™ Series

* Consult factory for conditions of acceptability

General Description
- The Arc–Fault Circuit Interrupters (AFCI) will detect potentially hazardous arcing conditions and prevent catastrophic damage caused by electrical fires
- Hazardous arc–fault conditions can result in overheated wiring and has been shown to result in fires or cause a loss of function on the affected circuit
- Protect AC and DC electrical systems in aircraft, commercial & residential, and 42 VDC applications



KLIXON™ 2TC & 3TC Series, Aircraft Circuit Breakers

General Description
- Thermal circuit breakers
- 28VDC or 120VAC, 1 to 35 Amps
- High vibration resistance and interrupt capacity
- Ambient temperature compensation and trip-free design

Current and Voltage Rating
2TC: 1A to 25A for 4 to 16 seconds
3TC: 15A to 35A for 4 to 20 seconds

Interrupting Capacity
1-20 amps : 6,000 amps @ 28 VDC
25 amps : 1,625 amps @ 28 VDC
1-15 amps : 2,500 amps @ 120 VAC, 400 Hz
20 amps : 2,000 amps @ 120 VAC, 400 Hz
24 amps : 1,800 amps @ 120 VAC, 400 Hz

Approvals*
- Mil-qualifications
- European & SAE standards
- All U.S. and most European aircraft OEM's qualifications

KLIXON™ 5TC Series, Aircraft Circuit Breakers

General Description
- Thermal circuit breakers
- 28VDC or 120VAC, 20 to 50 Amps
- High vibration resistance and interrupt capacity
- Ambient temperature compensation and trip-free design

Current and Voltage Rating
20A to 50A for 2 to 18 seconds

Interrupting Capacity
20 to 50 amps: 4000 amps at 28 VDC
20 to 50 amps: 2000 amps at 115 VAC, 400 Hz

Approvals*
- Mil-qualifications
- European & SAE standards
- All U.S. and most European aircraft OEM's qualifications



KLIXON™ 6TC & 9TC Series, Three-Phase Aircraft Circuit Breakers

General Description
- Thermal circuit breakers
- 28VDC or 120VAC, 1 to 35 Amps
- Three-phase aircraft circuit breaker
- High vibration resistance and interrupt capacity
- Ambient temperature compensation and trip-free design

Current and Voltage Rating
6TC: 2A to 25A for 4 to 20 sec
9TC: 1A, 15A to 35A for 4 to 20 sec

Interrupting Capacity
2-20 amps : 2,000 amps @ 120 VAC, 400 Hz
1, 15-35 amps : 2,000 amps @ 120 VAC, 400Hz

Approvals*
- Mil-qualifications
- European & SAE standards
- All U.S. and most European aircraft OEM's qualifications

KLIXON™ 7274 & 7277 Series, Aircraft Circuit Breakers

General Description
- Thermal circuit breakers
- 30VDC or 120VAC, ½ to 20 Amps
- High vibration resistance and interrupt capacity
- Non-ambient temperature compensated

Current and Voltage Rating
0.5A to 20A for 2 to 20 seconds

Interrupting Capacity
½ to 5 amps: unlimited at 28 VDC
7½ to 15 amps: 2,000 amps at 28 VDC
½ to 1½ amps: unlimited at 120 VAC, 400 Hz
2 to 5 amps: 800 amps at 120 VAC, 400 Hz
7½ to 20 amps: 500 amps at 120 VAC, 400 Hz

Approvals*
- MIL-C-5809 qualified

KLIXON™ 15TC Series, Three-Phase Aircraft Circuit Breakers

General Description
- Thermal circuit breakers
- 28VDC or 120VAC, 20 to 50 Amps
- High vibration resistance and interrupt capacity
- Non-ambient temperature compensated
- Trip-free design

Current and Voltage Rating
20A to 50A for 10 to 70 seconds

Interrupting Capacity
20 to 50 amps: 4000 amps at 28 VDC
20 to 50 amps: 2000 amps at 115 VAC, 400 Hz

Approvals*
- Inactive MS90351



KLIXON™ 15TC Series, Three-Phase Aircraft Circuit Breakers

General Description
- Thermal circuit breakers
- 28VDC or 120VAC, 2.5 to 100 Amps
- Usable on large electrical systems: 6000 amps interrupting capacity
- Ambient temperature compensation and trip-free design

Current and Voltage Rating
6TC: 2A to 25A for 4 to 20 seconds
9TC: 1A, 15A to 35A for 4 to 20 seconds

Interrupting Capacity
2.5 - 50 amps : 6,000 amps @ 30 VDC (-12's)
2.5 - 50 amps : 6,000 amps @ 120 VA, 400 Hz
2.5 - 50 amps : 4,200 amps @ 205 VA, 400 Hz
50 - 100 amps : 3,500 amps @ 120 VAC, 400Hz
50 - 100 amps : 6,000 amps @ 28 VDC

Approvals*
- Mil-qualifications
- MIL-C-22715 (USAF)

KLIXON™ 7270 & 7271 Series, Miniature Aircraft Circuit Breakers

General Description
- Thermal circuit breakers
- 30VDC or 120VAC, 3 to 35 Amps
- Miniature aircraft breaker
- Ambient temperature compensation and trip-free design
- Available with neck mounting or standard cover plate

Current and Voltage Rating
3A to 35A for 15 to 65 seconds

Interrupting Capacity
4,000 amps @ 30 VDC
3,500 amps @ 120 VAC, 400Hz

Approvals*
- MIL-C-5809 qualified



KLIXON™ 20TC Series, Rocker-Type Aircraft Circuit Breakers

General Description
- Thermal circuit breakers
- 30VDC or 120VAC, 3 to 35 Amps
- Versatile rocker actuator: snap–on, switch type
- Panel mounting
- Provides dual function (on/off) circuit switching and protection

Current and Voltage Rating
3A to 35A for 10 to 130 seconds

Interrupting Capacity
2,000 amps at 30 VDC
1,000 amps at 120 VAC, 400 Hz

KLIXON™ 7235 & 7236 Series, Thermal Overload Sensing Controls

General Description
- 28VDC or 120VAC, 2.5 to 100 Amps
- High reliability: does not switch overload current
- Adaptable for AC, DC, single–phase, or three–phase applications
- Stops nuisance trips: unaffected by transient current surges
- Long trouble-free operation: 20,000 operating cycles
- Military approved

Current and Voltage Rating
7–50 amps: 2,000 amp adjusted circuit
Over 50 amps: 4,000 amp adjusted circuit

KLIXON™ 3SB Series, Simulators, single-phase, low amp, quick trip

General Description
- High shock and viabration performance
- Optional panel mount configuration, replaceable amp rating insterts (reference PN # 27515 when ordering), auxiliary switch

Current and Voltage Rating
200mA max, current draw @ 28VDC
3 seconds max trip time

KLIXON™ C Series (CM, CA, CDM, CDA)

* Consult factory for conditions of acceptability

General Description
- Thermal circuit breakers
- 30VDC or 120VAC, 2 to 40 Amps
- Open and closed construction
- Automatic and manual reset options
- Ignition protected SAE J1171
- Weatherproof SAE J553

Calibration : 200% rated current, 77°F
2 to 10 amps : 20 to 150 seconds
12.5 to 40 amps : 5 to 55 seconds

Interrupting Capacity
Per SAE J553 and ABYC E-11

Approvals*
- UL Listed E36869



KLIXON™ 7851 & 7854 Series

General Description
- Thermal circuit breakers
- 30VDC or 120VAC, 12.5 to 60 Amps
- Sealed assemblies, manual and automatic reset options
- Ignition protected SAE J1171
- Weatherproof SAE J 553

Calibration : 200% rated current, 77°F
12.5 to 60 amps : 5 to 55 seconds

Interrupting Capacity
Per SAE J553 and ABYC E-11

Approvals*
- UL Listed E36869

KLIXON™ F Series (FDLM, FDLA, FDLS, FDLT)

General Description
- Thermal circuit breakers
- 30VDC, 35 to 150 Amps
- Weatherproof, ignition protected, trip-free design
- Meets 5000 amps @ 12VDC for interrupt capacity per ABYC E-11, DC electrical systems of boats

Calibration : 200% rated current, 77°F
35 to 150 Amps : 8 to 100 seconds

Interrupting Capacity
Per SAE J1625 and ABYC E-11

KLIXON™ S Series (SDLM, SDLA, SLA)

General Description
- Thermal circuit breakers
- 30VDC, 35 to 150 Amps
- Open and sealed assemblies, manual and automatic reset options
- Ignition protected

Calibration : 200% rated current, 77°F
35 to 150 Amps : 8 to 100 seconds

Interrupting Capacity
Per SAE J1625 and ABYC E-11

Approvals*
- UL Listed (E 69772)



KLIXON™ 6766-19 Series

General Description
- Thermal circuit breakers
- 30VDC, 35 to 150 Amps
- Manual reset
- Weatherproof SAE J1625 and ideally suited for rugged applications
- Ignition protected SAE J1171

Calibration : 200% rated current, 77°F
35 to 150 Amps : 8 to 100 seconds

Interrupting Capacity
Per SAE J1625 and ABYC E-11

KLIXON™ 7855 Series

General Description
- Thermal circuit breakers
- 30VDC, 175 to 200 Amps
- Sealed assemblies, manual and automatic reset options
- Ignition protected

Calibration : 200% rated current, 77°F
175 to 200 Amps : 8 to 100 seconds

Interrupting Capacity
Per SAE J1625, 900A

Approvals*
- 7855-6 meets CID A-A-55571/03 specifications
- 7855-7 meets CID A-A-55571/08 specifications

KLIXON™ Small Frame PD Series (PDM, PDA)

General Description
- Thermal circuit breakers
- 30VDC or 120VAC, 2 to 40 Amps
- Sealed assemblies, available in manual and automatic reset options
- Ignition protected

Calibration : 200% rated current, 77°F
2 to 10 amps : 20 to 150 seconds
12.5 to 40 amps : 8 to 50 seconds

Interrupting Capacity
Per SAE J553 and ABYC E-11

Approvals*
- CCC certified

KLIXON™ Large Frame PDL Series (PDLM, PDLA)

General Description
- Thermal circuit breakers
- 30VDC, 35 to 150 Amps
- Sealed assemblies, available in manual and automatic reset options
- Ignition protected

Calibration : 200% rated current, 77°F
35 to 150 Amps : 8 to 100 seconds

Interrupting Capacity
Per SAE J1625 and ABYC E-11

Approvals*
- PDLM meets CID A-A-55571/04
- PDLA meets CID A-A-55571/07
- UL Listed (E 36869)
- CCC certified



KLIXON™ PS Series (PSM, PSA)

General Description
- Thermal circuit breakers
- 30VDC, 2 to 35 Amps
- Available in manual and automatic reset options
- Ignition protected

Calibration : 200% rated current, 77°F
≤10A for 20 to 150 seconds
>10A for 8 to 50 seconds

Interrupting Capacity
Per SAE J553, 600A

Approvals*
- PSM meets CID A-A-55571/06
- PSA meets CID A-A-55571/05

KLIXON™ PS Neck Mounting Series (PSM-XX-N)

General Description
- Thermal circuit breakers
- 30VDC, 2 to 35 Amps
- Sealed assemblies, available in manual and automatic reset options
- Ignition protected

Calibration : 200% rated current, 77°F
2 to 10 amps : 20 to 150 seconds
12.5 to 35 amps : 8 to 50 seconds

Interrupting Capacity
Per SAE J553 and ABYC E-11

Approvals*
- CCC certified

KLIXON™ 9115 Series

General Description
- Thermal circuit breakers
- 30VDC, 15 to 30 Amps
- Sealed assemblies, available in manual and automatic reset options
- Ignition protected SAE J1171

Calibration : 200% rated current, 77°F
15 to 30 Amps : 8 to 50 seconds

Interrupting Capacity
Per SAE J553, 600A

Approvals*
- 9115-5 meets CID A-A-55571/01
- 9115-6 meets CID A-A-55571/02
- UL Listed (E 36869)
- CCC certified

Linegard™ PGFM Sensing Module

General Description
- Ground fault sensing module designed to operate in tandem with the Airpax LEL series circuit breaker with a shunt voltage trip and auxiliary switch and up to 3 poles max
- Manufactured by North Shore Safety, Ltd., a leader in innovative safety products
- Automatic and manual reset configurations
- Power and fault status indicators
- Double insulated user interface

Ground Trip Current
4 to 6 mA

Trip Time, Combined Assembly
- ≤ 25 mS

Operating Voltage Rating
- 120 VAC or 240 VAC, 50/60 Hz

Let-Go Voltage
- 60% of supply voltage

Interrupting Capacity
- As per ratings of the Airpax LEL series circuit breaker

Approvals*
- UL 943, Class A

or
- UL 1053 Compliant

Linegard™ 40, 50 & 60 Amp PGFI Portable Series

General Description
- 40, 50 & 60 amp in-line Equipment Leakage Circuit Interrupter (ELCI)
- Manufactured by North Shore Safety, Ltd., a leader in innovative safety products
- Automatic and manual reset key switch selector
- Fault threshold key switch selector
- Available with locking connectors / plugs or flying leads
- Electro-magnetically latched contacts

Rated Current
- 40, 50 or 60 amps

Rated Voltage
- 120 VAC, 240 VAC, 208 VAC, 277 VAC, 120/240 VAC, 3Ø 240 VAC, 3Ø 208 VAC, 3Ø 277 VAC, 3Ø 480 VAC, 3Ø 600 VAC

Operating Voltage Range
- 85% to 110% of rating

Ground Trip Current Threshold
- Key switch selectable 6 mA, 10mA, and 30mA

Packaging
- NEMA 4X wet location rated

Approvals*
- UL 1053 compliant

Linegard™ 40, 50 & 60 Amp PGFS Permanent Series

General Description
- 40, 50 & 60 amp splice-in Equipment Leakage Circuit Interrupter (ELCI)
- Manufactured by North Shore Safety, Ltd., a leader in innovative safety products
- Automatic / manual reset key switch
- Fault trip level key switch
- Keyed power switch
- Dual indication lights displaying power and fault status
- Grounded and open neutral protected
- Electro-magnetically latched contacts

Rated Current
- 40, 50 or 60 amps

Rated Voltage
- 120 VAC, 240 VAC, 208 VAC, 277 VAC, 120/240 VAC, 3Ø 240 VAC, 3Ø 208 VAC, 3Ø 277 VAC, 3Ø 480 VAC, 3Ø 600 VAC

Operating Voltage Range
- 85% to 110% of rating

Fault Trip Level Current
- 6 mA, 10 mA and 30mA

Packaging
- NEMA 4X wet location rated

Approvals*
- UL 1053 compliant

Linegard™ 30 Amp PGFS Permanent Series

General Description
- 30 amp splice-in Ground Fault Circuit Interrupter (GFCI)
- Manufactured by North Shore Safety, Ltd., a leader in innovative safety products
- Automatic and manual reset configurations
- Fault output options available
- Grounded and open neutral protected
- Electro-magnetically latched contacts

Rated Current
- Up to 30 amps

Rated Voltage
- 120 VAC, 208 VAC, 240 VAC, 120/240 VAC 277 VAC (non-UL)

Operating Voltage Range
- 85% to 110% of rating

Ground Trip Current
- 4 to 6 mA

Packaging
- NEMA 4X wet location rated

Approvals*
- cULus 943, Class A
- cCSAus certified to CSA-C22.2 No. 144

Linegard™ 30 Amp PGFS Multi-Phase Permanent Series

General Description
- 30 amp multi-phase splice-in Ground Fault Circuit Interrupter (GFCI)
- Manufactured by North Shore Safety, Ltd., a leader in innovative safety products
- Automatic and manual reset configurations
- Dual indication lights displaying power and fault status
- Grounded and open neutral protected
- Electro-magnetically latched contacts

Rated Current
- Up to 30 amps

Rated Voltage
- 120/240 VAC dual voltage, 120/208 VAC 3Ø, 240 VAC 3Ø, 208 VAC 3Ø, 277 VAC 3Ø (non-UL or CSA)

Operating Voltage Range
- 85% to 110% of rating

Ground Trip Current
- 4 to 6 mA

Packaging
- NEMA 4X wet location rated

Approvals*
- cULus 943, Class A
- cCSAus certified to CSA-C22.2 No. 144

Linegard™ 15 Amp PGFP Plug Series

General Description
- 15 amp plug cordset Ground Fault Circuit Interrupter (GFCI)
- Manufactured by North Shore Safety, Ltd., a leader in innovative safety products
- Automatic and manual reset configurations
- Available as a field wireable plug or with attached cords and outlets
- Plug assembly with power single or tri-tap outlet
- Electro-magnetically latched contacts

Rated Current
- Up to 15 amps at 120 VAC, 50/60 Hz

Ground Trip Current
- 4 to 6 mA

Insulation Voltage
- 1500 VRMS - 1 minute

Endurance Operations
- 3000 operations

Packaging
- NEMA 3R rated

Approvals*
- cULus 943, Class A

or
- UL recognized

Linegard™ 15 Amp PGFI In-line Series

General Description
- 15 amp in-line cordset Ground Fault Circuit Interrupter (GFCI)
- Manufactured by North Shore Safety, Ltd., a leader in innovative safety products
- Automatic and manual reset configurations
- Available as a field wireable plug or with attached cords and outlets
- Plug assembly with power single or tri-tap outlet
- Electro-magnetically latched contacts

Rated Current
- Up to 15 amps at 120 VAC, 50/60 Hz

Ground Trip Current
- 4 to 6 mA

Insulation Voltage
- 1500 VRMS - 1 minute

Endurance Operations
- 3000 operations

Packaging
- NEMA 3R rated

Approvals*
- cULus 943, Class A
- cCSAus certified to CSA-C22.2 No. 144

or
- UL recognized

Linegard™ 20 Amp PGFI Portable Series

General Description
- 20 amp in-line cordset Ground Fault Circuit Interrupter (GFCI)
- Manufactured by North Shore Safety, Ltd., a leader in innovative safety products
- Automatic and manual reset configurations
- Available with locking connectors / plugs or flying leads
- Electro-magnetically latched contacts

Rated Current
- Up to 20 amps

Rated Voltage
- 120 VAC, 208 VAC, 240 VAC, 277 VAC

Operating Voltage Range
- 85% to 110% of rating

Ground Trip Current
- 4 to 6 mA

Packaging
- NEMA 4X wet location rated

Approvals*
- cULus 943, Class A
- cCSAus certified to CSA-C22.2 No. 144

Linegard™ 30 Amp PGFI Portable Series

General Description
- 30 amp in-line cordset Ground Fault Circuit Interrupter (GFCI)
- Manufactured by North Shore Safety, Ltd., a leader in innovative safety products
- Automatic and manual reset configurations
- Available with locking connectors / plugs or flying leads
- Electro-magnetically latched contacts

Rated Current
- Up to 30 amps

Rated Voltage
- 120 VAC, 208 VAC, 240 VAC, 277 VAC

Operating Voltage Range
- 85% to 110% of rating

Ground Trip Current
- 4 to 6 mA

Packaging
- NEMA 4X and 6P wet location rated

Approvals*
- cULus 943, Class A
- cCSAus certified to CSA-C22.2 No. 144

Linegard™ 30 Amp PGFI Multi-Phase Portable Series

General Description
- 30 amp multi-phase cordset Ground Fault Circuit Interrupter (GFCI)
- Manufactured by North Shore Safety, Ltd., a leader in innovative safety products
- Automatic and manual reset configurations
- Dual indication lights displaying power and fault status
- Grounded and open neutral protected
- Electro-magnetically latched contacts

Rated Current
- Up to 30 amps

Rated Voltage
- 120/240 VAC dual voltage, 120/208 VAC 3Ø, 240 VAC 3Ø, 208 VAC 3Ø, 277 VAC 3Ø (non-UL or CSA)

Operating Voltage Range
- 85% to 110% of rating

Ground Trip Current
- 4 to 6 mA

Packaging
- NEMA 4X and 6P wet location rated

Approvals*
- cULus 943, Class A
- cCSAus certified to CSA-C22.2 No. 144

MILITARY



General Description

DIMENSIONS™ inverters provide DC to AC power conversion for many of today's military systems:

- Troop transport
- Light & heavy armor vehicles
- Mobile weaponry systems
- Mobile radar & communications

With the ever-growing demand for remote on-demand AC power, we provide multiple wave form outputs to satisfy your customer's AC power needs:

- Single Phase Pure Sine Wave, <5% THD typical
- Single Phase Quasi Sine Wave, with wave form stabilizer
- Three Phase Quasi Sine Wave, single pulse per phase, pulse-width modulated

Electrical Specifications

Depending on your AC energy requirements, there are many DIMENSIONS™ inverters available to meet your power needs, including ratings of:

Input Voltage	=	24 Volts DC
Output Power	=	from 300 to 12,000 Watts Continous
Output Current	=	up to 32 Amps 120 VAC, 42 Amps 240 VAC
Peak Output	=	up to 250 Amps AC
Output Rating	=	up to 10.0 horse power
Input Current	=	up to 600 Amps DC

GSA Products

The following DIMENSIONS™ inverters are GSA registered:

- DIMENSIONS™ MIL-24/300NQ
  NSN # 6130-01-453-0020

- DIMENSIONS™ MIL-24/2600Q
  NSN # 6130-01-452-0577
  Military PN # 0CCB0405570

- DIMENSIONS™ MIL-24/3200DQ
  NSN # 6130-01-439-1789
  Military PN # 0CCB0DUI24/32DQ

- DIMENSIONS™ MIL-24/6000H-3PH
  NSN # 6130-01-492-3067
  Military PN # 11B258001

- DIMENSIONS™ MIL-24/12000H-3PH

List of Standard & Add-On Options

Cage code: 0CCB0

Configuration limitations vary for each product, but available options can include:

- Operating temperature up to -37ºC to 70ºC (-35ºF to 158ºF)
- Ventless construction for moisture and dust resistance
- Thermally-controlled cooling fan
- Heavy duty conformal coating on circuit boards
- NATO input receptacles
- NEMA connector distribution box with circuit breakers
- Water fording capability
- Outdoor plug covers
- DC input reverse polarity protection
- Ground fault circuit interrupt (GFCI) outlet protection
- Ground fault circuit interrupt (GFCI) hard wire output protection
- Enclosed AC and DC cable connections
- Integrated ON / OFF switch
- Remote ON / OFF switch hookup
- Battery voltage indicator with push-to-reset
- Output circuit breakers
- Branch breakers
- Automatic electronic short circuit / overload protection
- Automatic high temperature shutdown
- Automatic low battery shutdown with in-rush delay
- Dual output voltage, 120/240 VAC
- LED indication of inverter power, low input voltage, overload and high temperature
- Elapsed time hour meter

MOBILE AC POWER

General Description

DIMENSIONS™ inverters provide DC to AC power conversion for many of today's mobile markets:

- Utility & Work Truck
- Emergency Vehicles
- Recreational Vehichles (RVs)
- Marine
- Auto Glass Replacement Vehicles
- Construction Equipment

With the ever-growing demand for remote on-demand AC power, we provide multiple wave form outputs to satisfy your customer's AC power needs:

- Single Phase Pure Sine Wave, <5% THD typical
- Single Phase Quasi Sine Wave, with wave form stabilizer
- Three Phase Quasi Sine Wave, single pulse per phase, pulse-width modulated

Electrical Specifications

Depending on your AC energy requirements, there are many DIMENSIONS™ inverters available to meet your power needs, with ratings of:

Input Voltage	=	12 or 24 Volts DC
Output Power	=	from 250 to 12,000 Watts Continous
Output Current	=	up to 33 Amps AC
Peak Output	=	up to 140 Amps AC
Output Rating	=	up to 10.0 horse power
Input Current	=	up to 600 Amps DC
Battery Charger Output	=	up to 140 Amps DC, 28 Amps AC

List of Standard & Add-On Options

Configuration limitations vary for each product, but available options can include:

- UL & CUL listed
- Quasi wave form stabilizer
- Quasi wave form smoothing filter
- Thermally-controlled cooling fan
- Ground fault circuit interrupt (GFCI) outlet protection
- Ground fault circuit interrupt (GFCI) hard wire output protection
- Enclosed AC and DC cable connections with strain relief
- Integrated ON / OFF switch
- Remote ON / OFF switch hookup
- Battery voltage indicator with push-to-test
- Output circuit breakers
- Branch breakers
- Automatic electronic short circuit / overload protection
- Automatic high temperature shutdown
- Automatic low battery shutdown with in-rush delay
- Automatic 120/240 VAC input voltage sensing
- Automatic battery conditioning
- Transfer relays (including fail-safe transfer to shore power)
- Battery chargers (including automatic safety start and power share)
- Dual output voltage, 120/240 VAC
- Remote LCD and LED display / control panels
- Motor-starting capability
- Ventless construction for moisture and dust resistance
- Elapsed time hour meter
- One-wire ground start

INTERNATIONAL STANDBY POWER SYSTEMS (EXPORT ONLY)

General Description

Depending on your AC energy requirements, there are many DIMENSIONS™ inverters available to meet your power needs:

- Single Phase Pure Sine Wave, <5% THD typical
- Single Phase Quasi Sine Wave, with wave form stabilizer

Electrical Specifications

Whether it's 120VAQC 60Hz or 230VAC 50Hz output, there is a DIMENSIONS™ inverter available to meet your power needs, with ratings including:

Input Voltage	=	12 or 24 Volts DC
Output Power	=	from 600 to 3,600 Watts Continous
Output Current	=	up to 30 Amps AC
Peak Output	=	up to 90 Amps AC
Input Current	=	up to 180 Amps DC

List of Standard & Add-On Options

Configuration limitations vary for each product, but available options can include:

- Thermally-controlled cooling fan
- AC hard wire output
- Enclosed AC and DC cable connections
- Remote ON / OFF switch hookup
- Digital signal controller for improved performance
- Output circuit breakers
- Automatic electronic short circuit / overload protection
- Automatic high temperature shutdown
- Automatic low battery shutdown with in-rush delay
- Battery chargers (temperature compensated)
- LED status display and battery voltage indicator

TRAFFIC SIGNAL BATTERY BACKUP SYSTEMS

General Description

Dimensions™ Battery Backup Systems are designed to provide reliable power to your traffic signal intersections. Through thunderstorms, blown transformers, downed power lines or other interruptions, our Battery Backup Systems will keep your LED intersections running for hours.

Electrical Specifications

Whether it's 170,2070, NEMA or external cabinet mount, there is a DIMENSIONS™ inverter available to meet your requirements, with ratings that can include:

Input Voltage	=	24 or 48 Volts DC
Output Power	=	from 1,100 to 1,700 Watts Continous
Output Current	=	up to 14 Amps AC
Peak Output	=	up to 53 Amps AC
Input Current	=	up to 60 Amps DC

List of Standard & Add-On Options

Configuration limitations vary for each product, but available options can include:

- LCD Display, easy to read, large 4 line backlit display
- Scrolling banner which lists relay status, alarms and faults
- Display shows input/output values including battery % charge
- Keypad for local programming
- Web browser interface
- Buck / boost for line interactive / automatic voltage regulation operation
- Time of day program
- Adjustable transfer points with normal and generator settings
- Six fully programmable dry relay contacts w/ low battery and timer
- Backup event and run time meters with reset
- Buck / boost event and run time meters with reset
- Event log of events, up to 200 events with export capability
- Ethernet (IP is user configurable) and RS-232 communications
- Pure Sine Wave, <3%THD, 60Hz ± 0.05%
- 3 stage, power factor corrected, fast rate charger
- Temperature compensated charging
- Transient voltage protection compliant with IEEE 587/ANSI C.62.41
- Thermally –controlled cooling fan
- Automatic low battery shutdown
- Completely connectorized system
- Caltrans approved version available

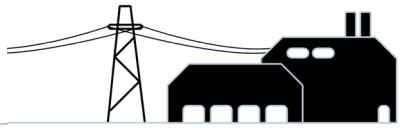

INDUSTRIAL (HIGH VOLTAGE)

General Description

For industrial locations, where high voltage is a must, DIMENSIONS™ inverters come in a single phase quasi sine wave form, capable of accepting up to 300VDC input. DIMENSIONS™ also offers 250VDC input UPS and transient voltage surge suppressors.

Electrical Specifications

When high voltage DC input is needed, there is a DIMENSIONS™ inverter available to meet your requirements, with ratings that can include:

Input Voltage	=	32, 36, 48, 64, 125, 250 or 300 Volts DC
Output Power	=	from 500 to 10,000 Watts Continous
Output Current	=	up to 83 Amps AC
Peak Output	=	up to 240 Amps AC
Output Rating	=	up to 5.0 horse power
Input Current	=	up to 300 Amps DC

List of Standard & Add-On Options

Configuration limitations vary for each product, but available options can include:

- Quasi-sine wave with waveform stabilizer
- Thermally-controlled cooling fan
- Ground fault circuit interrupt (GFCI) outlet protection
- Enclosed AC and DC cable connections
- NEMA type 12 enclosure
- Remote ON / OFF switch hookup
- Output circuit breakers
- Automatic electronic short circuit / overload protection
- Automatic high temperature shutdown
- Automatic low battery shutdown with in-rush delay
- Transfer relay

Sensata Technologies is one of the world's leading suppliers of sensing, electrical protection and control solutions across a broad array of industries and applications in the automotive, appliance, aircraft, industrial, military, heavy vehicle, heating, ventilation and air conditioning, telecommunications, recreational vehicles, marine, medical, information processing, electronic power supply, power generation, construction, agricultural, and alternative energy markets.

For more information, please visit our web site at **www.sensata.com**

- AIRPAX™ 6600 & 6700 bimetal thermostats
- AIRPAX™ hydraulic magnetic circuit breakers & protectors
- LINEGARD™ GFCI & ELCI
- AIRPAX™ power switches
- AIRPAX™ modular distribution systems

Sensata Technologies
Power Protection
807 Woods Road
Cambridge, MD 21613 USA
Tel: 410.228.4600 (Main)
Fax: 410.228.3456
E-mail: cmbinfoppp@sensata.com
http://airpax.sensata.com

- KLIXON™ thermal & aircraft circuit breakers
- KLIXON™ bimetal thermostats
- AIRPAX™ bimetal thermostats (not 6600 & 6700)
- KLIXON™ airflow sensors

Sensata Technologies
Precision Products
529 Pleasant Street, MS 1-38
Attleboro, MA 02703 USA
Tel: 508.236.3800
Fax: 508.236.2266
E-mail: klixonmail@list.sensata.com
http://www.klixon.com

- DIMENSIONS™ DC to AC power inverters
- DIMENSIONS™ battery chargers

Sensata Technologies
Power Protection
4467 White Bear Parkway
St. Paul, MN 55110 USA
Tel: 800.553.6418 (Toll-free)
Tel: 651.653.7000 (Main)
Fax: 651.653.7600
E-mail: inverterinfo@sensata.com
http://dimensions.sensata.com

Sensata
Technologies

The World Depends on Sensors and Controls

©2012 Sensata Technologies, Inc. All rights reserved worldwide. Printed in USA, revised April 2012.
Doc # 245-500-5003

Important Notice: Sensata Technologies reserves the right to make changes to, or to discontinue, any product or service identified in this publication without notice. Before placing orders, users should obtain the latest version of the relevant information to verify that the information being relied upon is current.

Sensata Technologies assumes no responsibility for customers' product designs or applications. Users must determine the suitability of the Sensata device described in this publication for their application, including the level of reliability required. Many factors beyond Sensata's control can affect the use and performance of a Sensata product in a particular application, including the conditions under which the product is used and the time and environmental conditions in which the product is expected to perform. As these factors are uniquely within the user's knowledge and control, it is essential that the user evaluate the Sensata product to determine whether it is fit for a particular purpose and suitable for the user's application. Sensata Technologies products are sold subject to Sensata's Terms and Conditions of Sale which can be found at: www.sensata.com/terms.htm