

CONFERENCE SITE BRANDING OPPORTUNITIES



Escalators Center Strips

Escalator Strip from Lobby to 2nd Floor.

The second floor is home to Registration, Solutions Center, meals, and the General Sessions.

SIZE: 12"w x 680"l

COST: \$2,100

SIDES: 1

Escalator Strip from 2nd to 3rd Floor.


Kevin Samuelson will be meeting with top executives on the 3rd Floor.

Key visibility for top decision makers!

SIZE: 12"w x 680"l

COST: \$1,800

SIDES: 1



Escalator: floor 2 / Side Panels

The second floor is home to Registration, Solutions Center, meals, and the General Sessions. **Everyone will see these.**

Side Panels along escalator:

(same dimensions for each)

SIZE: 32" w x 41" h

COST: \$340 (each panel)

SIDES: Double-sided

QTY: 3 panels

(specify **Left, Center, or Right**)

Material: Cling

Surface: Glass

Multiple panels may be purchased, but panels are separated by bars and grommets, preventing a long, continuous banner.



Floor 2: Corner Pre-function

HIGH VISIBILITY

Located just off the escalators, along the walkway to to Registration, Solutions Center and the General Sessions.

WINDOWS – 2 BAYS

SIZE: 106" w x 57.5" h (each pane)

OFFERING:

2 Panels (Center L + Center R)

COST: \$2,150

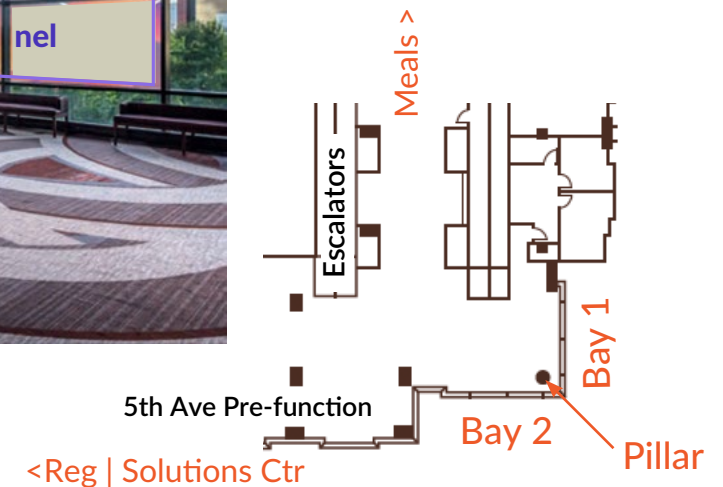
OR

4 Panels (Center L, Center R;
Bottom L, Bottom R)

COST: \$4,100

SPECIFY: BAY 1 OR 2;

2 panels OR 4 panels



Floor 2: 5th Avenue Pre-function

HIGH VISIBILITY

Located just off the escalators, along the walkway to to Registration, Solutions Center and the General Sessions.

WINDOWS — 4 BAYS

SIZE: 74.5”w x 57.5”h (each pane)

OFFERING:

2 Panels (Center L + Center R)

COST: \$1,500

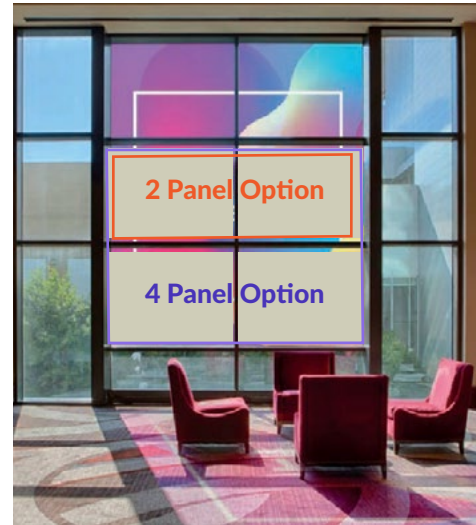
OR

4 Panels (Center L, Center R;
Bottom L, Bottom R)

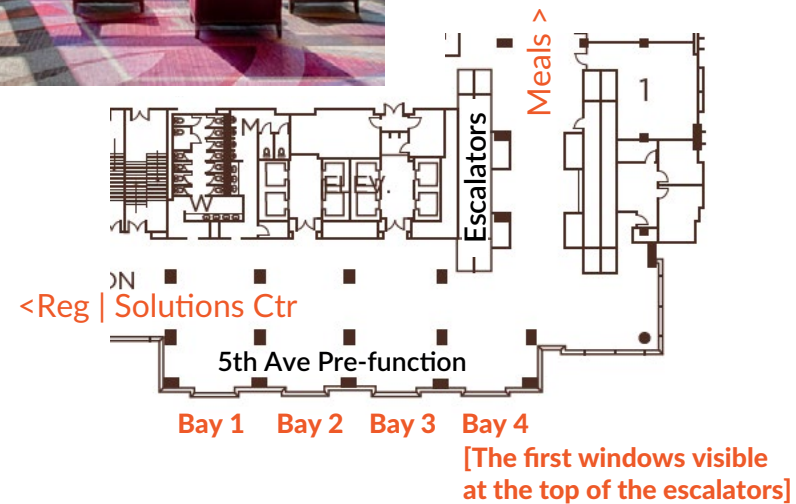
COST: \$2,800

SPECIFY: BAY 1, 2, 3, OR 4;

2 panels OR 4 panels



BAY Sample
(6 panes covered)



[The first windows visible
at the top of the escalators]

Floor 2: Legends Terrace Windows

HIGH VISIBILITY

Located just outside the terrace at the end of the hallway next to the Executive Summit.

(Audience: Key leaders)

WINDOWS – 2 BAYS

Bay 1–A: 78.50" w x 57.25" h

COST: \$850

Bay 1–B: 61.50" w x 57.25" h

COST: \$650

Bay 2–C: 61.50" w x 57.25" h


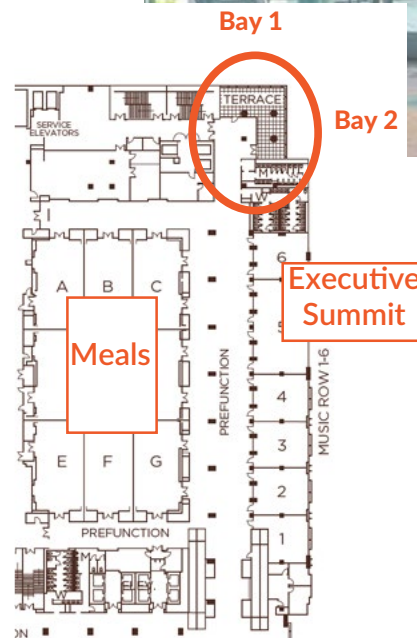
COST: \$650

OR

All 3 Windows

COST: \$2,000

SPECIFY: BAY 1–A, Bay 1–B
or Bay 2 C; OR All 3



Bay 1–A Window
is fully visible as
attendees walk
towards meals.

Escalator: floor 3 / Side Panels

Kevin Samuelson will be meeting with top executives on the 3rd Floor.

Key visibility for top decision makers!

Side Panels along escalator:

SIZE: 32" x 41"

COST: \$340 per panel

SIDES: Double-sided


QTY: 7 panels available

DIMENSIONS: 32"w x 41"h

Material: Cling

Surface: Glass

Multiple panels may be purchased, but panels are separated by bars and grommets, preventing a long, continuous banner.



Floor 3: Column at Escalator

Kevin Samuelson will be meeting with top executives on the 3rd Floor.

Key visibility for top decision makers!

May purchase full column or one side.

Full Column:

SIZE: face: 60.5”w x 88.5”h | side: 40”w x 88.5”h

Sq.Ft.: 124

COST: \$3,200

Side A OR Side B:

SIZE: 60.5”w x 88.5”h


Sq.Ft.: 38

COST: \$995

Material: Cling

Surface: Glass

Specify: Full Column or Side A or Side B



Samuelson's
Meeting Rm

Escaltors

Floor 3: Cumberland Pre-Function

Kevin Samuelson will be meeting with top executives on the 3rd Floor.

Key visibility for top decision makers!

Two Window Bays Located on Third Floor at the top of the escalators. Both Bays are the same size. **We are offering the center windows in each bay.**

PER WINDOW

SIZE: 31 sq.ft. | 74" w x 60" h

COST: \$775 per window

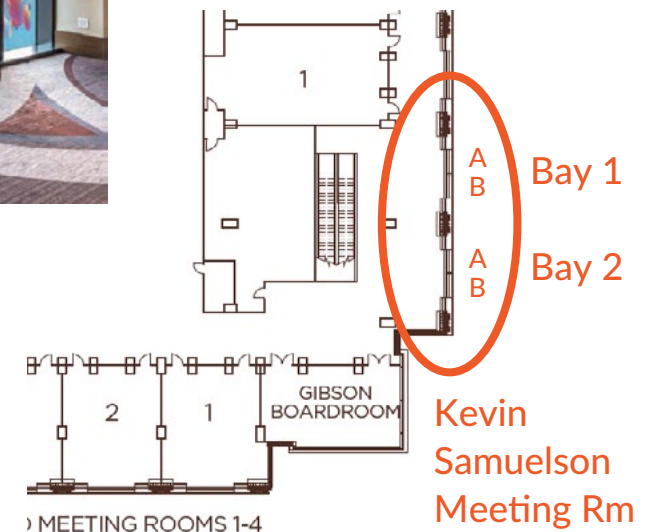
SIDES: 1

QTY: 4 Available (please specify)

Bay 1A, Bay 1B, Bay 2A, Bay 2B

Material: Cling

Surface: Glass



Printed Signage Specifications

- We recommend all files be created in Adobe Illustrator so that they are vector based. For Illustrator, if using linked image files in the design, **images should be at least 200dpi and flat (not layered PSDs) before saving** and submit as PDF's.
- Make sure to **convert all text to outlines** and **color space must be CMYK**.
- **Submit files at actual size** unless files are over 200 inches or 100 mb, then they need to be submitted at half-size.
- Files should have no crop marks and no bleed.
- Graphics requiring contour cutting must include vector cut lines, which will allow for precise printing and cutting.
- When saving files as PDF's please make sure to flatten all layers and deselect the "Preserve Illustrator/Photoshop Editing Capabilities" option in the Illustrator/Photoshop PDF Preset dialogue box when saving to reduce the PDF file size.
- Please name the files to coincide with the space being branded and type of branding (escalator, window, mirror, etc.)
- **All files must be submitted no later than April 24 .**
- Upload files via the Quick Link at the top of the conference resources page or click [here](#).
Use the password *harmonyTC25*
- For all finalized files and graphic production, please send all files (and any questions) to Karen Brown (kbrown@membersinc.com) or Cheryl Nemazie (cnemazie@membersinc.com).