

HOW TO BOOK A COURT WITH THE KNLTB APP!

No booking is required to follow lessons or participate in an open session.



Go to Google Play or the Apple App Store, search for KNLTB app, and install the app on your phone or tablet with the logo shown here.

Open the app. On the home screen, search for 'Kadoelen' (without ATC). You will then see our logo; select it.

You will then see the login screen. Log in with your association (KNLTB) number and your password, if known. Or make an account.

Your association number is on your KNLTB card. If you have forgotten your password or do not know it, click on "Forgotten your password?". You will then receive an email with a link to create a new password.

You can also request a new password at ledenadministratie@atckadoelen.nl. You can also use these login details to log in to our website. When you log in for the first time, you will be guided through the app's features and will eventually arrive at your own ATC Kadoelen environment.



At the bottom of the screen, you will now see a menu bar (see image).

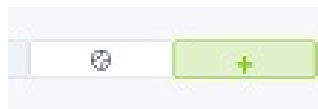
Home is your own page.

Click on "Spelen" and you will be taken to the screen where you can reserve a court (see image). You will see the court schedule for the current day. If you want to make a reservation for another day, click on the calendar at the top right and select a date.

You can make reservations up to 60 hours in advance.

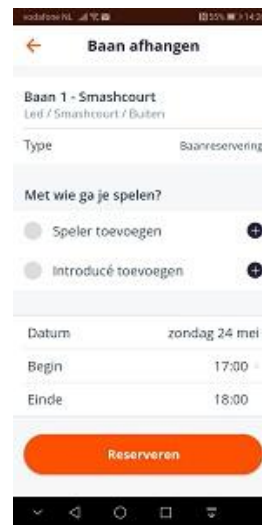
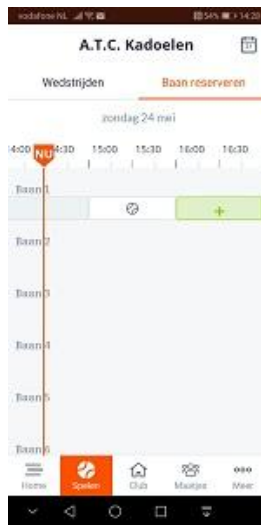
The green squares with a + are the available hours per court.

White is already reserved.



Menu,

With 'Club' you can access the news items, Calendar, your bar duty schedule and the member list. With "Maatjes" you can register your regular teammates. With 'More' you can adjust the app settings and see your own playing strength.



Select a date if you want to make a reservation for the next day. Select a court and time by clicking on the green box with “+”. Select a player to add by clicking on the black “+”; you can search for a player by name. Players you regularly play with can be added and immediately displayed on the screen for you to choose.



If you have done everything correctly, you will see a ball or your photo in a white box in your chosen time slot. If you click on it, you will see the names of the players. Something not right? Press cancel. The last screen will give you a confirmation. On the Home screen, you can check your court reservation and cancel it if necessary. Not playing after all? Cancel your reservation so other members can reserve the court.

You will receive confirmation of your reservation by email.

Courts can be reserved from 60 hours before the start time.

You can make up to six reservations with a guest (Introduc ) per year.

Pay in advance for guests (Introducés) when booking with the KNLTB App.

Book a court in the usual way with the KNLTB App.

Add a guest, fill in the requested details and, after adding this guest, you will see “Pay for booking (€7.50)” at the bottom. After clicking on this, you will be redirected to the payment page (Winkelmandje) and pay with IDEAL or, after confirmation, with your Bank App.

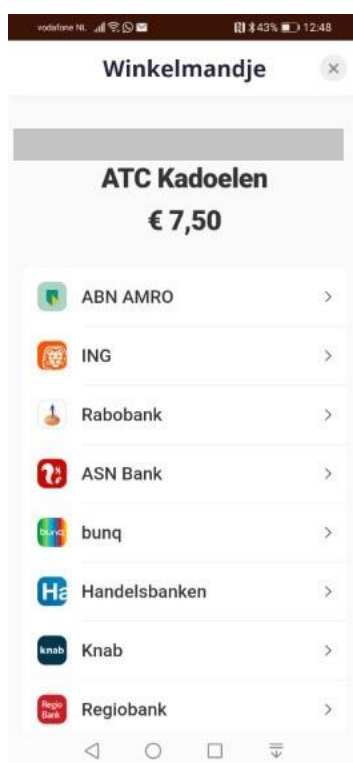
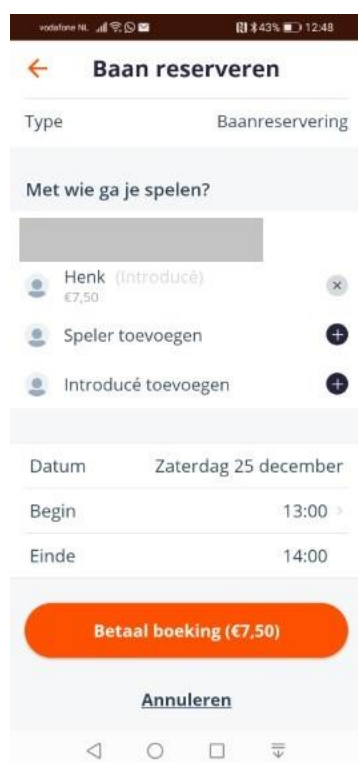
After payment, the court will be reserved, and you will receive a confirmation via info@atckadoelen.nl.

Payment failed or cancelled?

An unpaid or failed reservation will be highlighted in red in the overview and will be removed after 15 minutes.

Cancelling a paid reservation?

A paid reservation can be cancelled up to 30 minutes before the start time, and the € 7.50 will then be refunded.



Our members may make a reservation with a guest up to maximum six times per year.
The Board.