

ROOFING TORCH PRODUCTS

GOSS 
PROFESSIONAL TORCH EQUIPMENT

GOSS 


ROOFING • DRYING • HEATING

ROOFING TORCH KIT

- High Heat Output
- Durable Construction
- Exterior Drying/Heating
- Adjustable Propane Flame
- Lever for High Pressure Burst



Distributed by Alfred Building Products

GOSS  GOSS, INC. • 1511 ROUTE 8 • GLENSHAW, PA U.S.A. 15116-2301
www.gossonline.com

GOSS 


ROOFING • DRYING • HEATING

ROOFING TORCH KIT

- High Heat Output
- Durable Construction
- Exterior Drying/Heating
- Adjustable Propane Flame
- Lever for High Pressure Burst



Distributed by Alfred Building Products

GOSS  GOSS, INC. • 1511 ROUTE 8 • GLENSHAW, PA U.S.A. 15116-2301
www.gossonline.com



ROOFING • WEED BURNING • THAWING

These torches can be used for roofing, heating, drying, weed burning and many other applications that require large volumes of heat. At the squeeze of a lever, operator can go from pilot flame to a full-brush flame as needed. Torches have adjustable pilot valve and stand. Heavy-duty, all brass regulator included with these kits.


SINGLE TORCH KITS

KP-414M-H

Contents: AP-140M Igniter Torch, (26" Length)
HEF-25 Hose and EP-80G Regulator.

KP-145-H

Contents: AP-45 Detail Torch, (14" Length)
HEF-25 Hose, EP-80G Regulator and MP-1 Striker.



KP-414M-H (shown)

KP-145-H (shown)


COMBO TORCH KITS

KP-450QM-H

Contents: AP-140M Igniter Torch, AP-45 Detail Torch,
HEF-25 Hose, EP-80G Regulator,
BRS-776 quick disconnect
fittings and MP-1 Striker.


KP-450M-H

Contents: Same as KP-450QM-H
except without quick disconnect.



KP-450QM-H (shown)

TORCHES & PARTS



AP-140M

- Push button piezo ignition tip
- 500,000 BTU flame tip
- Swivel hose connection
- 26 Inches total length
- BPC-6M tip end



AP-45

- Short extension
- 60,000 BTU flame
- Swivel hose connection
- 14 Inches total length
- BPC-5 tip end



BPC-6M

- Tip w/ piezo igniter
- 2" Diameter

BPC-5

- Detail tip
- 1-1/4" Diameter

GOSS® INTERCHANGEABLE EXTENSION TORCH



READY-FLAME COMBINATION TORCHES FOR ROOFING, HEATING & HEAT SHRINKING

AP-54

Designed for continuous or intermittent use. At the squeeze of a lever, operator can go from pilot flame to full-brush flame as needed. Has adjustable pilot valve.

Match tips and extensions below for your needs or see complete kits at bottom of page.

TIP ENDS FOR EXTENSIONS

Engineered to provide a variety of heat and flame characteristics when combined with the handles and extensions on this page. Screws onto "EX" extensions.

TIP NO.	FLAME	DIAMETER	BTU'S @ 40 psi
BP-2TE	Pencil*	1"	11,000
BP-5TE	Brush*	1-3/8"	57,000
BP-6TEC	Brush*	2"	300,000
BP-66C <i>Piezoelectric ignitor tip.</i>	Brush*	2"	300,000

BRASS EXTENSIONS FOR TORCHES




EXTENSION	DESCRIPTION (INCHES)
EX-4B	4" Bent
EX-12B	12" Bent
EX-18B	18" Bent
EX-18S	18" Straight
EX-24B	24" Bent
EX-30B	30" Bent

READY-FLAME KITS

KP-104-H (Short 4" Extension), Non-Igniter
Contents: AP-54 Torch, EX-4B Ext, BP-6TEC Tip, EP-80G regulator, MP-10 Torch stand, HEF-25 hose, and MP-1 lighter.

KP-118-H (Includes 18" Extension), Non-Igniter
Contents: AP-54 Torch, EX-18B Ext, BP-6TEC Tip, EP-80G regulator, MP-10 Torch stand, HEF-25 hose, and MP-1 lighter.

KP-118M-H (18" Extension w/ Igniter Tip)
Contents: Same as KP-118-H except with BP-66C igniter tip end.



HAND IGNITOR TORCH

Large Brush Flame Feature



GP-600BF

- Ignitor torch for disposable cylinders
- Light weight
- Great for detail work
- Patch repair and core samples
- Torch puts out 23,000 BTU's

PROPANE REGULATORS

Use only with vapor withdrawal cylinders. All brass regulators used only with propane torches and furnaces. Adjustable pressure from 5 to 60 PSI. UL Listed with POL CGA-510 Inlet spud and nut, 1/4" NPT openings, and 9/16 – 18 LH hose outlet.

EP-70G Has 0 to 60 PSI outlet pressure gauge for propane gas.

EP-80G Has 0 to 70 PSI outlet pressure without gauge for propane gas.



VAPOR "PROPANE ONLY" GAS HOSE

Quality flexible hose utilizes the standard 9/16–18 LH hose fittings.

Working pressure: 350 PSI.
Outside diameter: 9/16"
Inside diameter: 1/4"

HOSE NO.	LENGTH (ft.)
HEF-6	6
HEF-10	10
HEF-12	12
HEF-20	20
HEF-25	25



Not for use with Natural Gas.



MP-100
Cylinder Holder

Keeps torch and tank upright.

DISPOSABLE CYLINDERS



QLP
Propane Fuel
Cylinder

Net wt.: 14.1 oz.
(400 gm.)
Disposable steel cylinder. Fits most standard propane torches and other propane appliances.



QLM-Pro
MAP-Pro™

Net wt.: 14.1 oz.
(400 gm.)
Disposable steel cylinder containing a composition of Propylene.



MP-1
Lighter

Single flint lighter.
(Flint included.)



MP-2-5
Lighter

Holder of 5 flints
for MP-1 lighter.



MP-10
Torch Stand

Supports torch to eliminate relighting and prevents the hot tip from touching the work surface. Fits EX style extensions.



MP-19
Torch Stand

QUICK CONNECT ADAPTER



BRS-776
Connected Together



BRS-776M



BRS-776F

BRS-776 Quick Change Adapter

- High flow design
- Made of brass & aluminum
- UL Listed
- Connects torch to hose

