

Pure Freude
an Wasser



SMART DESIGN, **SUPERIOR HYGIENE**

GROHE SENSIA
ELECTRONIC BIDET TOILET

new



GROHE SENSIA

REDEFINE YOUR BATHROOM EXPERIENCE

Engineered for the discerning homeowner, the Sensia Electronic Bidet Toilet promises a higher standard of daily well-being. Crafted with the best of GROHE technology, Sensia embodies superior cleanliness and improved hygiene in a sleek, sophisticated design. This automated, touchless bidet toilet features auto open/close, auto flush, self-cleaning dual nozzles for independent front and back cleansing, and an intuitive remote control for easy access to additional comfort features. Investing in the Sensia is an investment in cutting-edge technology, outstanding performance, and an elevated expression of self-care.





ENHANCED CLEANSING & COMFORT

Self-cleaning dual nozzles function independently to thoroughly cleanse front and back with a soothing, warm-water spray while significantly reducing the spread of germs and cross-contamination. Warm air drying and room deodorizing add a heightened level of comfort and freshness.



GROHE DUAL NOZZLE

2 Sprays for gentle, intimate cleaning. The front spray and the rear spray offer different spray angles, both adjustable for comfort & temperature.



FRONT SPRAY

Gentle shower for feminine hygiene.



REAR SPRAY

Adjustable spray for gentle rear cleaning.



MASSAGE SPRAY

This spray lets you alternate between soft and strong sprays, creating a pulsating effect designed to leave you feeling clean and refreshed.



OSCILLATING SPRAY

Get a soft, natural, effective clean and great coverage from the gently oscillating spray nozzle.



ADJUSTABLE SHOWER ARM

Adjustable arm for optimizing spray position.



UNLIMITED WARM WATER

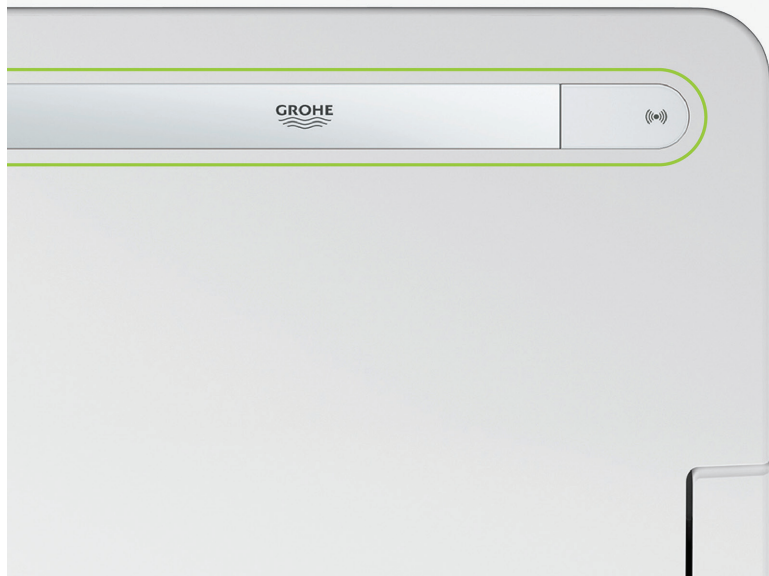
Warm water supplied constantly.

ADJUSTABLE SHOWER PRESSURE

Select and set your ideal spray pressure.


FORM MEETS FUNCTION

Softly rounded edges reflect a clean, contemporary aesthetic and call attention to Sensia's intuitive, state-of-the-art design.



ENGINEERED TO SELF-CLEAN

Always clean, always hygienic, the Sensia bidet toilet is engineered with advanced features to ensure cleanliness, inside and out, before and after use. These unique functions reduce cross contamination, impede the spread of germs, and make cleaning easy.



AUTO PRE-WASH

Wets the bowl before use to improve cleanliness



NOZZLE GUARD

When not in use, nozzles are concealed to protect against exposure to dirt and bacteria



INFINABRIGHT

Surface coating reduces dirt and bacteria build-up ensuring the surface shines longer



RIMLESS

Rimless bowl for easy cleaning



AUTOMATIC FLUSH

Automatic no-touch flush offers maximum hygiene



SELF-CLEANING SPRAY ARM

Hygienic spray arms that clean themselves



EXCHANGABLE SPRAY HEAD

Easy to replace for simple maintenance, the spray head can easily be exchanged for another.

PREMIUM FEATURES OFFER COMFORT & CONVENIENCE

Exceptional by design, the Sensia Electronic Bidet Toilet combines essential features for superior hygiene with a host of added luxuries for a truly indulgent experience.



**COMFORTABLE
HEATED SEAT**

Enjoy the gentle comfort of a heated seat for your toilet, keeping away any unpleasant chills, even in cold weather.



**AUTOMATIC
OPEN & CLOSE**

Keep hands clean and free with a sensor that opens the seat and lid – or lid only – as you approach, and closes again when you leave.



**SOFT NIGHT
LIGHT**

A soft light for gentle nighttime illumination, operated by a motion sensor.



**WATER-SAVING
DUAL FLUSH**

Save up to 50% more water than a standard 1.6 gpf (6 Lpf) toilet by choosing a light flush of 0.8 gpf (3.0 Lpf) or a full flush of 1.28 gpf (4.8 Lpf)



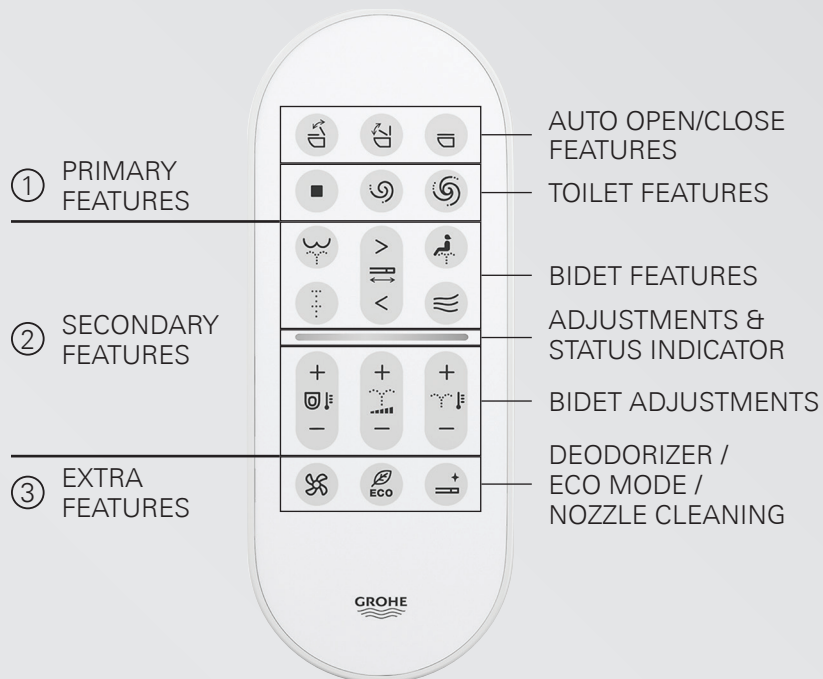
**ODOR
ABSORPTION**

Control and minimize smells thanks to double-action odor control – an air-shield keeps smells inside the bowl while a carbon filter neutralizes them.



AIR DRYER

Gentle yet fast drying with temperature-adjustable warm air for enhanced hygiene and comfort.



INTUITIVE REMOTE CONTROL

Wall-mount installation

For easy access and convenient storage

Hand-held use

Engage functions with fingertip ease

Personalized experience

Easy-to-understand icons for individual comfort

TECHNICAL SPECIFICATIONS



131886SH00

GROHE Sensia electronic bidet toilet.
0.8 gpf (3.0 lpf) or 1.28 gpf (4.8 lpf)

- Vitreous China elongated seamless bowl
- Dual, Adjustable Nozzles
- WaterSense dual flush 1.28/0.8 gpf (4.8/3.0 Lpf)
- Automatic open/close lid & seat
- Rimless Bowl design
- Self-cleaning nozzles before and after use
- Removable nozzles
- Nozzle Guard
- Optional automatic flush setting
- Integrated instant heater
- Automatic Heated seat (6 temperature levels)
- Warm air dryer (3 temperature levels + Off)

- Adjustable water control settings; pressure (6 levels), temperature (6 levels), massage and oscillation
- Automatic deodorizer with active charcoal filter
- InfinaBright Surface
- Prewash to help prevent buildup
- External manual flush button for power outages
- One-touch power save (8 hours)
- Soft night light
- Remote Control
- 12" Rough
- Built-in vacuum breaker



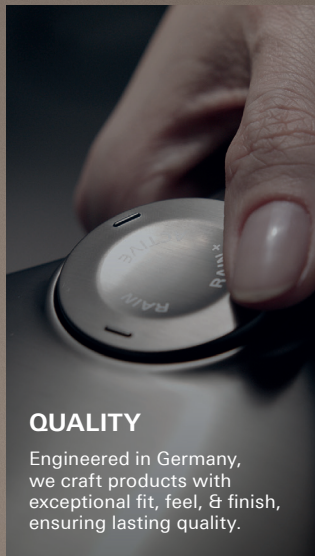
Finish options:

- SH I Alpine White

Follow us



DISCOVER THE WORLD OF GROHE AT GROHE.US & GROHE.CA



QUALITY

Engineered in Germany, we craft products with exceptional fit, feel, & finish, ensuring lasting quality.




TECHNOLOGY

We innovate technologies that enhance the daily experiences of consumers and professionals.



DESIGN

We create consumer-centric designs that allow individuals to experience Pure Joy of Water in their homes.



SUSTAINABILITY

We deliver uncompromising water experiences that minimize resource consumption from production to usage.

GROHE®, the GROHE logo and all associated product names are exclusively owned by GROHE AG, and are registered or unregistered trademarks in the U.S. and internationally. ©2024 GROHE, AG. All rights reserved.

GROHE America
Tel.: 1-855-815-4726
grohetechnicare@lixil.com
www.grohe.us

LIXIL Canada Inc.
Tel.: 1-855-836-9617
grohetechnicare@lixil.com
www.grohe.ca

© 03/2026 AS America, Inc.
SAC26E294

PART OF **LIXIL**