

DENTAL CARE FOR CATS AND DOGS

What to look out for and how to help



Cats and dogs mouths are not a clean place, they are full of bacteria!

In cats and dogs, periodontal disease is more common, where the gum areas around the tooth become infected with a build-up of tartar. If left untreated, the tooth loosens in the socket causing pain and discomfort, ending with loss of the tooth.

LEARN HOW TO SPOT THE SIGNS OF DENTAL DISEASE

If your pet presents any of the following signs, it's important you bring them to the practice.



RELUCTANCE TO EAT



RED OR BLEEDING GUMS



YELLOW OR BROWN BROKEN TEETH

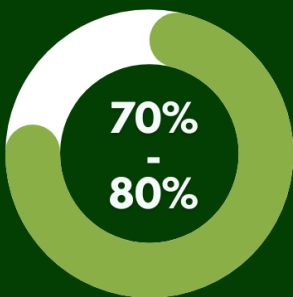


SALIVATION OR SWELLING OF THE FACE



BAD BREATH

DENTAL FACTS TO CHEW ON



OF CATS & DOGS OVER 3 YEARS OLD HAVE A DEGREE OF DENTAL DISEASE

EVEN SENIOR PETS SHOULDN'T HAVE BAD BREATH



LEFT UNTREATED, DENTAL DISEASE CAN DAMAGE A PETS INTERNAL ORGANS








SMALL DOGS ARE MORE LIKELY TO DEVELOP DENTAL ISSUES, DUE TO THE SIZE OF THEIR TEETH IN RELATION TO THEIR MOUTHS.



HOW TO PROMOTE GOOD DENTAL HEALTH



-  ARRANGE A DENTAL CHECK WITH US TWICE A YEAR
-  FEED YOUR PET A SPECIAL DENTAL DIET IF RECOMMENDED
-  ON OCCASION PROVIDE DENTAL CHEWS
-  TRY AND BRUSH YOUR PET'S TEETH REGULARLY, IF POSSIBLE
-  CHECK YOUR PET'S TEETH ON A WEEKLY BASIS