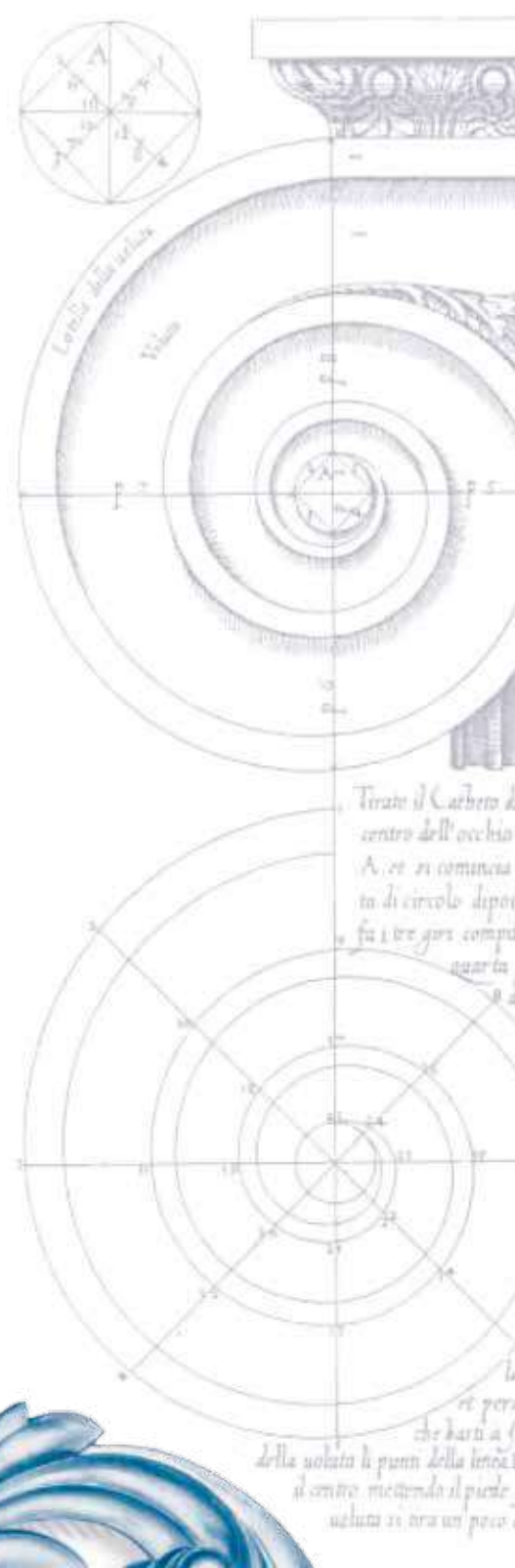


TRADIZIONE
DI BELLEZZA

The tradition of the beauty

STUCCHIDEA



SOMMARIO

Summary



L'AZIENDA
I - VI



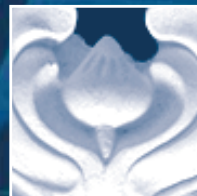
FASCE
PAG. 1



CORNICI
PAG. 3



ANGOLARI
PAG. 10



FREGI
PAG. 19



GUSCI
PAG. 24



PORTALUCE
PAG. 36



APPLIQUE
PAG. 40



MENSOLE
PAG. 44



COPRIGANCI
PAG. 50



ROSONI
PAG. 52

STUCCHI DECORATIVI IN GESSO



CONTRO
SOFFITTI PAG. 70



BASAMENTI
PAG. 71



COLONNE
PAG. 72



CAPITELLI
PAG. 78



LESENE
PAG. 79



SOVRAPPORTE
PAG. 81



BASSORILIEVI
PAG. 87



STATUE
PAG. 97



NICCHIE
PAG. 100



RIVESTIMENTI
CAMINI PAG. 103

STUCCHI IDEA

STUCCHIDEA. LA COSTANTE RICERCA DELLA PERFEZIONE.




*The constant search
of the perfection.*

Da oltre trent'anni Stucchidea srl progetta e realizza stucchi, elementi decorativi su disegno in gesso armato e controsoffitti in ogni stile, per soddisfare le esigenze di Architetti, Arredatori e Privati.

Essa conserva e tramanda negli anni una tradizione attraverso l'esperienza manuale e creativa dell' "Arte del Modellare" affinché Stucchidea rimanga un'azienda leader nel settore, sia per la formatura e la creazione dei prodotti eseguiti nel "nostro laboratorio", sia per l'esecuzione accurata e scrupolosa della posa in opera eseguita con personale specializzato, al fine di garantire quella qualità totale a cui la nostra ditta da così tanti anni si ispira.

La nostra Azienda per la cura dei suoi prodotti e la sua esperienza è stata scelta da molti anni come espositore ufficiale della Fiera di Roma "Casa Idea".



It has been over thirty years that "Stucchidea s.r.l." has designed and created STUCCO-WORK, decorative items on reinforced plaster and many kind of decorated ceilings, to please all the Architects and interior designers needs. Stucchidea has got a great tradition that keep growing through the years and that will mantain the factory has a leader in her range. Very important for us are: creation and execution quality, and the possibility of working with a very qualified staff. Because of our care and experience Stucchidea s.r.l., praises italian style home and abroad. For the accuracy of creations, our manufacturing concern has been selected for many years as official exhibitor in the Rome fair "Casa Idea".

LAZIENDA
The Company



STUCCHIDEA
IANNINI

STUCCHIDEA. LA PASSIONE E' DIVENTATA TRADIZIONE.



La realizzazione dei nostri manufatti decorativi ed architettonici viene effettuata completamente a mano da esperti decoratori e modellatori. Gli elementi decorativi grazie alla loro adattabilità possono essere modellati nelle forme più diverse affinché concorrano alla sistematica decorazione degli ambienti. Frutto di una accurata ricerca estetica, i nostri prodotti permettono il loro impiego in ambienti dal gusto classico, ma anche con uno stile moderno che ne esalti l'ecletticismo e la fantasia.



Our decorative and architectural manufacture is completely hand-made from our modelling and decoration experts. Decoration subjects may be modelled in various shapes, thanks to its own adaptability, just to concur in a real exploitation of the interiors. As a result of a careful aesthetical research, our manufacture may be employed in classic places, but even in a modern style that exalt its eclecticism and versatility.

STUCCHIDEA. UNA LAVORAZIONE ARTIGIANALE RICCA DI TRADIZIONE.

LAZIENDA
The Company



STUCCHIDEA
IANNINI

IL NUOVO MATERIALE IN FIBRA DI VETRO CHE RESISTE AL GELO AGLI URTI ED AL CALORE

Un passo avanti

Dalla perfetta sinergia tra esperienza e ricerca nasce oggi Plaster Out, un materiale forte e durevole, anch'esso ecologico con il quale la Stucchidea ha superato ostacoli che per il gesso semplice sembravano insormontabili. Infatti il Plaster Out viene realizzato con caratteristiche che gli consentono, all'interno di resistere agli urti, e all'esterno di sopportare l'azione degli agenti atmosferici. Plaster Out è il frutto di un'accurata ricerca che unisce alla qualità del dettaglio numerosi vantaggi tecnici, perchè può essere realizzato con diversi sistemi strutturali, che gli conferiscono leggerezza per quelle applicazioni in alto come nel caso di mensole e cornici, o pesantezza ove richiesto, se da utilizzare per colonne e basamenti. Infine, dettaglio non trascurabile, è da ricordare che il Plaster Out, può essere rifinito con qualsiasi tecnica pittorica e l'effetto finale è sempre garantito.

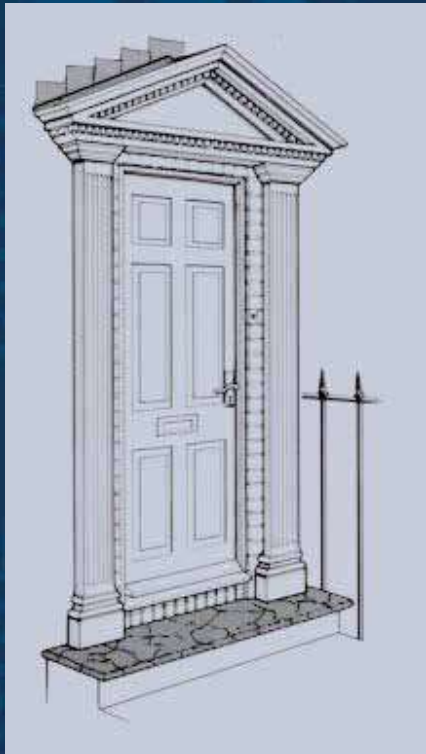

La Novità nel mondo degli stucchi.



A more toward progress

From perfect struggle between experience and research comes today Plaster Out, a material very strong and durable, it is as well ecological and with it Stucchidea has overcome obstacles that with simple gypsum could have been difficult.

Infact the Plaster Out, is realised with the characteristic that permits to an internal resistance of its, from external body or acts from atmospheric agents. Plaster Out is an out product of an accurate research that unites to the quality of the detail numerous advantageous techniques, because it could be realised with different structural systems that go lightly for that applicable in up in the case of corbel or moulding, it could as well be used in terms of columns and pillar basements. In conclusion, it is wise to note, that Plaster Out could be polished with any type of painting technique and the final effect is always guaranteed.



FASCE

Art. 35



1,5
8,5

Art. 901



0,8
9,8

Art. 905



0,9
14,5

Art. 907



1,2
18,5

Art. 142



6
15

Art. 903



1,0
12,0

FASCE

Art. 909



2.2
17,5

Art. 934



1.5
7,7

Art. 936



1.0
5,1

Art. 937



1.4
7,7

Art. 906



1.3
14,8

Art. 904



1.5
14

Art. 938



0.3
5

Art. 908



2.8
23

CORNICI *Corniches*

Art. 15



4,2
1,1

Art. 26



4,7
1,8

Art. 17



4,9
1,5

Art. 12



3,5
0,7

Art. 33



3,4
1,3

Art. 20



4,2
1,5

Art. 08



3,1
1,7

Art. 24



3
1,9

Art. 18



3,6
1,8

Art. 13



2,8
1,7

Art. 22



5,6
1,8

Art. 67



12,5
7,5

Art. 59



8,8
4,0

Art. 21



4,5
1,9

CORNICI

Corniches

Art. 27



5,6



Art. 58



6,5



Art. 48



8,2



Art. 29



5,7



Art. 30



7,2



Art. 03



6,5



Art. 46



8,3



Art. 32



7,6



Art. 05



6,8



Art. 55



4,5



Art. 36



3,4



CORNICI

Corniches

Art. 34



0,5
2,5

Art. 07



1,2
1,6

Art. 11



3

Art. 16



1,5
4

Art. 39



2
5,5

Art. 01



3
3,5

Art. 02



2,2
5,2

Art. 37



2
6,5

Art. 58/b



4,5
5,5

Art. 39/b



2
5,5

Art. 40



2,5
9,5

Art. 41



2,5
9,5

Art. 04



3
7

CORNICI

Corniches

Art. 53



6,1 3,7

Art. 42



12,5 4,7

Art. 43



13,3 4,3

Art. 44



5,5 2,5

Art. 45



6,3 3,5

Art. 60



11,3 4,5

Art. 61



12 4,3

Art. 50



13 7

CORNICI

Corniches

Art. 54b

Art. 62

Art. 31

Art. 28

Art. 57

Art. 38

Art. 08b

Art. 52

Art. 47

Art. 60b

Art. 64



4,7
1,6



9,7
3,5



8
3



5,7
4




4,5
2,3



7,3
3,4



3,7
1,8



4,5
2,2



7,5
3,4



20
6,6



4,8
1,5

CORNICI

Corniches

Art. 11b



1,5
4,2

Art. 10



0,8
2

Art. 51



0,9
2,2

Art. 23



1,1
2,8

Art. 63



1,5
3,6

Art. 14



1,3
3

Art. 25



1,4
3,6

Art. 06



1,6
2,9

Art. Ps3



3
3

Art. Ps5



5
5

Art. Ps7



7
7

Art. Ps10



10
10

Art. 2042



3
3

Art. 2144



5
5

Art. 145



5
23,5

CORNICI

Corniches

Art. 2161

Art. 68

Art. 54

Art. 61b

Art. 65

Art. 709

Art. 3009

Art. 3021*

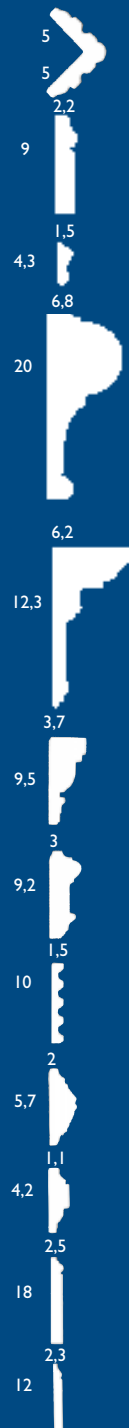

*Misure disponibili cm 6, 8, 9, 10, 11, 12, 15
e misure maggiori su ordinazione

Art. 265

Art. 2009

Art. 2167

Art. 2093



ANGOLARI
Angles


Art. C95
cm. 68x37



Art. A95
cm. 50x50



Art. L95



Art. 2009



Art. AL 147
cm. 40x42,5



Art. 147 (vedi gusci)
cm. 31,5x22

Art. AL 07
cm. 17x17



Art. AL 09
cm. 19,5x19,5

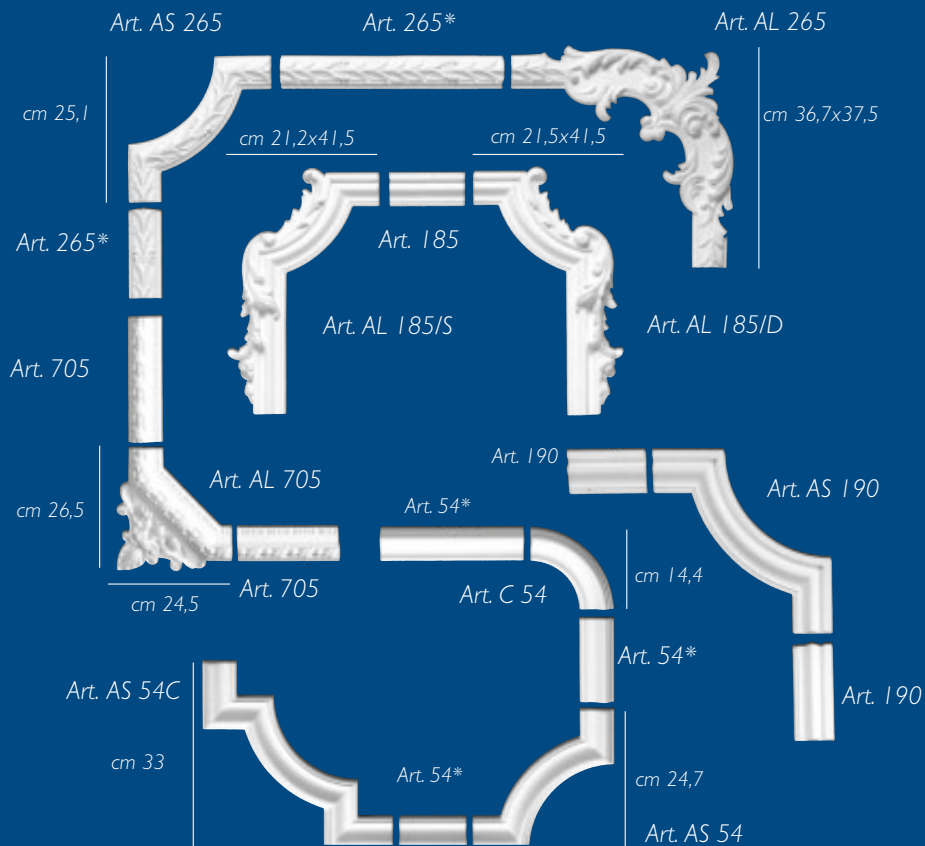
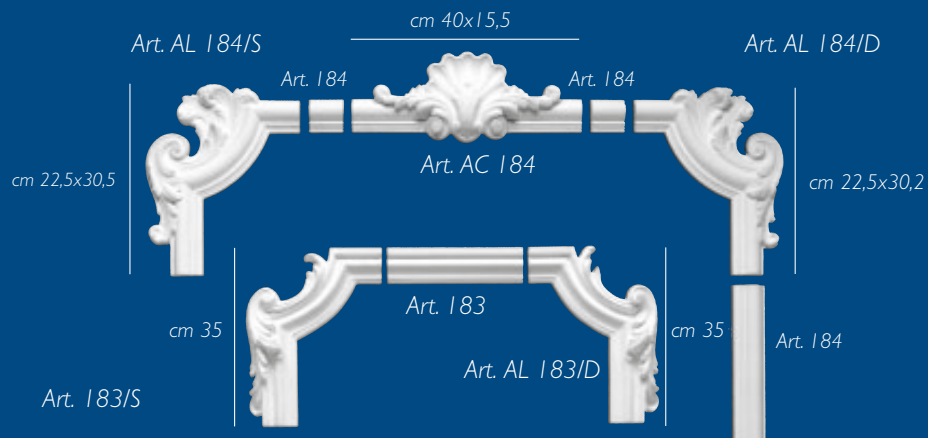


Art. 09*

Art. 07*

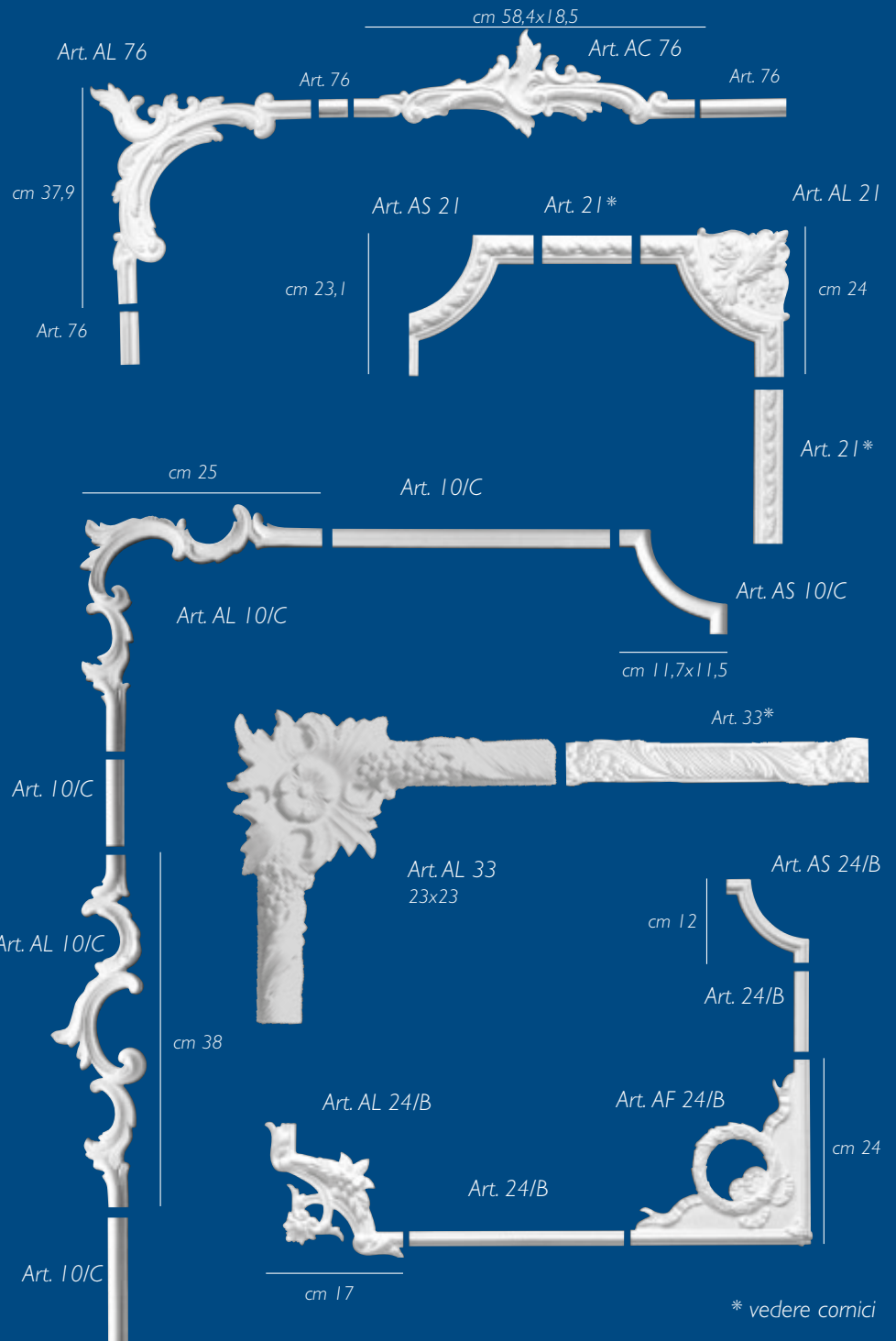


ANGOLARI Angles



* vedere cornici

ANGOLARI Angles



* vedere cornici

ANGOLARI *Angles*

Art. AL 16
cm 21x21



Art.16*

Art. AS 06
cm 16x16



Art.06*

Art. AL 08
cm 20,5x20,5



Art.08*

Art. AL 15
cm 22,5x22,5



Art.15*


Alcuni esempi di angolari

* vedere cornici

ANGOLARI

Angles

Art. AS 07
cm 13x13



Art. AS 08
cm 18x18



Art. AS 54b
cm 20x20




Art. AS 36
cm 22x22




Art. 36*

Art. 54b*

Art. AL 64
cm 23x23



Art. AL 13
cm 22x22

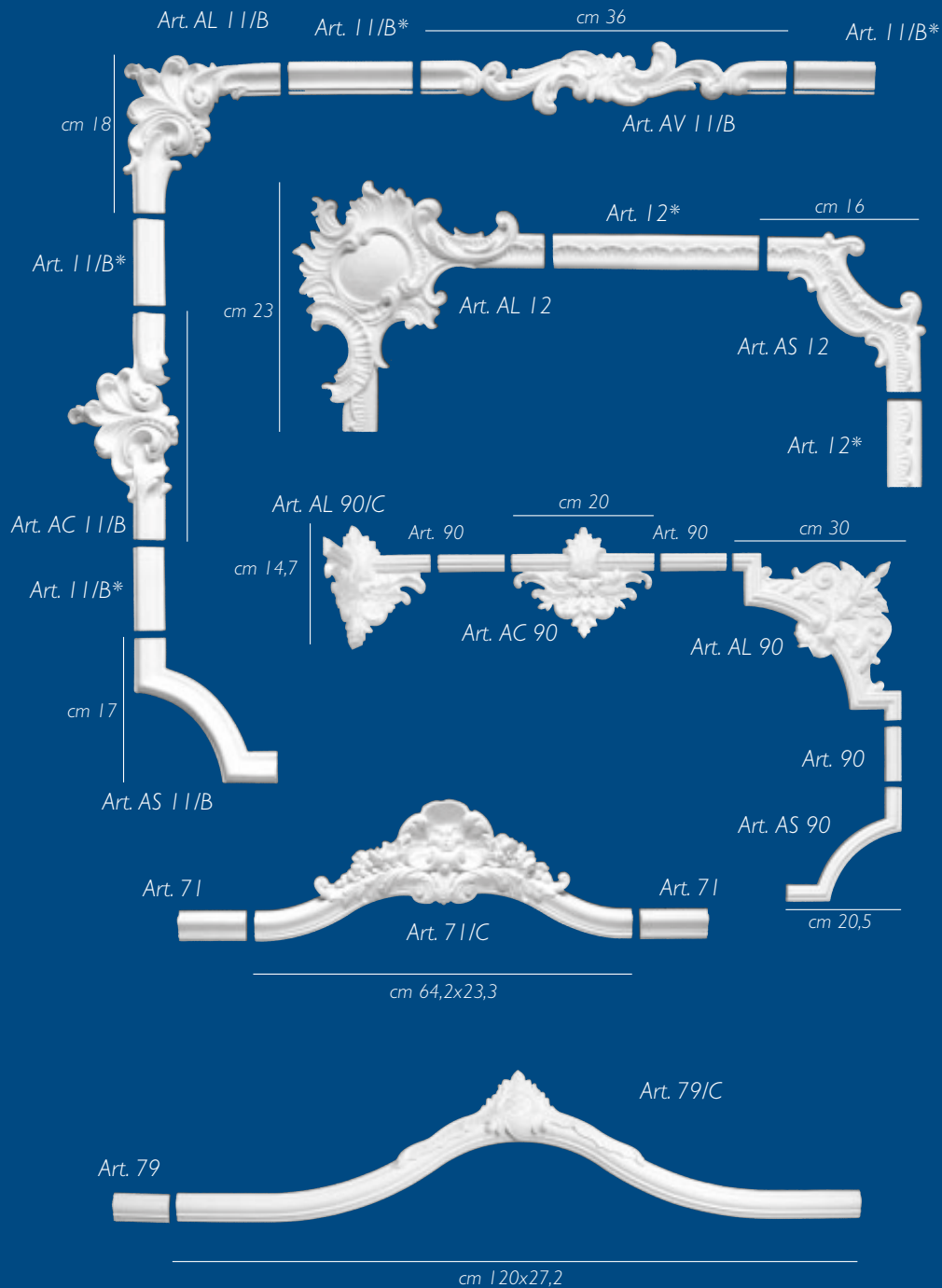


Art. 64*

Art. 13*

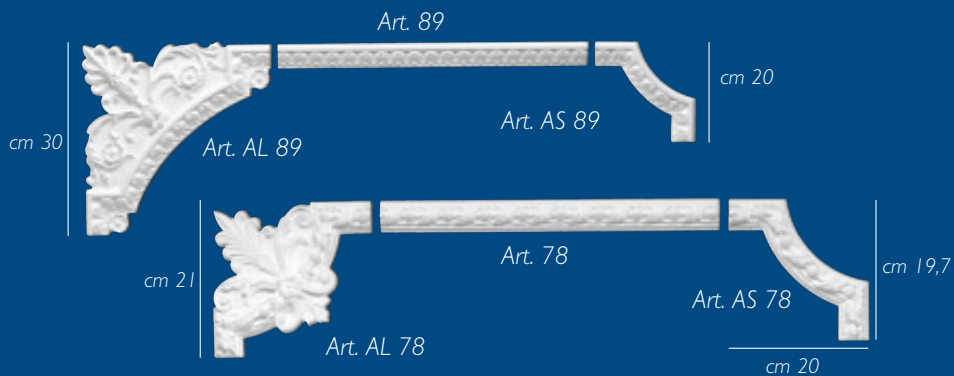
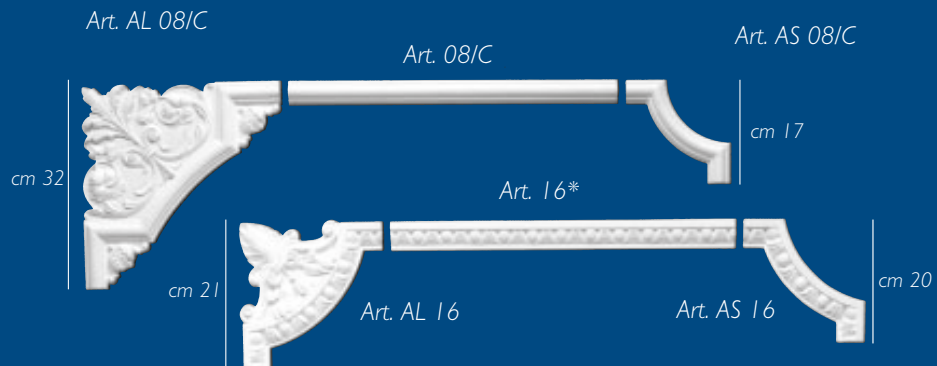

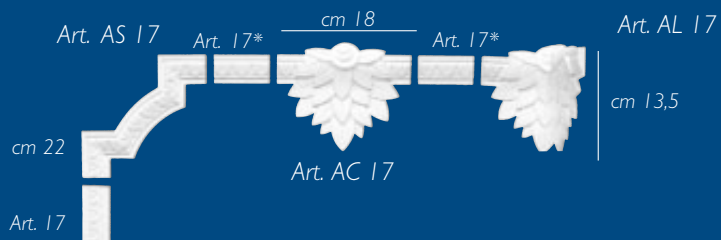
* vedere cornici

ANGOLARI *Angles*

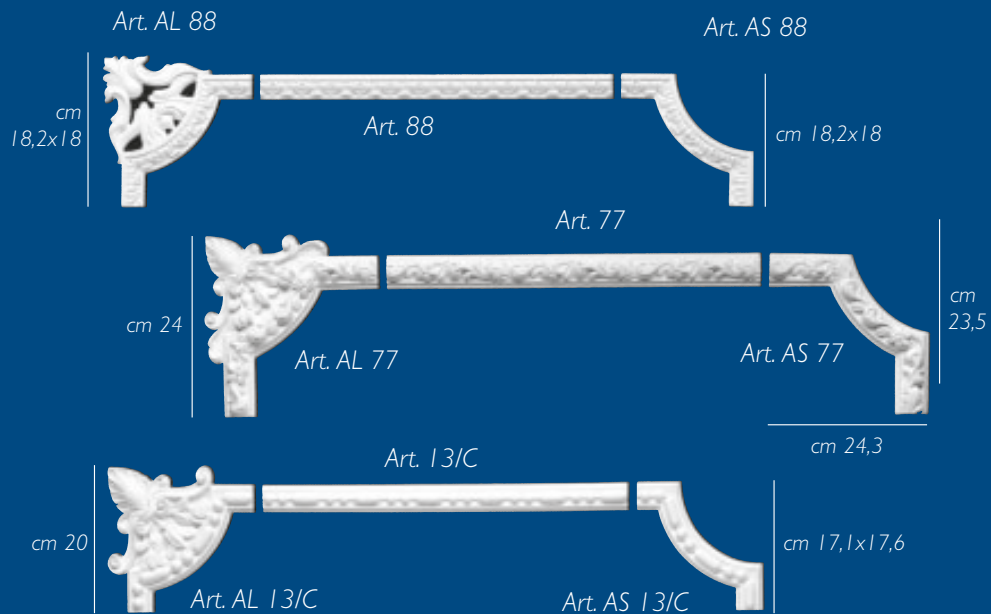


* vedere cornici

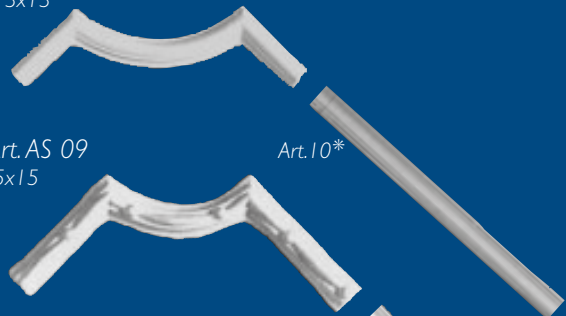
ANGOLARI Angles



ANGOLARI Angles



Art. AS 10
13x13



Art. 09*

* vedere cornici

ANGOLARI

Angles


Art. AS 13
cm 15,5x15,5



Art. AS 14
cm 18x18



Art. AS 34
cm 12x12



Art. AS 20
cm 20x20



Art. 20*

Art. AS 17
cm 20x20



Art. 17*

Art. AS 11
cm 20x20



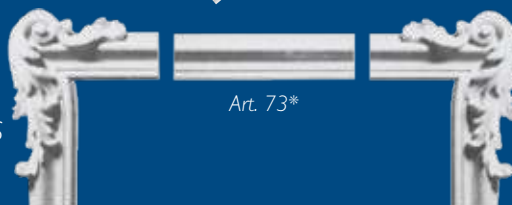
Art. 11*

Art. AS 63
cm 22x22



Art. 63*

Art. AL 73/S
cm 32x24,5



Art. 73*

Art. AL 73/D
cm 32x24,5

Art. AL 11/C
cm 34,5x34,5




Art. 11/C*

FREGI Ornament

STUCCHIDEA
IANNINI

cm. 30

cm. 40



Art. 2015

cm. 32


cm. 52



Art. 2014

cm. 40

cm. 40



Art. 655

Art. 656

cm. 30



Art. 3015

cm. 32

Art. 3010
cm. 50



cm. 18

Art. 684



Art. 689

cm. 18

cm. 23


cm. 17

Art. 683

cm. 51

Art. S324

cm. 28



Art. S 328

cm. 22



FREGI
Ornament



Art. 1200
cm 49x32



Art. 1230
cm 35x28



Art. 3040
cm 52x36



Art. 2017
cm 53,2x32



Art. 2020
cm 67x43



Art. 1028
cm 30x30



Art. 1024
cm 23x23



Art. 513
cm 40x6



Art. 1026
cm 25x20



Art. 1025
cm 51x27


FREGI Ornament




Art. 660



Art. 665



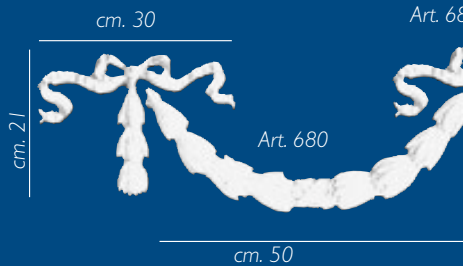
Art. 690




Art. 691



Art. 661




Art. 681



Art. 663



Art. 667



Art. 321

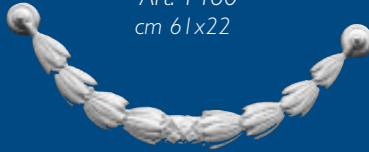
FREGI Ornament



Art. 1413
cm 73x38



Art. 1019
cm 50x46



Art. 1460
cm 61x22



Art. 1450
cm 86x37

cm 52x21



Art. 1290

cm 33



Art. 1360

cm 18

cm 24

cm 68



Art. 2009
cm 81,5x95,5



Art. 950

cm 63

Art. 958 cm 53

Art. 960 cm 53



cm 53

Art. 959



Art. 758/S/D
cm 40



Art. 759/S/D
cm 53

Art. 782
cm 40

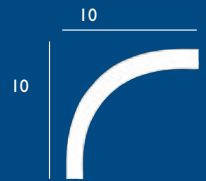
Art. 785
cm 40



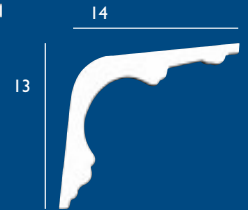
cm 40

Art. 781
cm 45


Art. 124



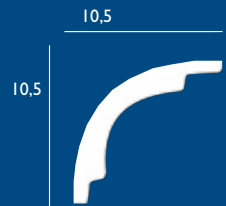
Art. 109



Art. 131



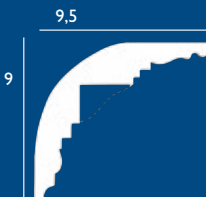
Art. 108 *



Art. 99



Art. 113



GUSCI

Corniche courbées



* Dello stesso modello sono disponibili le seguenti dimensioni:
Art. 108/b (cm. 16x16); Art. 108/c (cm. 20x20); Art. 108/d (cm 25,2x25,2).

Art. 104



7.7

7.6



Art. 117




7

7.8



9

Art. 118



9



Art. 106



8.5

10



Art. 105



9.6

9.7



Art. 126



8.3

7



Art. 115



8.2

7.6



6

Art. 120



7



GUSCI
Gorniche courbes


Art. 97



Art. 95



Art. 96



Art. 101



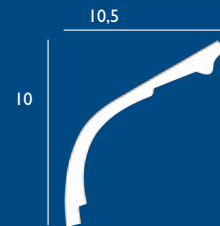
Art. 102



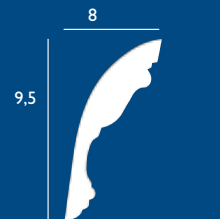
Art. 103



Art. 110




Art. 112



Art. 121



Art. 122



Art. 206



Art. 791



Art. 125



Art. 127



Art. 130



8



9

2,3



3

26



12,5

20



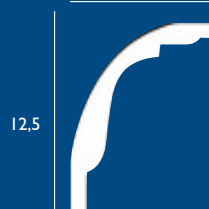
20,5

7,5



7,5

10



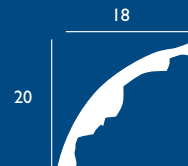
12,5

15




16

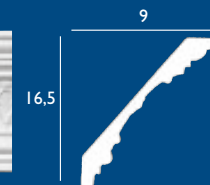
Art. 799



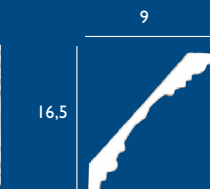
Art. 140



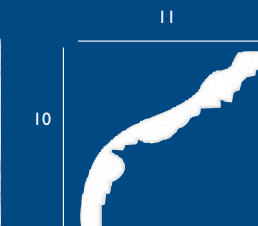
Art. 715/B




Art. 715



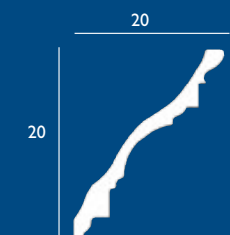
Art. 203



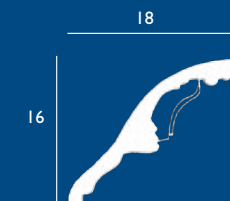
Art. 137



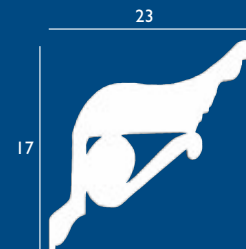
Art. 138



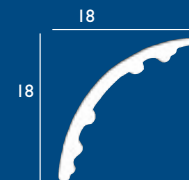
Art. 141



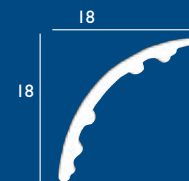
Art. 143



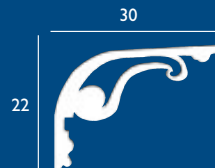
Art. 144b



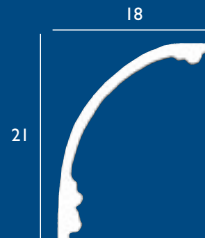
Art. 144



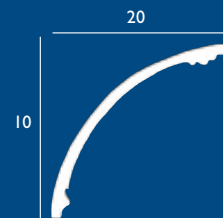
Art. 148





Art. 149



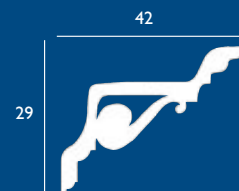
Art. 150



Art. 155



Art. 156



Art. 180



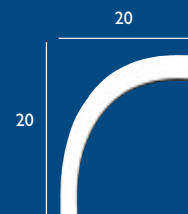
Art. 49



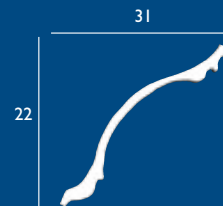
Art. 128 *

* dello stesso modello sono disponibili
 le seguenti dimensioni:

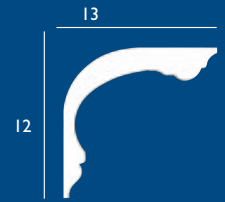
- art. 107 (14x14); art. 129 (22x22);
- art. 132 (30x30); art. 133 (40x40);
- art. 134 (50x50); art. 135 (60x60)
- art. 183 (80x80); art. 184 (30x50);
- art. 185 (16x18).



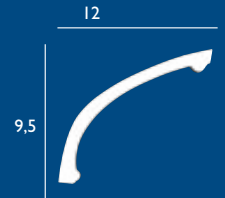
Art. 147



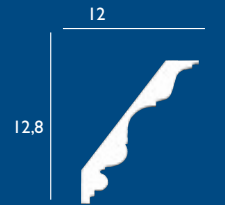
Art. 116



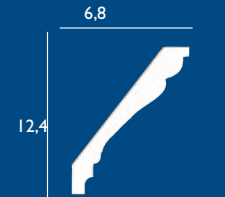
Art. 111



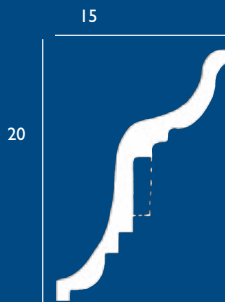
Art. 94



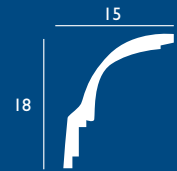
Art. 93



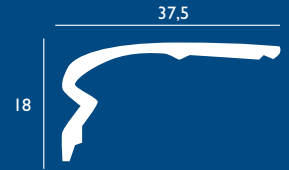
Art. 157



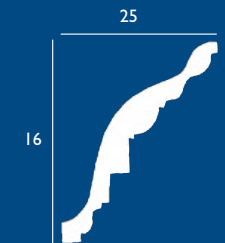
Art. 211



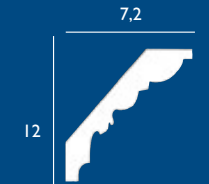
Art. 781



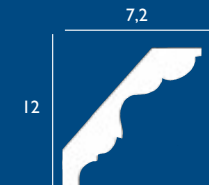
Art. 154



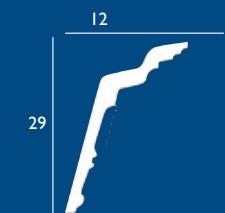
Art. 91



Art. 92



Art. 146



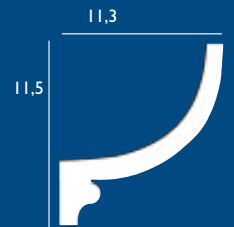
Gusci raccordo tra parete e soffitto



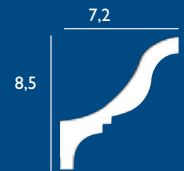
Articolo <i>Article</i>	Descrizione <i>Description</i>	Dimensioni h <i>Dimension h</i>	Dimensioni l <i>Dimension l</i>
G 101	Gola di gesso Plaster Corner-Covering	3,5 cm	3,5 cm
G 95	Gola di gesso Plaster Corner-Covering	5,1 cm	5,1 cm
G 95/B	Gola di gesso Plaster Corner-Covering	7,5 cm	7,5 cm
G 124	Gola di gesso Plaster Corner-Covering	10 cm	10 cm
G 107	Gola di gesso Plaster Corner-Covering	14 cm	14 cm
G 185	Gola di gesso Plaster Corner-Covering	16 cm	18 cm
G 128	Gola di gesso Plaster Corner-Covering	20 cm	20 cm
G 129	Gola di gesso Plaster Corner-Covering	22,3 cm	22,3 cm
G 129/B	Gola di gesso Plaster Corner-Covering	26 cm	26 cm
G 132	Gola di gesso Plaster Corner-Covering	30 cm	30 cm
G 184	Gola di gesso Plaster Corner-Covering	30 cm	50 cm
G 132/C	Gola di gesso Plaster Corner-Covering	35 cm	35 cm
G 133	Gola di gesso Plaster Corner-Covering	40 cm	40 cm
G 133/A	Gola di gesso Plaster Corner-Covering	45 cm	45 cm
G 134	Gola di gesso Plaster Corner-Covering	50 cm	50 cm
G 135	Gola di gesso Plaster Corner-Covering	60 cm	60 cm
G 135/A	Gola di gesso Plaster Corner-Covering	70 cm	70 cm
G 183	Gola di gesso Plaster Corner-Covering	80 cm	80 cm
G 183/A	Gola di gesso Plaster Corner-Covering	100 cm	100 cm

PORTALUCE
Light diffusers


Art. 161



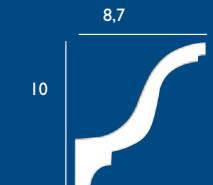
Art. 162



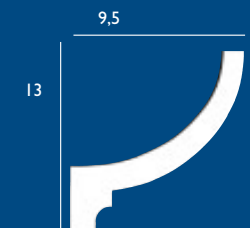
Art. 166



Art. 175




Art. 167



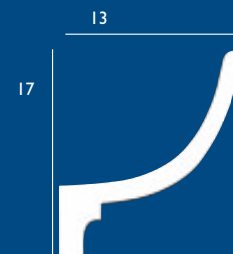
PORTALUCE

Light diffusers

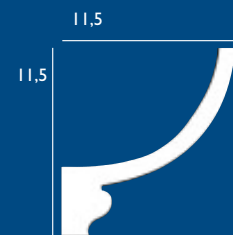
Art. 168



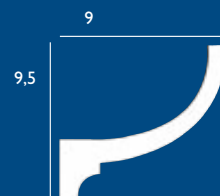
Art. 170



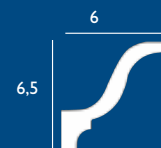
Art. 171



Art. 160



Art. 174



PORTALUCE

Light diffusers

Art. 172



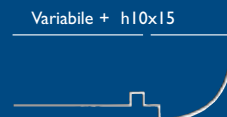
Art. 173



Art. 176



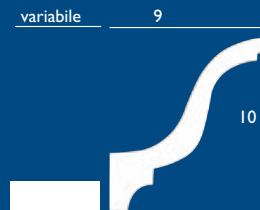
Art. P178



PORTALUCE

Light diffusers


Art. P 175



Art. P 166



Art. P 164



L= larghezza, S= sporgenza, h= altezza

Art. 1007 S 21
h 23



Art. 1006 L 42
S 18
h 22



L 31 Art. 590
S 14
h 23



Art. 1002 L 30
S 15
h 15



Art. 1004 L 42
S 18
h 22



Art. 1005 S 21
h 23



Art. 1003 L 30
S 19
h 19,5



APPLIQUE

Art. 1008



L 41,5
S 16,5
h 17

Art. 552 *

L 31
S 15,5
h 15,5



Art. 1009



L 34,5
S 18,5
h 18,5



Art. 557

L 25
S 16,5
h 16,5

Art. 552
(vedi sopra)



Art. 1019

cm. 50x50

Art. 511



L 25,5
S 17
h 31

* Dello stesso modello ci sono:
Art. 550 L = 50, S = 25, h = 25;
Art. 551 L = 36, S = 18, h = 18;
Art. 553 L = 27, S = 13,5, h = 13,5;
Art. 554 L = 18, S = 9, h = 9;
Art. 555 (allungato) L = 31, S = 13, h = 11.

APPLIQUE

Art. 565

L 31
S 9,5
h 27



Art. 558

L 34,5
S 10
h 20,5



Art. 560

L 26
S 14
h 23



Art. 561

S 18
h 20



Art. 563

L 46
S 17
h 30,7



APPLIQUE

Art. 559
L 25
S 12,5
h 22,8



Art. 562
L 21,5
S 12
h 22



Art. 568
L 41
S 20,5
h 16



Art. 567
S 20
h 16



Art. 556
L 32
S 17
h 18



Art. 564
L 26
S 9,5
h 20



Art. 566
L 37
S 16
h 15



MENSOLE

Supports

cm. 14 cm. 13



Art. 500

cm. 10,5 cm. 8



Art. 502

cm. 25

cm. 16,5

cm. 14 cm. 7



Art. 501

cm. 21

cm. 24,5 cm. 22



Art. 503

cm. 32

cm. 10,5 cm. 5,5



Art. 504

cm. 12

MENSOLE

Supports

cm. variabile cm. 20



cm. 33

Art. 510

cm. 21,5



cm. 10

cm. 26

Art. 505

cm. 8

cm. 12

Art. 507



cm. 23

cm. 10



cm. 29

Art. 515

cm. 10,5

cm. 7

Art. 506



cm. 14

MENSOLE

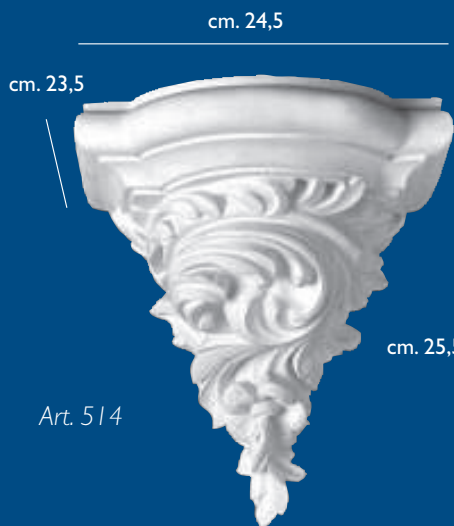
Supports



Art. 512



Art. 580



Art. 514



Art. 521

MENSOLE

Supports

cm. 21

cm. 4



Art. 518

cm. 16

cm. 32

cm. 24

cm. 32



Art. 529

cm. 25

cm. 12,5



Art. 520

cm. 30

cm. 13,5

cm. 10,5



Art. 519

cm. 34

cm. 45

cm. 12

cm. 13



Art. 517
(Sottonicchia)

MENSOLE

Supports



Art. 1503
L. 34
h. 26
S. 16



Art. 1512
L. 20
h. 28
S. 20



Art. 790
L. 18
h. 88
S. 16



Art. 793
L. 48
h. 32
S. 21



Art. 797

MENSOLE

Supports



Art. 530



Art. 511



Art. 533



Art. 531

Art. 532

COPRIGIANCI
Coverbacks

Art. 618



Ø cm. 14

Art. 623



Ø cm. 15

Art. 622



Ø cm. 20

Art. 600



Ø cm. 11

Art. 601



cm. 12x12

Art. 602



cm. 11x11

Art. 624



Ø cm. 18

Art. 616



Ø cm. 15

Art. 615



Ø cm. 16

Art. 625



cm. 25x20

Art. 612



cm. 25x15

Art. 614



Ø cm. 8

Art. 619



Ø cm. 11

Art. 639



Ø cm. 6

Art. 642



Ø cm. 6

Art. 645



Ø cm. 7

Art. 4010



cm. 9x9

Art. 4019



Ø cm. 8

Art. 4025



Ø cm. 12

Art. 3099




cm. 15x12

Art. 623/A



Ø cm. 15

Art. 3098



Ø cm. 9

ROSONI
Ceiling roses

Ø cm. 48



Art. 65

Ø cm. 44



Art. 68

Ø cm. 43



Art. 81

Ø cm. 41



Art. 85

Art. 77



Ø cm. 26

Art. 83



Ø cm. 29

Art. 62



Ø cm. 27,8

cm 89x64

Art. 244



Ø cm. 30

Art. 50



Ø cm. 26

Art. 61



Ø cm. 30

Art. 78



Ø cm. 30

Art. 249



Ø cm. 22,8

Art. 405



Ø cm. 33

Art. 67



Ø cm. 33

Art. 57



Ø cm. 35

Art. 250



Ø cm. 36

Art. 225



Art. 218



Art. 302



Art. 202



Art. 109



Art. 80



Art. 148



Ø cm. 41

Art. 71



Ø cm. 42

Art. 307



Ø cm. 42

Art. 390



cm. 41x35

Art. 231



Ø cm. 43

Art. 305



Ø cm. 45

Art. 60/B



cm. 44x23

Art. 386



Ø cm. 46

Art. 343



Ø cm. 45

Art. 829



Ø cm. 45,5

Art. 928



Ø cm. 45

Art. 262



Ø cm. 46

Art. 251



Ø cm. 47

Art. 94



Ø cm. 46

Art. 425



Ø cm. 46,5

Art. 428



Ø cm. 47

Art. 389



Ø cm. 49

Art. 811



Ø cm. 49,5

Art. 332



cm. 32,4x48,8

Art. 420



cm. 50x37

Art. 931



Ø cm. 51

Art. 248



Ø cm. 51

Art. 353



cm. 50x35

Art. 918



Ø cm. 52

Art. 113



Ø cm. 54

Art. 93



Ø cm. 51,4

Art. 92



Ø cm. 52

Art. 890



cm. 53,5x53,5

Art. 213



Ø cm. 53

Art. 333



Ø cm. 52,8

Art. 24



cm. 56x36

Art. 229




Ø cm. 53,2

Art. 421



cm. 55x40

Art. 160



Ø cm. 56,6

Art. 190



Ø cm. 51,7

Art. 422



cm. 59x47

Art. 380



cm. 58x43

Art. 207



cm. 56x31

Art. 48



cm. 60x31



Art. 230

Ø cm. 58,3



Art. 914

Ø cm. 61



Art. 74

cm. 60x42



Art. 204

cm. 38,8x63,8



Art. 242

Ø cm. 67,8

Art. 237



cm. 67x45

Art. 100




cm. 48,8x68,8

Art. 932



Ø cm. 71

Art. 805



Ø cm. 114

Art. 842



Ø cm. 91

Art. 393



Ø cm. 95

Art. 897



cm. 95x62

Art. 214/B



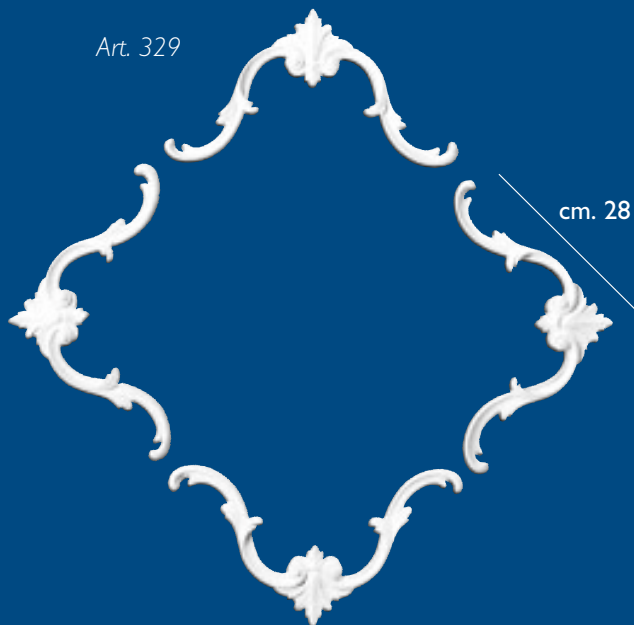
cm. 110x75

Art. 902




cm. 186x90

Art. 329



cm. 28

Art. 819



Ø cm. 100

Art. 241



Ø cm. 50

Art. 247



Ø cm. 40

Art. 306



cm. 89x64

Art. 56



cm. 42x32

Art. 58b



Ø cm. 33

Art. 228



Ø cm. 45

Art. 235



Ø cm. 63

Art. 90



cm. 54x34

Art. 214




cm. 85x60

Art. 296



Ø cm. 76

Art. 89



cm. 89x52

Art. 952




Ø cm. 84

CONTROSOFFITTI
Lacunar ceiling




cm.64



Art. C64


cm. 37



Art. 614

Art. C504

cm. 50



Art. C503


cm. 50

BASAMENTI
Basamenti


Art. BS1832
Capitello: larg. cm.40x40; h 32
Fusto: h. variabile; Ø cm.22
Larg. base cm. 30x30; h 19



Art. BS1802
Capitello: larg. cm.32x32; h 30
Fusto: h. variabile; Ø cm.20
Larg. base cm. 33x33; h 18



Art. BS1821
Capitello: larg. cm.24,5x24,5; h 19,5
Fusto: h. variabile; Ø cm.16,5
Larg. base cm. 24,5x24,5; h 21




COLONNE
Columns

OTTO
STUCCHIDEA
IANNINI

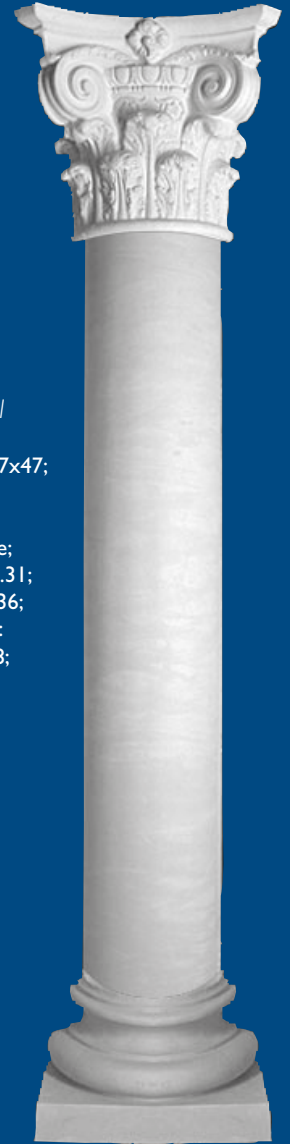

Art. 1861

Capitello: Ø cm.47x47; h 27
Fusto: h. variabile; Ø sup.cm.33;
Base larg.: cm.47x47; h 30;



Art. 1862

Capitello: larg. cm.53x53; h 48
Fusto: h. variabile; Ø cm.33,
Base larg. cm. 48x48;




Art. 1851

Capitello:
larg. cm.47x47;
h 27;
Fusto:
h. variabile;
Ø sup.cm.31;
Ø inf.cm.36;
Base larg.:
cm. 48x48;
h 28;


Art. 1812

Capitello: larg. cm.15x15; h 16;
Fusto: h. variabile; Ø cm.11,5;
Base larg. cm. 18x18; h 10;




Art. 1821

Capitello: larg. cm.24,5x24,5; h 18;
Fusto: h. variabile; Ø cm.16,5;
Base larg. cm. 24,5x24,5; h 21;



Art. 1801

Capitello: larg. cm.19,5x19,5; h19,5;
Fusto: h. variabile; Ø cm.20;
Base larg. cm. 33x33; h 18;



Art. Bs1822

Capitello: larg. cm.30x30; h 29;
Fusto: h. variabile; Ø cm.16,5;
Base larg. cm. 24,5x24,5;




COLONNE

Columns


Art. 1823

Capitello: larg. cm.26x26; h 20;
Fusto: h. variabile; Ø cm.16,5;
Base larg. cm. 24,5x24,5; h 21;




Art. 1831

Capitello: larg.
cm.32,5x32,5; h 22,5;
Fusto: h. variabile; Ø
cm.22;
Base larg.
cm. 30x30; h 19;



Art. FL

Fusto: h. 2;
Semicolonna per rivestimento pilastri
disponibile nel diametro: 16, 20, 22, 30, 36,
42, 52, 60, 70, 80, 90;




Art. BFL

Semibase per rivestimento pilastri
disponibile nelle misure di cui sopra


Art. 1801

Capitello:
larg. cm.31,5x31,5;
h 19,5;
Fusto:
h. variabile;
Ø cm.20;
Base:
larg. cm. 33x33;
h 18;



Art. 1800

Capitello:
larg. cm.41x28;
Fusto:
h. variabile;
Ø cm.20;
Base:
larg. cm. 33x33;
h 18;



Art. 1802

Capitello:
larg. cm.31,5x31,5;
h 30;
Fusto:
h. variabile;
Ø cm.20;
Base:
larg. cm. 33x33;
h 18;




COLONNE

Columns

Art. 1820

Capitello:
larg. cm.32x23;
h 19;
Fusto:
h. variabile;
Ø cm.16,5;
Base larg.:
cm. 24,5x24,5;
h 21;




Art. 1841

Capitello:
larg. cm.35,5x35,5;
h 27;
Fusto:
h. variabile;
Ø sup.cm.22,
Ø inf.cm.26
Base larg. cm.
36,5x36,5;
h 21;



Art. 1832

Capitello:
larg. cm.40x40;
h 32;
Fusto:
h. variabile;
Ø cm.22;
Base larg.:
cm. 30x30;
h 19;





Art. 1822
Capitello:
larg. cm.30x30;
h 27,5;
Fusto:
h. variabile;
Ø cm.16,5;
Base larg.:
cm. 24,5x24,5;
h 21;



Art. 1833
Capitello:
larg. cm.37x37;
h 29;
Fusto:
h. variabile;
Ø cm.22;
Base larg.:
cm. 30x30;
h 21;



Art. 1811
Capitello:
larg. cm.27x27;
h. 14;
Fusto:
Ø sup.cm.15;
Ø inf.cm.18;
Base larg.:
cm. 28x28;
h 12;

CAPITELLI
Capitals

Art. C 529 h. 19
Larg. sup. cm.24,7
Larg. inf. cm.16,3
Profondità cm. 6,5



Art. C 530 h. 35
Larg. sup. cm.50
Larg. inf. cm.34
Profondità cm. 15



Art. C 22 h. 8*
Larg. sup. cm.22
Larg. inf. cm. 27,5



Art. B 22 h. 11
Larg. cm.22



Art. 603
11x9,8
Art. 604
12x13

Art. Bs800
Basamento per colonna di dimensioni variabili




Art. C 526



h. 21,8
Larg. sup. cm.33
Larg. inf. cm.23
Profondità cm. 7,5


a* Dello stesso modello ci sono:
Art. C12 = larg. inf. cm. 12,5; h 8; larg. sup. cm. 18,5
Art. B12 = larg. inf. cm. 12; h 11; larg. sup. cm. 11,5

Capitello h32x44
Base h25x38,5
Larghezza corpo 30



Art. 1153

Capitello: h17
Larghezza sup.38
Larghezza inf.50
Base h25x38,5
Larghezza corpo 30




Art. 1155

Capitello h19,5x33
Base h21x28,5
Larghezza corpo 20



Art. 1122

Capitello h26x32
Base h10x28,5
Larghezza corpo 20



Art. 1120

Capitello h19,5x33
Base h21x28,5
Larghezza corpo 20



Art. 1145

LESENE
Stairings for columns

STUCCHIDEA
IANNINI

Cap. h18,5x24
 Base h15x24
 Largh. corpo 16,5




Art. 1114

Cap. h15x18
 Base h14x19
 Largh. corpo 12



Art. 1112

Cap. h8x18,5
 Base h14x14
 Largh. corpo 12



Art. 1111

Cap. h19,3x24,5
 Base h21x25
 Largh. corpo 16,5




Art. 1130

Capitello h20x24
 Base h3x18
 Largh. corpo 15



Art. 1142

Capitello h31x54
 Base h25x38,5
 Largh. corpo 30



Art. 1150

cm. 119

Art. 8132



cm. 42

Art. 504

cm. 110

Art. 8850

cm. 40



cm. 44




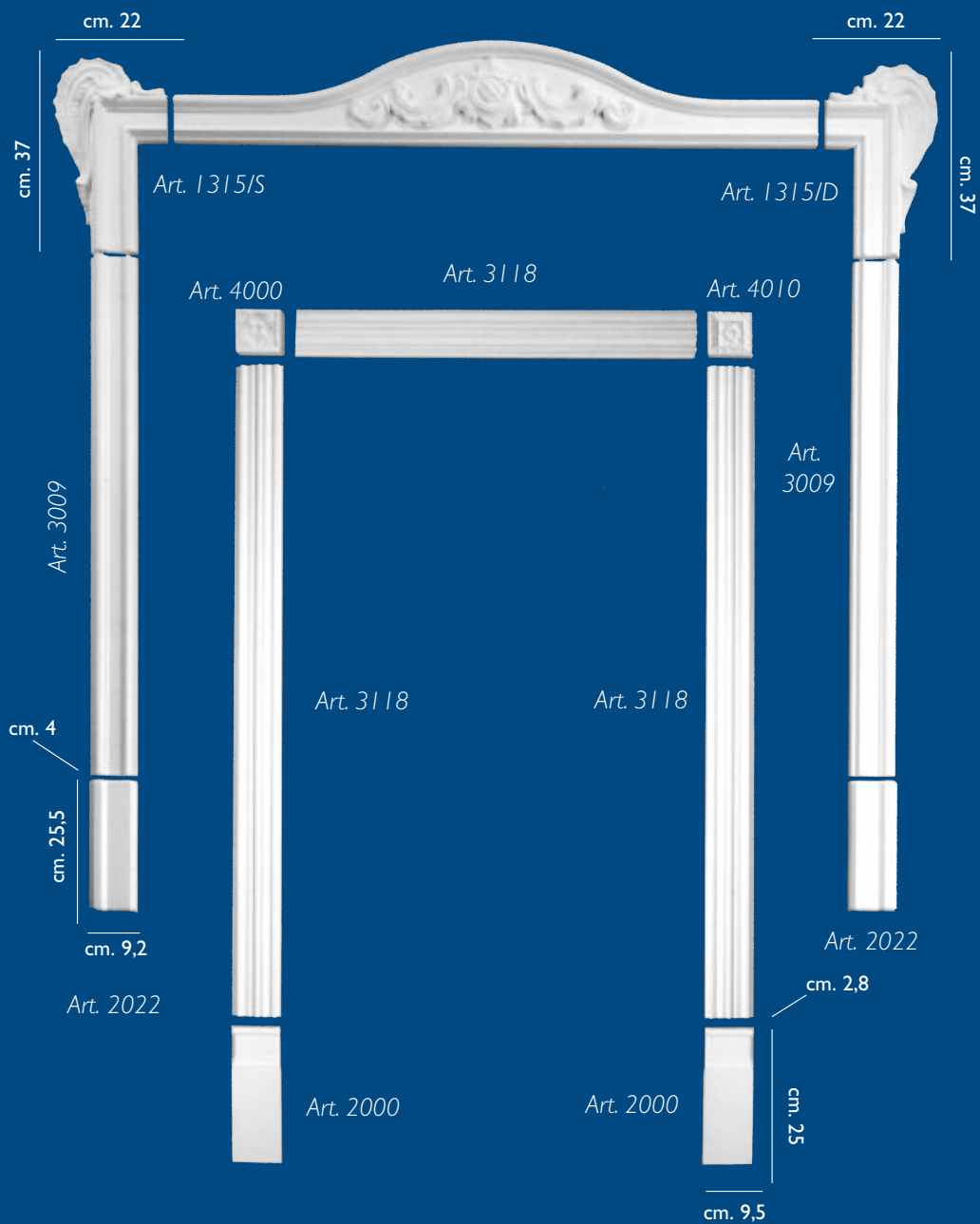
cm. 166

Art. 8860

SOVRAPPORTE
Tiles

STUCCHIDEA
IANNINI





cm. 44,6

Art. 8880



cm. 146

Art. 8136




cm. 42

cm. 120

cm. 51

Art. 8890



cm. 115

cm. 40

Art. 8895



cm. 116

cm. 27

Art. 8135



cm. 107

cm. 32

Art. 8133



cm. 99

Art. 5014

cm. 17,5



cm. 100

Art. 953

cm. 27



cm. 99

Art. 7086

cm. 38



cm. 126,5

Art. 8825

cm. 30,6



cm. 170

cm. 189,7

BASSORILIEVI
Ornamental panels

Art. 564

cm. 53



cm. 140

Art. 5940
cm. 67x57



Art. 5941
cm. 67x57



Art. 5942
cm. 67x57



Art. 7620
Ø cm. 18

Art. 7623
Ø cm. 18



Art. 7621
Ø cm. 18

Art. 572



cm. 36x26



Art. 7622
Ø cm. 18

Art. 573



cm. 36x26

BASSORILIEVI

Ornamental panels

Art. 590
cm. 43,5x37



Art. 588
cm. 43,5x37



Art. S 950

cm. 35



cm. 90

Art. 589
cm. 43,5x37



Art. 587
cm. 43,5x37



BASSORILIEVI

Ornamental panels

Art. 7609
h 50
L 60



Art. 7615
h 51
L 117



Art. 8105
h 41
L 20



Art. 8106
h 41
L 20



BASSORILIEVI

Ornamental panels



Art. 8100
h 80 x L 160



Art. 8126
cm. 54x34



Art. 8127
cm. 54x34



Art. 8128
cm. 54x34



Art. 8129
cm. 54x34

BASSORILIEVI

Ornamental panels

Art. 8101
h 96
L 96



Art. 8131
h 67
L 52



Art. 7629
h 77
L 33



Art. 7625
h 57
L 67

BASSORILIEVI

Ornamental panels

Art. 8113
h 82
L 66



Art. 8110
h 82
L 66



Art. 8109
h 73
L 51

Art. 7628
h 40
L 101



BASSORILIEVI

Ornamental panels

Art. 7630
h 61
L 51



Art. 7631
ø cm 38

Art. 7632
ø cm 38




Art. 7633
h 30
L 56



BASSORILIEVI
Ornamental panels

Art. 7636
h 74
L 58



Art. 7639
ø cm 58



Art. 8123
h 56



Art. 8122
h 56



Art. 7637
h 30
L 57

BASSORILIEVI

Ornamental panels

Art. 7638
h 60
L 90



Art. 7640
h 27
L 33



Art. 8112
h 35
L 118

BASSORILIEVI

Ornamental panels



Art. 7642
h 39
L 29



Art. 7643
h 39
L 29



Art. 7644
h 39
L 29



Art. 7645
h 39
L 29



Art. 7610
h 48
L 39



Art. 7611
h 48
L 39

STATUE
Busts

Art. S808
h 27
L 23
S 10



Art. S809
h 40
L 40



Art. S810
h 35
ø 20



STATUE

Busts



Art. S803
h 46



Art. S804
h 50



Art. S805
h 60 o 90



Art. S806
h 60



Art. S807
h 60

STATUE

Busts



Art. S800
h 60



Art. S802
h 60



Art. S801
h 65

NICCHIE Niche



Art. 8118
h 74
L 44
S 18,5



Art. N4
h Variabile su misura
L Variabile su misura
S Variabile su misura



Art. 8121
h 62
L 36
S 6

Art. 8119
h 80
L 38
S 18



Art. 517
h 12
L 45
S 13

NICCHIE

Niche



cm. 8

cm. 17

Art. 7084

h cm 79

L cm 40

S cm 18



Art. 542

h cm 67

L cm 36,5

S cm 15

NICCHIE

Niche




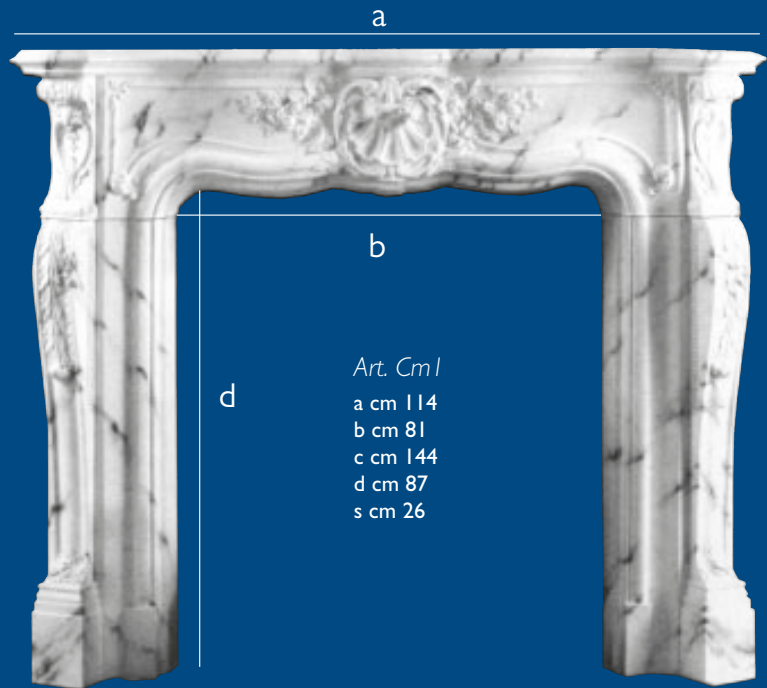
Art. 8990

h cm 78

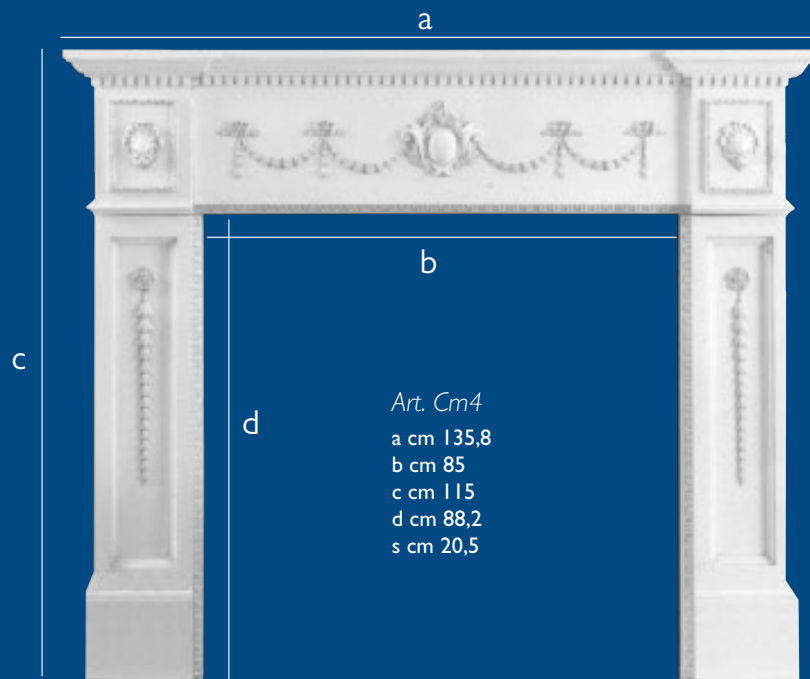
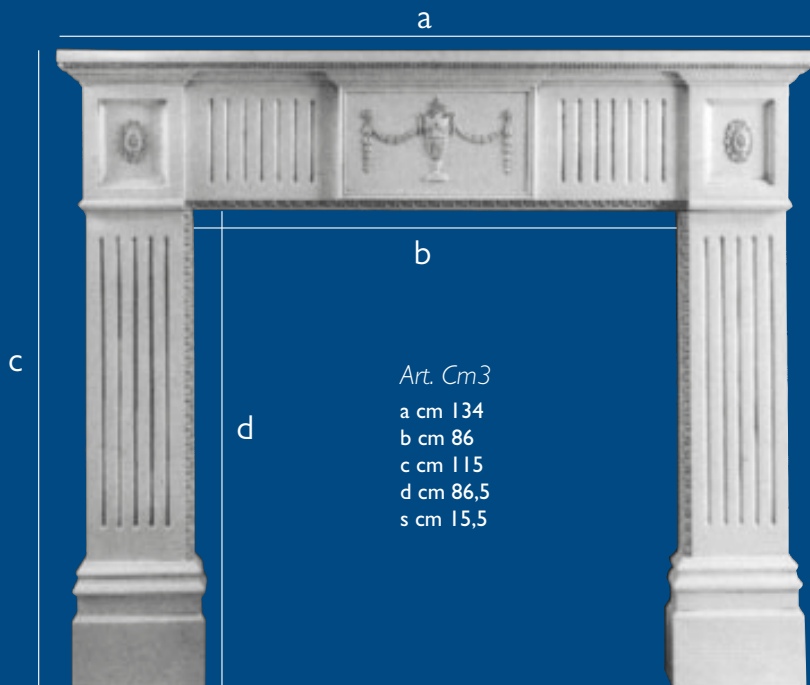
L cm 47

S cm 22,5

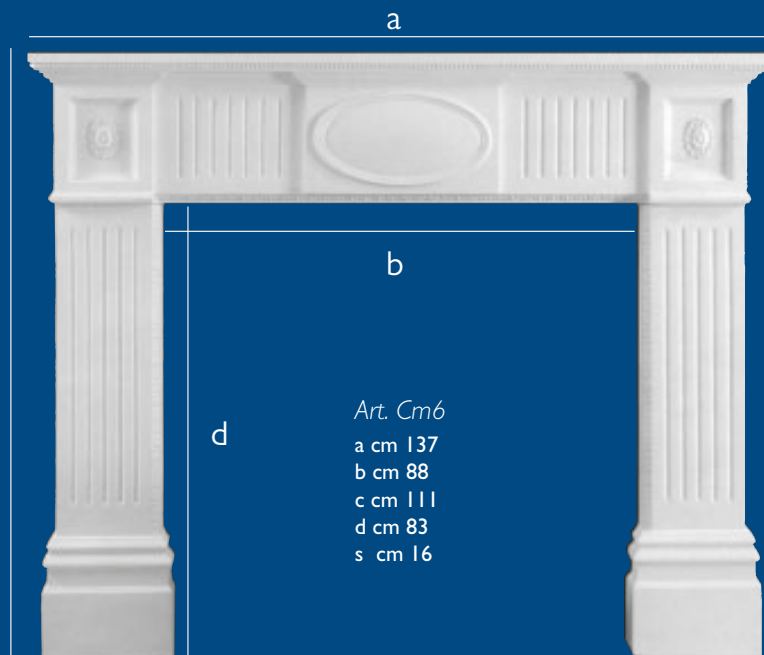
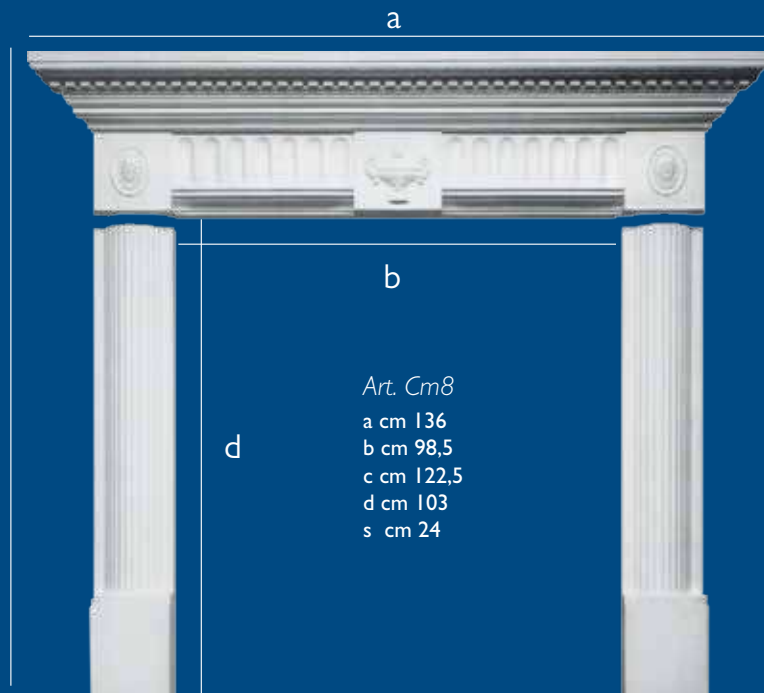
RIVESTIMENTI
PER CAMINI
Cheminées



RIVESTIMENTI
PER CAMINI
Chemines



RIVESTIMENTI
PER CAMINI
Cheminées





STUCCHIDEA
IANNINI

STUCCHI DECORATIVI IN GESSO

STUCCHIDEA

LA PASSIONE È DIVENTATA TRADIZIONE

The tradition of passion

STUCCHIDEA IANNINI SRL

SHOWROOM:

Via Di Centocelle 542/540/538
(metro Numidio Quadrato)
00175 ROMA
Tel e fax 06.763374

FABBRICA:

Via Casilina, 1670
Zona Grotte Celoni (metro)
00133 ROMA
Tel e fax 06.2031395
Tel e fax 06.97275998

www.stucchidea.it - www.stucchidea.com

iannini@stucchidea.it - stucchideaiannini@pecposta.it

P.I. e C.F. 12513211008

