



# T127-6

---

6 t - 60 m

TECHNICAL DATA SHEET

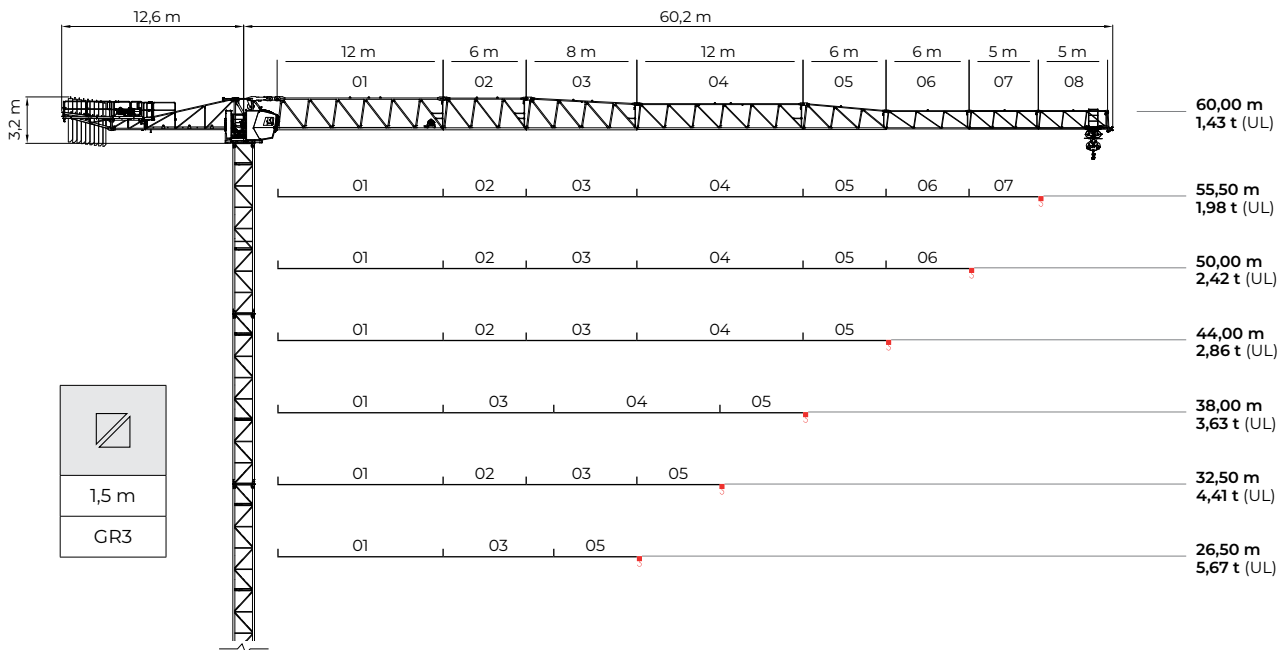
Configurations

Configurazioni

Configurations

Konfigurationen

Конфигурация



CLASS  
120

ULTRALIFT

CONCORE

ANTICOLLISION

LUMINA

CE






















Mechanisms

Azionamenti

Actionnements

Antriebe

Приводы

6 t		3 t		6 t	
	2 x 5,5 kW				2 x 5,5 kW
	0-0,8 min				0-0,8 min
	22 kW - 50 Hz				30 kW - 30 Hz
	Ø 12 - 323 m				Ø 16 - 213 m
	5,5 kW - 50 Hz				5,5 kW - 50 Hz
	Ø 8				Ø 8
	15 - 75 m/min				15 - 75 m/min



Counterweighting






Contrappesatura

Contrepoids





Gegenauslegerballast

балласт контр-стрелы

 (m)	 Q.ty x (kg 2023)	 Q.ty x (kg 1695)	 Tot. (kg)
60	8	1	17879
55,5	8	1	17879
50	8	1	17879
44	8	0	16184
38	7	0	14161
32,5	6	1	13833
26,5	5	1	11810

Load curves		Curve di carico		Courbes de charges		Lastkurven		Кривые нагрузок											
	(m)	17,5	19,0	20,5	23,5	26,5	29,5	32,5	35,5	38,0	41,0	44,0	47,0	50,0	53,0	55,5	57,0	58,5	60,0
		 6 t								 3 t									
<b>60,0 STD</b>	18,46	6,00	5,80	5,31	4,52	3,91	3,43	3,04	2,72	2,49	2,25	2,04	1,87	1,71	1,57	1,47	1,41	1,35	1,30
<b>60,0 UL</b>	19,61	6,00	6,00	5,70	4,86	4,21	3,70	3,28	2,94	2,69	2,44	2,22	2,03	1,87	1,72	1,61	1,54	1,49	1,43
<b>55,5 STD</b>	21,19	6,00	6,00	6,00	5,32	4,62	4,07	3,62	3,24	2,98	2,70	2,47	2,26	2,08	1,92	1,80			
<b>55,5 UL</b>	22,66	6,00	6,00	6,00	5,75	5,00	4,41	3,93	3,53	3,24	2,95	2,70	2,47	2,28	2,11	1,98			
<b>50,0 STD</b>	22,07	6,00	6,00	6,00	5,58	4,85	4,27	3,80	3,41	3,14	2,85	2,60	2,39	2,20					
<b>50,0 UL</b>	23,68	6,00	6,00	6,00	6,00	5,27	4,65	4,14	3,72	3,43	3,12	2,85	2,62	2,42					
<b>44,0 STD</b>	22,04	6,00	6,00	6,00	5,57	4,84	4,27	3,80	3,41	3,13	2,85	2,60							
<b>44,0 UL</b>	23,72	6,00	6,00	6,00	6,00	5,28	4,66	4,15	3,73	3,43	3,13	2,86							
<b>38,0 STD</b>	22,97	6,00	6,00	6,00	5,85	5,09	4,48	3,99	3,59	3,30									
<b>38,0 UL</b>	24,81	6,00	6,00	6,00	6,00	5,56	4,91	4,38	3,94	3,63									
<b>32,5 STD</b>	23,48	6,00	6,00	6,00	5,99	5,22	4,60	4,10											
<b>32,5 UL</b>	24,94	6,00	6,00	6,00	6,00	5,60	4,94	4,41											
<b>26,5 STD</b>	24,19	6,00	6,00	6,00	6,00	5,40													
<b>26,5 UL</b>	25,23	6,00	6,00	6,00	6,00	5,67													

Load curves	Curve di carico	Courbes de charges	Lastkurven	Кривые нагрузок
-------------	-----------------	--------------------	------------	-----------------

	(m)	17,5	19,0	20,5	23,5	26,5	29,5	32,5	35,5	38,0	41,0	44,0	47,0	50,0	53,0	55,5	57,0	58,5	60,0
		 6 t																	
<b>60,0 STD</b>	18,46	6,00	5,80	5,31	4,52	3,91	3,43	3,04	2,72	2,49	2,25	2,04	1,87	1,71	1,57	1,47	1,41	1,35	1,30
<b>60,0 UL</b>	19,61	6,00	6,00	5,70	4,86	4,21	3,70	3,28	2,94	2,69	2,44	2,22	2,03	1,87	1,72	1,61	1,54	1,49	1,43
<b>55,5 STD</b>	21,19	6,00	6,00	6,00	5,32	4,62	4,07	3,62	3,24	2,98	2,70	2,47	2,26	2,08	1,92	1,80			
<b>55,5 UL</b>	22,66	6,00	6,00	6,00	5,75	5,00	4,41	3,93	3,53	3,24	2,95	2,70	2,47	2,28	2,11	1,98			
<b>50,0 STD</b>	22,07	6,00	6,00	6,00	5,58	4,85	4,27	3,80	3,41	3,14	2,85	2,60	2,39	2,20					
<b>50,0 UL</b>	23,68	6,00	6,00	6,00	6,00	5,27	4,65	4,14	3,72	3,43	3,12	2,85	2,62	2,42					
<b>44,0 STD</b>	22,04	6,00	6,00	6,00	5,57	4,84	4,27	3,80	3,41	3,13	2,85	2,60							
<b>44,0 UL</b>	23,72	6,00	6,00	6,00	6,00	5,28	4,66	4,15	3,73	3,43	3,13	2,86							
<b>38,0 STD</b>	22,97	6,00	6,00	6,00	5,85	5,09	4,48	3,99	3,59	3,30									
<b>38,0 UL</b>	24,81	6,00	6,00	6,00	6,00	5,56	4,91	4,38	3,94	3,63									
<b>32,5 STD</b>	23,48	6,00	6,00	6,00	5,99	5,22	4,60	4,10											
<b>32,5 UL</b>	24,94	6,00	6,00	6,00	6,00	5,60	4,94	4,41											
<b>26,5 STD</b>	24,19	6,00	6,00	6,00	6,00	5,40													
<b>26,5 UL</b>	25,23	6,00	6,00	6,00	6,00	5,67													

Hoisting

Sollevamento

Levage

Heben

Подъём

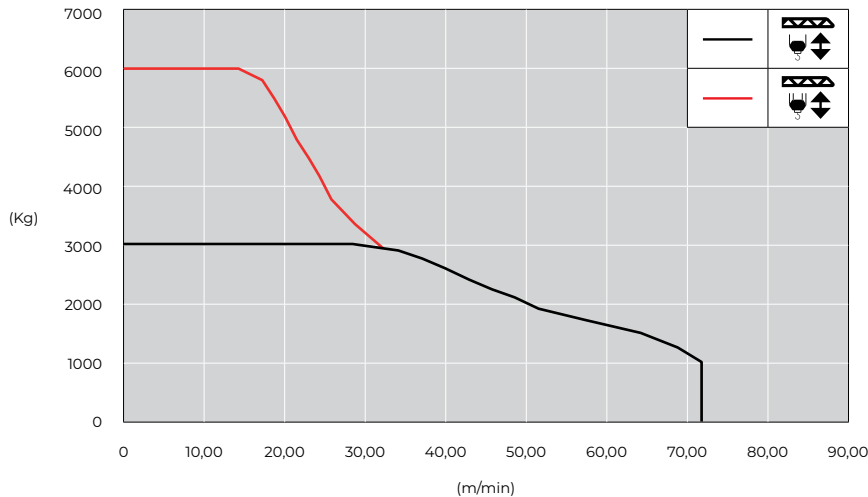


22 kW - 50 Hz




Ø 12 - 380 m


(Kg)	(Kg)	(m/min)	(m/min)
3000	6000	0,58	0,29
3000	6000	28,86	14,43
2900	5800	34,63	17,31
2750	5500	37,51	18,76
2600	5200	40,40	20,20
2400	4800	43,28	21,64
2250	4500	46,17	23,09
2100	4200	49,06	24,53
1900	3800	51,94	25,97
1700	3400	57,71	28,86
1500	3000	64,64	32,32
1250	2500	69,26	34,63
1000	2000	72,14	36,07
750	1500	72,14	36,07
500	1000	72,14	36,07
250	500	72,14	36,07
0	0	72,14	36,07



Hoisting      Sollevamento      Levage      Heben      Подъём

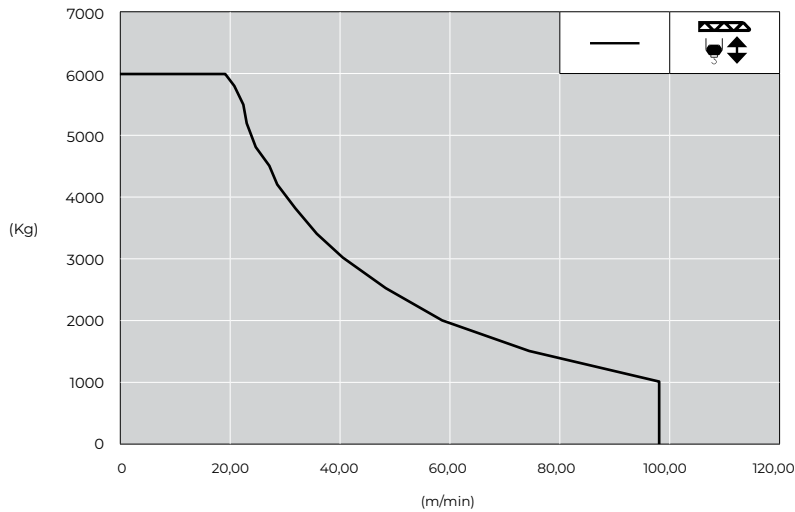


30 kW - 30 Hz



Ø 16 - 213 m

(Kg)	(m/min)
6000	0,78
6000	19,48
5800	21,04
5500	22,60
5200	23,38
4800	24,94
4500	27,28
4200	28,84
3800	31,95
3400	35,85
3000	40,53
2500	48,32
2000	58,45
1500	74,04
1000	97,42
500	97,42
0	97,42






Height under hook








Altezza sotto gancio

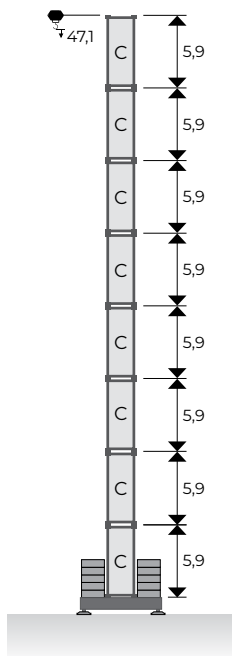
Hauteur sous crochet

Höhe unter dem Haken

Высота под крюком

			E	---
(m)	(type)	EN 14439 C25	D	1,5 CITY Standard (2,95 m)
1,5	CITY		C	1,5 CITY Standard (5,9 m)
			B	---

						
(m)	(m)	(t)	(type)	(type)	(type)	(t)
60	47,1	100,3	---	---	Base 3,8 m HEB700 (1,5 CITY)	2,950



 (m)		 (t) max	 (m)						
			60	55,5	50	44	38	32,5	26,5
47,1	8xC	100,3	88,5	100,3	/	/	/	/	/
44,2	7xC + x1D	100,3	82,6	88,5	100,3	100,3	/	/	/
41,2	7xC	100,3	70,8	76,7	88,5	88,5	94,4	100,3	100,3
35,3	6xC	82,6	53,1	59	70,8	70,8	76,7	82,6	82,6
29,4	5xC	70,8	47,2	47,2	53,1	53,1	59	64,9	70,8
23,5	4xC	59	47,2	47,2	41,3	41,3	47,2	53,1	59
17,6	3xC	47,2	47,2	47,2	41,3	41,3	41,3	47,2	47,2

/ Not allowed configuration



For different heights contact the technical department / Per altezze diverse contattare l'ufficio tecnico / Pour des hauteurs différentes contact le département technique / Für unterschiedliche Höhen Kontakt zum Technischen / Недопустимо увеличение высоты крана без согласования с технической службой производителя



Height under hook

Altezza sotto gancio

Hauteur sous crochet

Höhe unter dem Haken

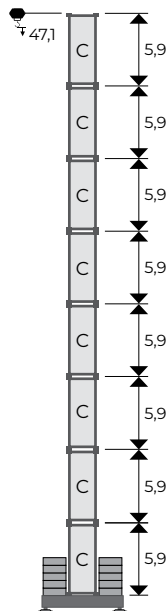
Высота под крюком

(m)	(type)	EN 14439 C25
1,5	CITY	

E	---
D	1,5 CITY Standard (2,95 m)
C	1,5 CITY Standard (5,9 m)
B	---

(m)	(m)	(t)
60	47,1	91,8

(type)	(type)	(type)	(t)
---	---	Base 4,5 m HEB700 (1,5 CITY)	5,100



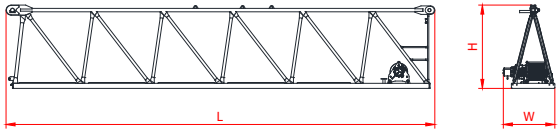
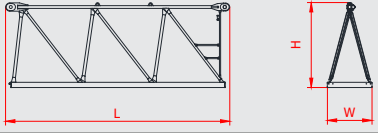
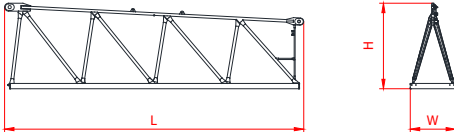
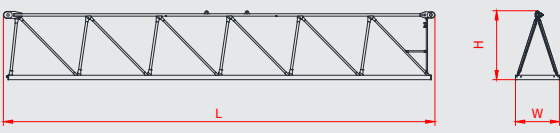
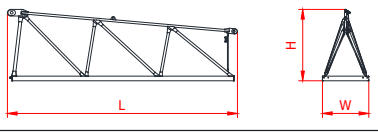
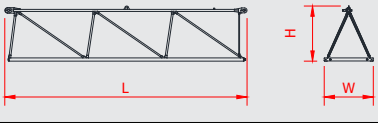
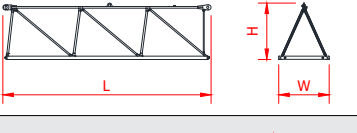
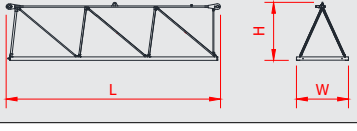
			60	55,5	50	44	38	32,5	26,5
(m)	(t) max		(t)						
47,1	8xC	91,8	71,4	81,6	81,6	81,6	91,8	/	/
44,2	7xC + 1xD	91,8	61,2	71,4	71,4	81,6	81,6	91,8	91,8
41,2	7xC	81,6	51	61,2	71,4	71,4	71,4	81,6	81,6
35,3	6xC	61,2	40,8	40,8	51	51	61,2	61,2	61,2
29,4	5xC	51	40,8	40,8	40,8	40,8	40,8	51	51
23,5	4xC	40,8	40,8	40,8	40,8	40,8	40,8	40,8	40,8
17,6	3xC	40,8	40,8	40,8	40,8	40,8	40,8	40,8	40,8

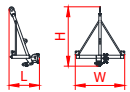
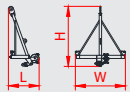
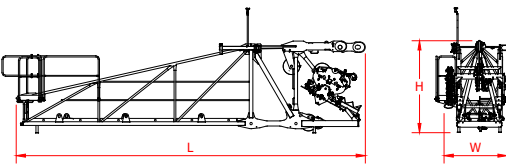
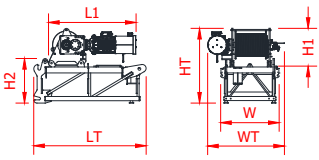
/ Not allowed configuration

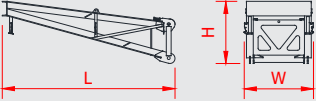
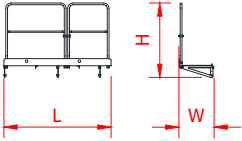
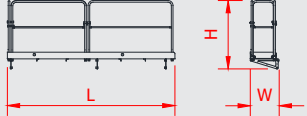
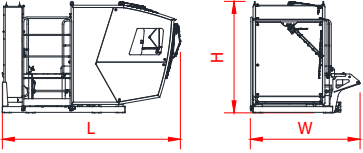
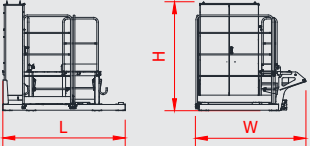
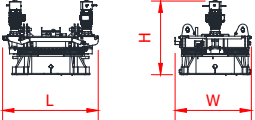


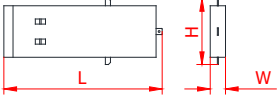
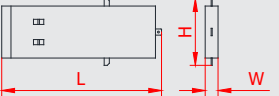
For different heights contact the technical department / Per altezze diverse contattare l'ufficio tecnico / Pour des hauteurs différentes contact le département technique / Für unterschiedliche Höhen Kontakt zum Technischen / Недопустимо увеличение высоты крана без согласования с технической службой производителя




Dimensions		Dimensioni			Encombremet		Abmessungen		Размеры	
ELEMENT	COMPOSITION	Q,TY	DIMENSIONS (m)			WEIGHT (kg)		DRAWING		
			L	W	H	UNIT	TOTAL			
Jib element 1	Including: trolley translation winch and accessories	1	11,84	1,43	2,30	2800	2800			
Jib element 2	Including: accessories	1	6,03	1,20	2,28	780	780			
Jib element 3	Including: accessories	1	7,93	1,20	2,27	920	920			
Jib element 4	Including: accessories	1	11,75	1,20	1,88	1060	1060			
Jib element 5	Including: accessories	1	5,96	1,20	1,85	460	460			
Jib element 6	Including: accessories	1	5,93	1,20	1,35	370	370			
Jib element 7	Including: accessories	1	4,96	1,20	1,35	270	270			
Jib element 8	Including: accessories	1	4,95	1,20	1,34	230	230			


Dimensions		Dimensioni			Encombremet		Abmessungen		Размеры	
ELEMENT	COMPOSITION	Q.TY	DIMENSIONS (m)			WEIGHT (kg)		DRAWING		
			L	W	H	UNIT	TOTAL			
Tip pull IV	Including: rope connection device	1	0,77	1,25	1,50	90	90			
Tip pull II	Including: rope connection device	1	0,75	1,25	1,50	100	100			
1st counterjib element	Including: gratings, railings, trolley, hook block, service flag and accessories (without trolley balcony)	1	9,50	1,72	2,50	3300	3300			
ELEMENT	COMPOSITION	Q.TY	DIMENSIONS (m)			WEIGHT (kg)		DRAWING		
			LT	W	H2	UNIT	TOTAL			
Counter- intermediate jib section	Including: gratings, winch, accessories.	1	2,26	1,05	1,38	1700 (22 kW)	1700 (22 kW)			
	2500 (30 kW)					2500 (30 kW)				
ELEMENT	COMPOSITION	Q.TY	L1	H1	HT	WT	UNIT (kg)	TOTAL (kg)		
22 kW	---	pcs 1 - depending on crane configuration	1,83	0,75	1,62	1,72	---	---		
30 kW	---		2,06	0,89	1,76	1,81	---	---		


Dimensions		Dimensioni			Encombremet		Abmessungen		Размеры		
ELEMENT	COMPOSITION	Q,TY	DIMENSIONS (m)			WEIGHT (kg)		DRAWING			
			L	W	H	UNIT	TOTAL				
Counter-jib end section	Including: ---	1	3,56	1,43	1,29	840	840				
Counter-intermediate jib balcony	Including: railings	1	2,03	0,67	1,41	70	70				
Counter-jib end section balcony	Including: railings	1	3,42	0,60	1,40	140	140				
Electrical box balcony (with cabin)	Including: cabin, railings and electrical box	1	3,72	2,32	2,33	1600	1600				
Electrical box balcony (without cabin)	Including: railings and electrical box (excluding cabin)	1	2,56	2,32	2,28	900	900				
Turntable, main bearing and main bearing base - tower attachment 1,5 m	Including: manifold, electrical cables and accessories	1	2,11	1,69	1,63	2860	2860				

Dimensions		Dimensioni		Encombremet		Abmessungen		Размеры	
ELEMENT	COMPOSITION	Q,TY	DIMENSIONS (m)			WEIGHT (kg)		DRAWING	
			L	W	H	UNIT	TOTAL		
Counterweight block	---	1	3,12	0,30	1,30	2023	---		
Counterweight block	---	1	3,12	0,25	1,30	1695	---		

Trasport	Transporto	Transporte	Transport	Транспортировка
----------	------------	------------	-----------	-----------------

	60 m	Top part / Parte rotante / Partie tournante / Drehender Kranteil / Поворотная часть
		Included counter weight and cabin / Cabina e contrappesi inclusi / Cabine et contrepoids incluses / Kabine und Gegengewichts Blöcke – inbegriffen / Противовес включен - кабина

	3 x 13,60
	1 x 10

	4 x 40 hc
	1 x 20 open top

Control system	Sistema di controllo	Système de contrôle	Steuerungssystem	Система управления
----------------	----------------------	---------------------	------------------	--------------------


	CONCORE
---	---------

The result of extensive research and development based on customer feedback, the CONCORE control system is a latest-generation software, designed and developed in-house, for use with RAIMONDI CRANES S.p.A. a S.U. production cranes.

The control system allows the crane to be used for all its permissible purposes, the main safety systems to be constantly monitored, and the main operating functions of the machine to be parameterised and customised.

The main features of the human-machine interface are:


Colour touch screen monitor with wide viewing angle LCD
Resistive touch panel
Dedicated memory capacity
Ethernet
The SD / SDHC card slot
USB host port
Remote HMI access




































 Raimondi


**Key**




Key		Legenda	Légende	Zeichenerklärung	Условные обозначения	
		EN	IT	FR	DE	RU
	UL	Load diagrams with ultralift control	Curva di carico Ultralift	Courbes de charges Ultralift	Ultralift Lastkurven	Кривой Груз Ultralift
	HR	Main bearing level	Altezza ralla	Hauteur couronne	Drehsattel Höhe	Высота упорного подшипника
		Mechanisms	Azionamenti	Mécanismes	Antriebe	Приводы
		Jib	Freccia	Flèche	Kranarm	стрела крана
		Hook / tower axis distance with maximum load	Interasse gancio / asse torre con carico massimo	Distance crochet / axe de la tour avec la charge maximale	Abstand Haken-Turmachse (bei maximaler Last)	Положение подъемного крюка относительно оси башни при котором можно поднять максимальный груз
		Base ballast blocks	Blocchi zavorra di base	Blocs de lest	Grundballast	блок балласта
	TOPLESS	Counterweight blocks (Counterjib)	Blocco di contrappeso (Controfreccia)	Bloc de contrepoid (Contreflèche)	Gegengewichtsblöcke (gegenausleger)	Плиты противовеса (контр-стрела)
	LUFFING	Counterweight blocks (Counterjib)	Blocco di contrappeso (Controfreccia)	Bloc de contrepoid (Contreflèche)	Gegengewichtsblöcke (gegenausleger)	Плиты противовеса (контр-стрела)
	TOPLESS	Total counterweighting (Counterjib)	contrappesatura totale (Controfreccia)	Contrepoids total (Contreflèche)	Gesamt gegenauslegerballast (gegenausleger)	Тотальный балласт контр-стрелы (контр-стрела)
	LUFFING	Total counterweighting (Counterjib)	contrappesatura totale (Controfreccia)	Contrepoids total (Contreflèche)	Gesamt gegenauslegerballast (gegenausleger)	Тотальный балласт контр-стрелы (контр-стрела)
		Hoisting	Sollevamento	Levage	Heben	Подъем
		Trolleying	Traslazione carrello	Distribution	Katzfahren	Перемещение по стреле
		Luffing	Brandeggio	Relevage	Ausleger-Einziehen	Наклон стрелы
		Slewing	Rotazione	Orientation	Schwenken	Поворот
		Tower width	Larghezza torre	Largeur de la tour	Turmelementbreite	Ширина башни

	Key	Legenda	Légende	Zeichenerklärung	Условные обозначения
	EN	IT	FR	DE	RU
	Height under hook	Altezza sotto gancio	Hauteur sous crochet	Höhe unter dem Haken	Высота под крюком
	Two - rope pull	Tiro a 2 funi	Tir à deux câbles	Einscherung 2/1	Двукратная запасовка тросов
	Four - rope pull	Tiro a 4 funi	Tir à quatre câbles	Einscherung 4/1	Четырехкратная запасовка тросов
	Base on steel pads	Base con piedi regolabili	Grue sur pieds réglables	Kran auf verstellbaren Füßen	Кран на регулируемых лапах
	Travelling base	Base traslante	Grue à traslation	Fahrbarer Kran	Кран передвижной
	Foundation legs	Gambe di fondazione	Pieds de fondation	Ankerbeine	Ножки основания
	Expendable foundation element	Tronchetto di fondazione	Elément a sceller	Fundamentanker	Анкер
	Required power	Potenza richiesta	Puissance requise	Erforderliche Leistung	Потребляемая мощность
	Wind conditions according to: ...	Condizioni del vento secondo norma: ...	Profil de vent suivant : ...	Windbedingungen gemäss: ...	Ветровой режим в соответствии с...
	Characteristics of the rope	Caratteristiche della fune	Caractéristiques de le du câble	Eigenschaften des Seils	Характеристики веревки
	Container	Container	Conteneur	Container	Футовый контейнер
	Lorry	Camion	Camion	Lkw	Грузовой автомобиль
	Max load	Carico massimo	Charge maximale	Maximale Belastung	максимальная нагрузка
	Hook / tower axis distance	Interasse gancio / asse torre	Distance crochet / axe de la tour	Abstand Haken-Turmachse	Положение подъемного крюка относительно оси башни
	Hook / tower axis distance	Interasse gancio / asse torre	Distance crochet / axe de la tour	Abstand Haken-Turmachse	Положение подъемного крюка относительно оси башни
	Speed	Velocità	Vitesse	Geschwindigkeit	скорость





EN	The data presented in this product guide is subject to change without prior notice. Being an non-binding commercial document, the reader is required to consult instruction manuals for all technical information.
IT	I dati contenuti nel presente catalogo potrebbero subire modifiche senza preavviso. Essendo un documento commerciale non vincolante si fa obbligo di consultare il manuale di istruzioni per tutte le informazioni tecniche.
FR	Les informations données dans les fiches présentes peuvent subir des modifications sans préavis. Étant un document commercial non contraignant, il est nécessaire de consulter le manuel d'instructions pour toutes les informations techniques.
DE	Die daten der vorliegenden blätter könnten ohne vorankündigung geändert werden. Unverbindliches Vertriebsdokument. Für technische Informationen, siehe die entspr chenden Anweisungen.
RU	данные, указанные в настоящих спецификациях, могут изменяться без предварительного предупреждения. Этот коммерческий документ не является юридически обязательным. Для получения технической информации, см. соответствующие инструкции.



**RAIMONDI CRANES S.p.A. a S.U.**

Via Donatori Volontari del Sangue, 100 | 20004 Arluno MI – Italy  
T. +39 02 897 086 10 | [info@raimondicranes.com](mailto:info@raimondicranes.com) | [www.raimondi.com](http://www.raimondi.com)