

SCOUTING in AMERICA, BSA

RELIGIOUS EMBLEMS
for the Episcopal Church USA

Grades 7-9

CONFIRMATION



I BIND UNTO MYSELF TODAY

LEADERS' GUIDE

- I. HOLY BAPTISM (grades 1-3)
- II. COMMUNION (grades 4-6)
- III. CONFIRMATION (grades 7-9)
- IV. RELATIONSHIPS (grades 10-12)

*prepared by the Rev'd Edward K. Erb
under the auspices of the Episcopal Scouts' Association
and the Brotherhood of St. Andrew
with permission from P.R.A.Y.*

10-2018

TABLE OF CONTENTS

page

- 1 Introduction
- 2 Outline, Suggestions & Helpful Hints
- 6 Answer sheets for Fruit of the Spirit exercise and Crossword Puzzle
- 9 Acolyte Olympics Activity descriptions
- Additional Resources

Good News Translation® (Today's English Version, Second Edition)
© 1992 American Bible Society. All rights reserved. Used by permission.

Bible text from the Good News Translation (GNT) is not to be reproduced in copies or otherwise by any means except as permitted in writing by American Bible Society, 101 North Independence Mall East, Floor 8, Philadelphia, PA 19106-2155 (www.americanbible.org).

INTRODUCTION

Thank you for agreeing to help your Scouts with their Religious Emblems awards.

This curricula was written by an Episcopal priest, a 30-year Adult Scouter, and recipient of the St. George Award. The series is conceived to be a *via media* between the Roman Catholic and the general Protestant awards giving a sacramental approach to a Scout's Duty to God.

Each set is designed to be age appropriate both in content and activities as well as circled around a Sacrament at their level:

grades 1-3

Holy Baptism

grades 4-6

Holy Communion

(and could be used for "First" Communion classes)

grades 7-9

Confirmation

(for possible use as part of a Confirmation curriculum)

grades 10-12

Relationships

(named such rather than "Marriage," with recent changes in the Church and Scouting.)

You will want a copy of the Student book. This Leader's Guide offers suggestions as to how to do each segment, but use your imagination and adapt to your situation. We leave it to your discretion as to what sections to use and omit, depending on the age of the student(s), their ability, and so forth. There is also no real order to the sessions. Feel free to skip around as your conversations together suggest. A list of resources is at the end.

Whenever a segment is finished, date and initial the "Table of Contents/Achievements page. When an individual Scout has finished all segments, the application form on the last page should be submitted to P.R.A.Y. (Programs of Religious Activities with Youth, at praypub.org or 1-800-933-7729), who will then record the award and present the certificate and other award items.

The author welcomes any criticism and suggestions. You may contact me at

Grace Episcopal Church

827 Church Street

Honesdale, PA 18431

or

edwardkerb@aol.com

Thank you again, for helping our Scouts grow in their Faith and their Duty to God.

Yours, *Fr. Ed*

OUTLINE of the STUDENT BOOK
with
SUGGESTIONS & HELPFUL HINTS
on individual sessions

student book page

INTRODUCTION

1 RESERVATIONS & CONFIRMATIONS

Read with the student/class.

2 SPONSORS

Encourage the student/class, if this is being used for Confirmation preparation, to pray and consider who to ask to be sponsors for Confirmation (or if they have none, godparents).

3 YOU ARE WHO YOU ARE

Identity at this age is an ever growing issue. Part of this course and the next on Relationships for High School age students is hoping to be a means of the teen to answer those questions about themselves in a Church and Scout environment of positive reinforcement. As a pastor/ counselor / Scout leader you play a major role in this personal development at a crucial stage in a youth's life.

4 “LORICA” - A BREASTPLATE

The traditions of St. Patrick (in the Church), and Native American (in Scouting) each include the ‘mystery’ of circling protection from the spiritual world.

If your organist/choirmaster can be invited, you might be able to teach the student/class one of the hymns, “I bind unto myself this day” (often used at Confirmations), or “Peace before us.”

If you (or your priest) uses “Sacristy Prayers” while vesting you (or they) could be asked to ‘demonstrate’ the private ceremony some priests use in their own preparations for Holy Communion.

A sample of a Sacristy Prayer can be obtained by this author. Contact information is provided at the end of this book.

The Breastplate Prayer (found on the Internet) is printed so that it could possibly be reproduced on high-quality paper and presented to the student or Confirmand.

6 FROM THE CATECHISM

The age-old Anglican memorization slogan:
“An outward and visible sign of an inward and spiritual grace.”

Discuss with the student/class what that means, as well as the special grace given at Confirmation.

7 BAPTISM BY WATER & THE HOLY SPIRIT

(Suggestions for activities and discussion are provided in the Student book.)

8 I BELIEVE

(Suggestions for activities and discussion are provided in the Student book.)

10 ON MY HONOR

If you are familiar with Scouting, this will be an easy exercise. The Scout Oath or Promise is an important part of a Scout's 'belief' and is rehearsed at every gathering.

The full version (which you may ask them to recite - raising hands in the Scout sign) is:
*On my honor, I will do my best to do my duty to God and my Country;
and to obey the Scout Law. To help other people at all times.
To keep myself physically strong, mentally awake, and morally straight.*

12 THE HOLY SPIRIT, PART 1: JESUS' BAPTISM & The DAY of PENTECOST

Read with the student/class the Biblical stories and discuss. With the Day of Pentecost, invite them to let their imaginations run wild. What *was* it like that morning?

14 FIRE & THE HOLY SPIRIT

A story to share.

15 THE HOLY SPIRIT, PART 2: FRUIT OF THE SPIRIT

Read with the student/class the introductory material, then allow them to do the exercise. There is no right or wrong answers. Some can be used twice or not at all.

17 BIBLE STUDY: THE GIFTS OF THE SPIRIT

Discuss with them St. Paul's listing, and their thoughts on their own gift. I have even asked groups to look at each one and name someone they know who is wise, who has the gift of healing, who has knowledge (not the same as wisdom) and so forth. Then lead into the next page on discernment.

18 DISCERNMENT

You might share with the student your own process of discernment, especially if there is a good story there. Also your parish and Diocesan (Commission on Ministry) discernment processes.

19 ACTIVITIES:
CROSSWORD

This is not designed to be easy, in fact there are some tricks as a word could fit twice. You may have to give some help from the answer sheet provided below. Some students may have difficulty with puzzles. Use your discretion according to their abilities.

20 ACOLYTE OLYMPICS

At this age, some in your group may be Acolytes in your parish. If so, this can be a fun activity for a bit of relief from the 'thinking parts.' Events can be added, deleted or enhanced. Use your imagination. If you have an Acolyte Master or parish Verger or MC in charge of Acolytes, you could invite her/him in for this segment. It could even be done at a parish event or during coffee hour as an entertainment.

21 RESPONSE, PART 1: "I BELIEVE"

As you know, stating personal faith is an important part of the Confirmation process. Here is an exercise to help develop the individual statement of faith. Be sensitive to what they are taught in school and in society and remember that they are in the 'search and find' age of their own identity and will challenge every dogma, all in an attempt to understand the universe - the external and the internal.

23 RESPONSE, PART 2: PRAYER

Review with the student/class the various forms/parts of prayer defined in the Catechism. In asking them to write their own prayer(s), give them a few moments of silence to think about their day, their family and friends, the world... and then to use those thoughts.

26 RESPONSE, PART 3: STEWARDSHIP

In the next section they will be asked the Scout question. But now is a good time to talk about pledging their gift to the Church, what a tithe is, and so forth.

28 THE OUTDOOR CODE

Care of the earth is a major part of the Scouting movement. Review with the student/class their Outdoor Code, and what it means to each of them. Ask for specific examples/stories.

27 THE RITE OF CONFIRMATION

Especially if this course is being used for Confirmation preparation, it may be time to go through the ceremony with the Scouts. Nonetheless, for non-parish members, this can be an important way to invite them in.

34 BIBLE STUDIES

Use as needed or desired throughout the course. Naturally, other versions and portions of Scripture can be used.

NOTE: These are only suggestions. Use your imagination and discretion. You may add or delete any of the segments as you see fit with time, learning abilities, size of the group, and previous learning experience (say, for example, that the Scout has no Church background or conversely that they have grown up in the parish.)

COMPARE THE FRUIT OF THE SPIRIT

given by St. Paul

WITH THE SCOUT LAW

“A Scout is...”

*which of the Fruit do you think
matches each point of the Scout Law?
(write that/those letters on the right)*

NOTE to LEADER/COUNSELOR:

There is no right or wrong answers.

This exercise is for a discussion starter

	1	_____trustworthy_____	_____
<i>a</i> love,	2	_____loyal_____	_____
<i>b</i> joy,	3	_____helpful_____	_____
<i>c</i> peace,	4	_____friendly_____	_____
<i>d</i> patience,	5	_____courteous_____	_____
<i>e</i> kindness,	6	_____kind_____	_____
<i>f</i> generosity,	7	_____obedient_____	_____
<i>g</i> faithfulness,	8	_____cheerful_____	_____
<i>h</i> gentleness,	9	_____thrifty_____	_____
and <i>i</i> self-control.	10	_____brave_____	_____
	11	_____clean_____	_____
	12	_____reverent_____	_____

Discuss with your class (do they agree with you?) and Leader/ Counselor.

Which of the Fruit is the easiest for you? The hardest?

What about the points of the Law - which is your favorite? Why?

Is it easy for you? Or one that you want to work on?

CROSSWORD PUZZLE CONFIRMATION

CLUES:

Note to Leader/Counselor:

These are designed as not necessarily easy answers. It is hoped that the class will work together, perhaps with your help, to determine the correct answers.

Across


4. Oil used for the Sacrament of Confirmation
CHRISM
5. Christ send us out to the world
MISSION
9. A fruit of the Spirit: to sit quietly
PATIENCE
12. What the Holy Spirit does
SANCTIFIES
14. A public statement of faith: Nicene, Apostles
CREED
16. To proclaim Christ to the world
WITNESS
17. Continuing every day in what you believe
FAITHFULNESS
18. The Holy Spirit appears on the Disciples as
FIRE
20. Something unique about you
TALENT
21. The celebration 50 days after Easter
PENTECOST
23. What Jesus tells us to spread
GOOD NEWS
26. The one who offers the laying on of hands
BISHOP
27. A fruit of the Spirit: to care for someone else
LOVE
28. To say, "Yes"
AFFIRM
29. What you are as God made you.
UNIQUE

Down

1. A fruit of the Spirit: to give for someone else
CHARITY
2. A fruit of the Spirit: to *do* for someone else
KINDNESS
3. What we need to do more often
LISTENING
6. A creature used as a symbol for the Spirit
DOVE
7. A spiritual process of listening for God
DISCERNMENT
8. A fruit of the Spirit: not hurting someone
GENTLENESS
10. To be sent
COMMISSION
11. Something every Christian has
MINISTRY
13. A word used often in the Creeds
BELIEVE
15. The hardest spiritual fruit for most people
SELF CONTROL
19. A fruit of the Spirit: to believe with the heart
FAITH
22. To make sure
CONFIRM
24. A fruit of the Spirit: true happiness
JOY
25. A fruit of the Spirit: to be contented.
PEACE

Confirmation

Complete the crossword below. You may wish to consult the Bible for Galatians, chapter 5 for some answers.



Created on TheTeachersCorner.net Crossword Maker

ACOLYTE OLYMPICS

developed by the author for the Episcopal Diocese of Bethlehem, January 2003

<i>EVENT</i>	<i>INSTRUCTIONS</i>	<i>SUPPLIES NEEDED</i>
OFFERING PLATE TOSS	from a distance of ____ toss the “offering plate” (full of paper money) to the next team member	Frisbees
LIGHTED TORCH RELAY	run torch to next member of team without “losing” the flame (distance?)	toilet plungers, yellow Nerf balls (with red flames painted on)
TIDDLEY-WINK WAFERS	thumb-flick wafer(s) to next team member who must catch the “flying host” (distance?)	Tiddley Winks / large poker chips
EUCCHARISTIC STACK BALANCING	must carry a full “chalice” and miss-sized “paten” (with one hand & as fast as possible) to next participant. (distance?)	plastic champagne / wine goblets, plastic plates, paper napkins
THURIBLE GYRONICS	must successfully swing a full “thurible” in four manners (swing, around the world, figure eight, lasso over the head) without spilling charcoal/incense	plastic cereal bowls with 3 or 4 string/cords attached (2' length), charcoal briquets, sand (“incense”)
LIGHTED COAL JUGGLING	elimination - successfully juggle one, two, three up to four or more briquets	charcoal briquets (paint briquets red and white)
GOSPEL BOOK BALANCING	who can hold the heavy book longest, arms fully extended	heavy dictionaries or other books
LAVATION COORDINATION	standing on one leg, hold lavation bowl, in one hand, towel on arm and with cruet in other hand, pour water into the bowl from a height of 2 feet without spilling any	plastic bowls, paper towels, small pitchers/ glasses

ADDITIONAL RESOURCES

Channing-Bete Scriptographic booklets (www.faithguides.com):

“About Believing in Yourself”

“About Living Your Faith”

“Being an Active Church Member”

for parents:

“About Faith and Your Teen”


video from Rob Bell (Nooma, www.nooma.com, available from Zondervan Publishing)

“Dust” - (about being a Disciple)

on Prayer, you may want to look at Friends of the Groom’s play/video on The Lord’s Prayer - friendsofthegroom.org, look under Resources for “Three Scenes for Two and Three.”

Religious Emblems

Programs of Religious Activities with Youth (P.R.A.Y.) in Saint Louis, MO, is gracious in carrying all the materials you need to celebrate your youth’s accomplishments. To order awards, certificates, medals, etc. go to: <https://store.praypub.org/> and click on the appropriate level of Religious Emblems. There is a specific Episcopal Church medal you can purchase. They also provide with the certificates a service of commendation with explanation and prayers that can be used in a worship service. This is particularly appropriate to use and present awards on Scout Sunday in February (normally the Sunday prior to February 10th - the anniversary of the founding of Scouts in America.

Online ordering available at <https://store.praypub.org/> 

Order by 8:00 a.m. CST and get SAME BUSINESS DAY PROCESSING through P.R.A.Y.'s online store

God and Church Multiple Order Form – Part A

Incomplete forms will be returned. Use this Multiple Order Form or collect the individual award application forms included in each of the Student Workbooks.

Shipping Address: Allow two to three weeks for delivery. Overnight shipping requires a street address & correct zip code.

Name _____

Address _____

City _____ State _____ Zip _____

Phone (day contact) _____ Email _____

Church Information: Provide the following information for the church that sponsored the program or whose clergy reviewed the candidate's work.

Name of congregation _____

Denomination (Church Body) _____

Address _____

City _____ State _____ Zip _____

Clergy's name _____ Email _____

Who was responsible for coordinating and/or teaching the class? Who served as counselor?

Counselor's name _____ Email _____

Certificate Of Copyright Compliance

I certify that each candidate had an original workbook in accordance with the regulations set forth in the program. I understand that a \$3.00 duplication fee must be paid for each booklet that was photocopied.

Signature _____

Date _____

Certificate of Eligibility: The clergy's signature is preferred; however, other signatures will be accepted.

I certify that the candidates have successfully completed the requirements for the *God and Church* program and have presented their work to clergy for final approval.

Signature _____

Date _____

All orders must be sent with payment in full by check (payable to "P.R.A.Y."), money order, or credit card (if credit card, please provide the following information)

Check one: ☐ Mastercard ☐ Visa ☐ Discover

Cardholder's Name _____

Acct # _____

Expiration Date: _____ CV2 Code _____

The CV2 code is the last three digits on the backside of the credit card located in the signature box.

Cardholder's Address _____

Phone (Day contact) _____

Signature _____

*** SHIPPING** – All orders are assessed a standard Shipping/ Handling fee per shipping address (orders shipped together are assessed one fee) and are sent via First Class Mail. To upgrade shipping, visit <https://store.praypub.org/> for explanation and fees.

For current prices and information go to <https://store.praypub.org/> or call 800-933-7729.

Send this form and payment to:

P.R.A.Y.
1123 S Towne Square, Ste. B
St. Louis, MO 63123

JAN. 2018 PRINTING

Find prices at <https://store.praypub.org/>

QTY	STOCK#	ITEM	PRICE	TOTAL
_____	002C3	God and Church Medallion	_____	_____
_____	001CN	God and Church Embroidered Patch	_____	_____
_____	002C6	God and Church 3/4" Lapel Pin	_____	_____
_____	002C7	PRAY Neckerchief	_____	_____
_____	001C9	God and Church Certificate	_____	_____
_____	002C8	Counselor Pin	_____	_____
_____	001CC	Counselor Patch	_____	_____
_____	CC1C9	Counselor Certificate	_____	_____
_____	MM2C3	Mentor Pin	_____	_____
_____	MM1C5	Mentor Patch	_____	_____
_____	MM1C9	Mentor Certificate	_____	_____
Denomination 3/4" Lapel Pins (may be pinned in the ribbon of the medal or worn by itself)				
_____	0A1C6	AME Lapel Pin	_____	_____
_____	0I1C6	Anglican Lapel Pin	_____	_____
_____	0B1C6	Baptist Lapel Pin	_____	_____
_____	0D1C6	Disciples of Christ Lapel Pin	_____	_____
_____	0E1C6	Episcopal Lapel Pin	_____	_____
_____	0L1C6	Lutheran Lapel Pin	_____	_____
_____	0N1C6	Nazarene Lapel Pin	_____	_____
_____	0T1C6	Pentecostal Lapel Pin	_____	_____
_____	0P1C6	Presbyterian (PCUSA) Lapel Pin	_____	_____
_____	0F1C6	Presbyterian (PCA) Lapel Pin	_____	_____
_____	0M1C6	United Methodist Lapel Pin	_____	_____
_____	Duplication Fee (\$3.00 per photocopied booklet)		_____	_____
_____	Donation to support the PRAY ministry		_____	_____
_____	Required Registration Fee per student		\$1.00	_____
_____	Required Shipping/Handling Fee per order *		_____	\$5.00

TOTAL (Prices Subject to Change) _____

Upgraded Shipping Options: By selecting an option below, you agree to pay special shipping fees, which will be added to your Grand Total.

☐ USPS Priority Mail 2-3 days not guaranteed (additional fees apply)


☐ Expedited 1-2 days – No PO Boxes (additional fees apply)

FAX SERVICE 314-845-0038 All fax orders are assessed \$6.00. \$6.00

Faxes received by 8:00 a.m. CST will be processed and shipped that same day.

The fax fee is assessed per shipping address (orders shipped together are assessed one fee).

GRAND TOTAL (amount of order plus special fees) _____

Registration continued on next page 

God and Church Multiple Order Form – Part B

Recipient Registration Form

The following information must be provided for each candidate to ensure proper registration at church and agency headquarters. Incomplete forms will be returned. List youth recipients only (do not include counselors and mentors). You may make additional copies of this form if needed.

	NAME First Last	ADDRESS Street, City, State, Zip	DENOM ¹	AGENCY ²
1.				
2.				
3.				
4.				
5.				
6.				
7.				
8.				
9.				
10.				
11.				
12.				
13.				
14.				
15.				

¹ Please indicate the denomination of each candidate (regardless of where the God and Me class was taught). You may use the following abbreviations:

AOG = Assembly of God; AME = African Methodist Episcopal; AMZ = African Methodist Episcopal Zion; ANG = Anglican Church in North America; BAP = Baptist; BRE = Brethren; COG = Church of God; CMA = Christian and Missionary Alliance; CME = Christian Methodist Episcopal; CUM = Cumberland Presbyterian; DOC = Christian Church (Disciples of Christ); ELCA = Evangelical Lutheran Church in America; EPS = Episcopal; IND = Independent; LCMS = Lutheran Church-Missouri Synod; LUT = Lutheran; MEN = Mennonite; NAZ = Nazarene; PCA = Presbyterian Church in America; PEN = Pentecostal; PRE = Presbyterian Church (U.S.A.); PRO = Protestant/Non-denominational; REF = Reformed; SDA = Seventh Day Adventist; UCC = United Church of Christ; UMC = United Methodist Church; WES = Wesleyan.

² Agency Information: B = Boy Scouts of America; G = Girl Scouts of the U.S.A.; H = American Heritage Girls; O = Other (please indicate if Sunday School or other agency membership)