

**DEPARTMENT OF EMERGENCY MANAGEMENT
CITY & COUNTY OF HONOLULU**


Hawaii Property Managers' Luncheon

December 3, 2025

Molly Pierce
Public Information Officer


About Emergency Management





EMERGENCY MANAGEMENT

is the process through which the whole community works together to reduce risk and handle disasters.



EMERGENCY MANAGEMENT AGENCIES

are responsible for leading coordination and connecting resources within their jurisdiction



Community Conveners

Bring people, organizations, and agencies together



Coordinators (Not Owners) of Resources

Organize and connect the resources that already exist



Trusted Information Sources

Share what might happen, what is happening, and what happened



PROFESSIONAL CAT HERDER





EMERGENCY MANAGEMENT

Blue Skies /
Day-to-Day Functions



Planning &
Preparedness



Coordination
& Partnerships



Education
& Outreach



Resource
Readiness



Alerts &
Operations



Grants &
Administration




EMERGENCY MANAGEMENT

Grey Skies /
Emergency Functions



Warning &
Alerts



EOC Activation
& Incident
Coordination



Situation
Reporting



Resource
Request
Coordination



Public
Communications
/ JIC



Damage
Assessment &
Recovery Planning



STATEWIDE & FEDERAL DISASTERS

Some disasters have response or recovery needs that exceed what local government can provide alone.

County EOCs can request State help.
HI-EMA coordinates state partners at the State EOC

If state resources not sufficient, the President may declare a Major Disaster. FEMA coordinates resources from federal agencies

Local Level

Mayor
Kauai
County

Mayor
Maui
County

Mayor
Hawaii
County

Mayor
City &
County of
Honolulu

Kauai
Emergency
Management
Agency
(KEMA)

Maui
Emergency
Management
Agency
(MEMA)

Hawaii Civil
Defense
Agency
(HCDA)

Honolulu
Department
of
Emergency
Management
(DEM)

State Level

Governor
State of Hawaii

Hawaii Emergency
Management
Agency (HI-EMA)

Federal Level

President of the United
States

Federal Emergency
Management Agency
(FEMA)

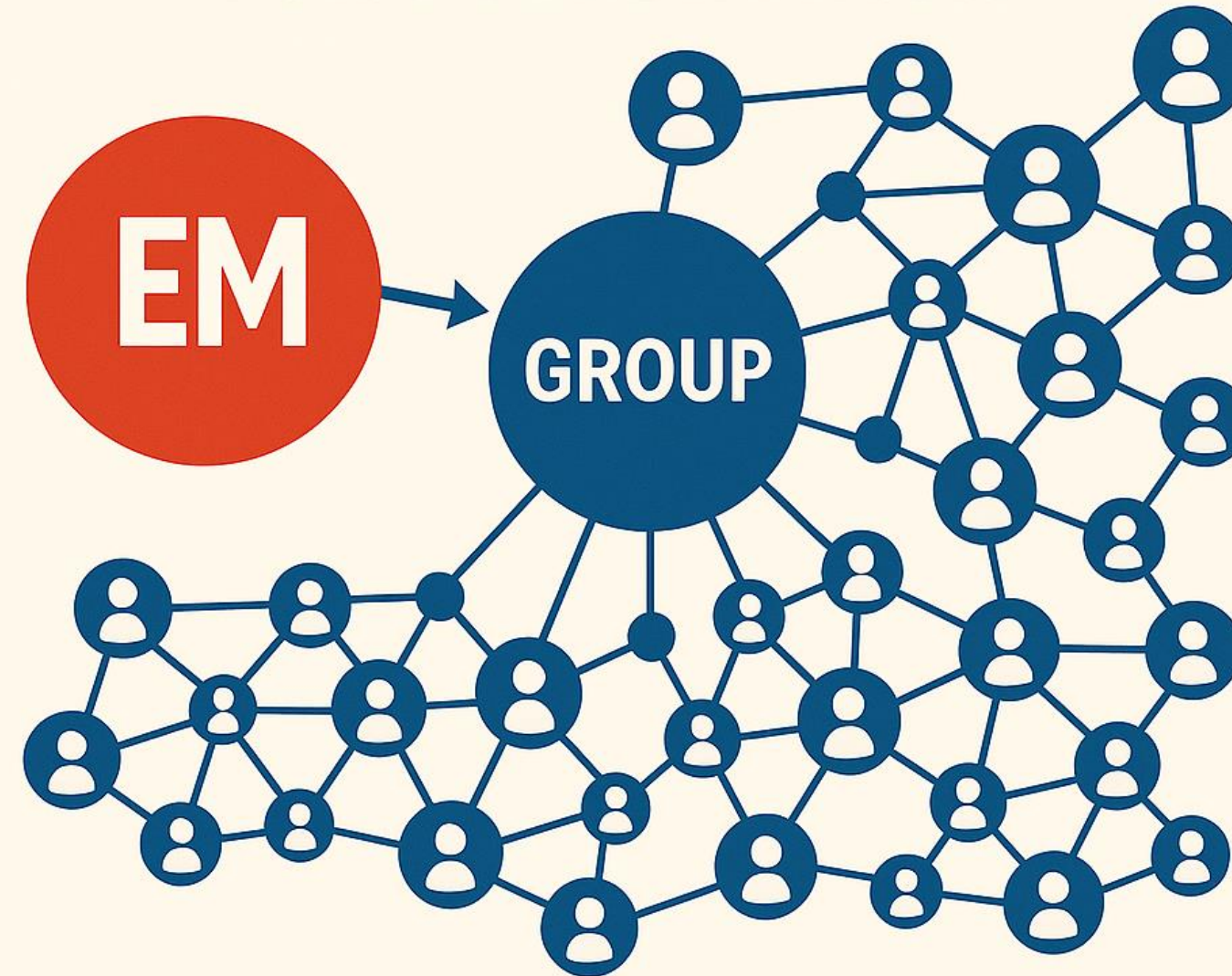


THE LOCAL, STATE, FEDERAL RELATIONSHIP IN AN EMERGENCY IS ABOUT COORDINATION AND SUPPORT – NOT COMMAND AND CONTROL

WHO WORKS IN THE EOC



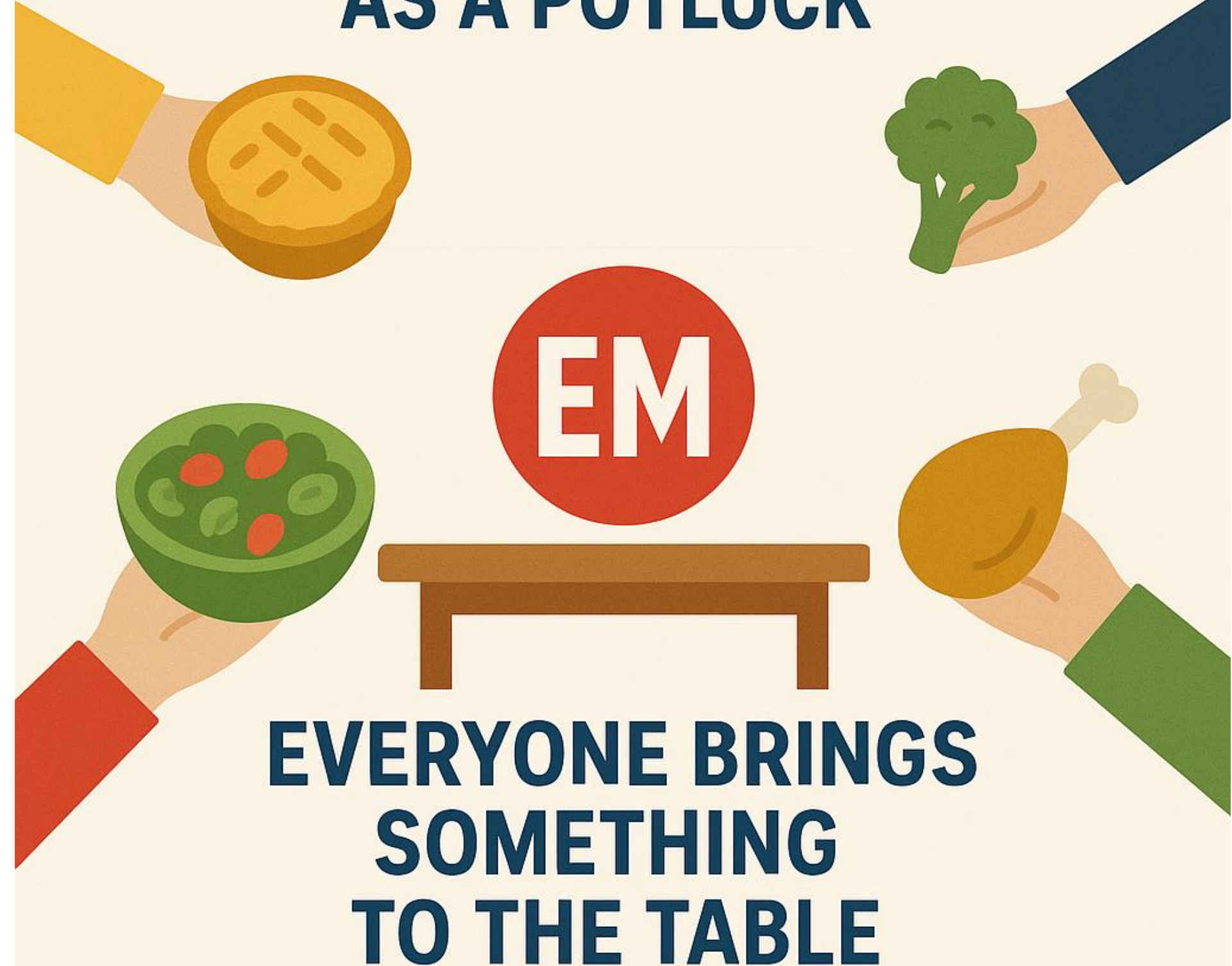
EMERGENCY MANAGEMENT RELIES ON NETWORKS FOR COORDINATION



Successful emergency management requires the involvement of the whole community

- Government
- Businesses
- Non-profits
- Communities
- Individuals

EMERGENCY MANAGEMENT AS A POTLUCK



Question:
Why is preparedness so important in
Hawaii?

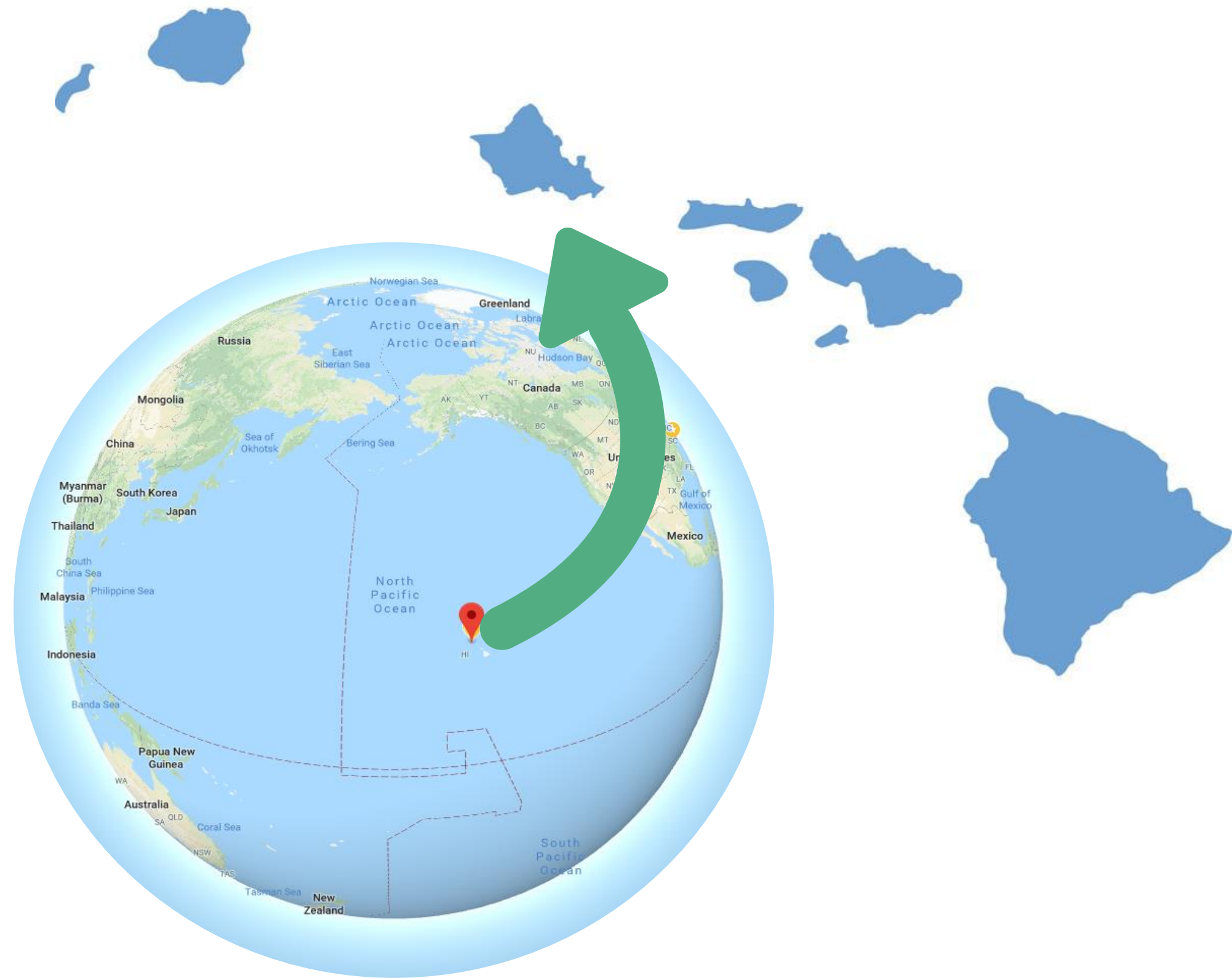


UNIQUE CHALLENGES:

Isolation

Dependence on
Imported Goods

Vulnerable
Infrastructure



What can individuals and communities do?


If nothing else, we all have a role in preparing ourselves and our loved ones for emergencies.



MAKE A PLAN

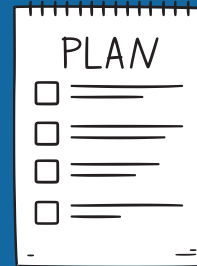


BUILD A KIT



STAY INFORMED





MAKE A PLAN: The Basics

- Know your hazards - What can impact you?
[Honolulu.gov/dem](https://hawaii.gov/dem)
- Communications Plan and Key Contacts
- Evacuation Plan and Reunification
- Recovery Planning
- What special considerations do you need to take into account (pets, keiki, kupuna, disabilities and other unique needs)?

Question:
What hazards can impact you?



Natural Disasters in Hawaii



Hurricane




Flash Flood



Tsunami



Wildfire



Earthquake

Landslides

Tornado

Drought

Strong Winds

High Surf

Severe Weather

Weather Updates

Weather Forecasts:
weather.gov/hfo



WARNING

Hazardous conditions are occurring, imminent or likely.

Poses a threat to life/property.

Take Protective Action



WATCH

Risk of hazardous conditions in the near future.

Could pose a threat to life/property.

Have a Plan of Action.




ADVISORY

Hazardous conditions are occurring, imminent or likely.

Could cause significant inconvenience.

Use Caution.



NATIONAL WEATHER SERVICE

NATIONAL OCEANIC AND ATMOSPHERIC ADMINISTRATION

Local forecast by "City, St" or ZIP code

[Location Help](#)

News Headlines

- Remember the lessons of Hurricane Preparedness Week

NWS Forecast Office Honolulu, HI

Weather.gov > Honolulu, HI

Honolulu, HI
Weather Forecast Office

[Current Hazards](#) [Current Conditions](#) [Radar](#) [Forecasts](#) [Rivers and Lakes](#) [Climate and Past Weather](#) [Local Programs](#)

Customize Your Weather.gov

City, ST

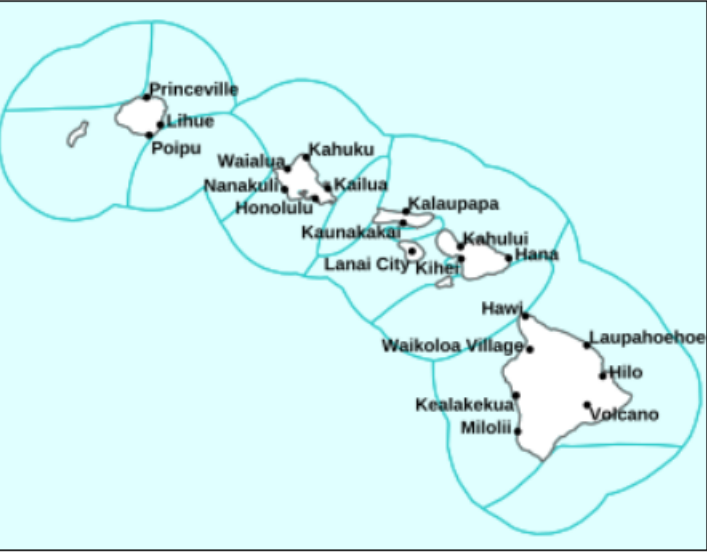
Enter Your City, ST or ZIP Code

☐ Remember Me

[Privacy Policy](#)

Click a location below for detailed forecast.

[Samoan](#) | [Español](#) | [中文](#) | [Tiếng Việt](#) | [Français](#)




Watches, Warnings & Advisories

There are no watches, warnings, or advisories at this time.

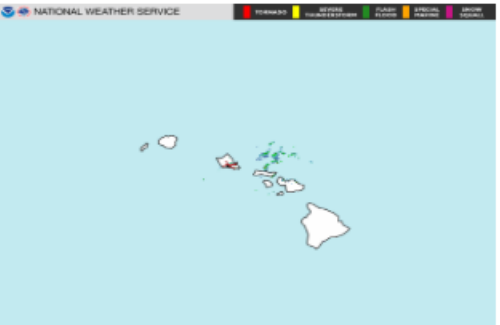
Last Map Update: Sun, Jul 27, 2025 at 9:58:30 pm HST

Tropical Weather Outlook


Seven-Day Graphical Tropical Weather Outlook
National Hurricane Center, Miami, Florida



Hawaii Radar



Satellite





Considerations for Property Managers

- **Step 1:** Understand your risk and your community – Talk to residents, experts, other property managers.
- **Step 2:** Budget – Do you need to fund an emergency planning process?
- **Step 3:** Build the plan
- **Step 4:** Assign roles and responsibilities
- **Step 5:** Communicate with your residents
- **Step 6:** Practice, practice, practice

What elements are included in your plan?

- Critical contact information
- Methods for communicating with residents/staff
- Roles and responsibilities for staff, volunteers, residents
- Evacuation information and site maps
- Utilities and other service information
- Emergency supplies and locations
- Key resident information – who may need help, who may be able to provide help



Communications Plans

- Family and Friends
 - Workplace, Medical, Support Agencies
 - Key Utilities and Recovery Services
- **PHYSICAL COPIES:** Print out your contacts; don't rely on digital only
 - **BANDWIDTH/BATTERY:** Text, Don't Call
 - **POINT OF CONTACT:**
 - Out of State Contact
 - Decide ahead of time who your key points of contact are.



Evacuation Planning

Home

Neighborhood

Away from Home

- CHOICES: Have a few options in your plan
- PRACTICE: Make sure you talk about the plan ahead of time
- COMMUNICATION: Have dedicated point of contact for everyone
- BE FLEXIBLE: You can't plan for everything, have a process, not just a plan



Planning for Disaster Recovery

- Disaster recovery begins with your emergency planning.
- Take photos/videos of your property regularly to make sure you have records of what your property condition.
- Check your insurance. Not all policies are created equal. Make sure you have the right coverage for the hazards you are at risk for.


After a Disaster...

- Take photos/videos of your damage for your insurance company.
- Begin clean up as soon as it is safe to do so. Make sure to wear safety gear and read the labels of cleaning products.
- Stay up-to-date on recovery efforts and support from the City.



If you had 5 minutes to leave your house, what would you take with you?





City and County of Honolulu

EVACUATION GO BAG

What is an EVACUATION GO BAG?

Some disasters or emergencies require quick evacuation. This can occur with little warning, and there may not be enough time to take your entire family disaster supply kit with you.

A Go Bag should provide enough quick-access supplies to get you through the initial phases of an emergency and evacuation. You should have one bag for each member of your household.

Where should I keep my Evacuation Go Bag?

You should keep a Go Bag anywhere you spend a lot of time.

Some ideas:

- By your front door or under your bed
- In your car
- At your office

Why might I need a GO BAG?

If you live in a tsunami evacuation zone, you may be familiar with evacuating for an emergency. Other disasters like wildfires or flashfloods can also require evacuation with very little warning.

An Evacuation Go Bag **IS**:

- A sub-set of your 14-day disaster supply kit
- Essential items needed for an emergency evacuation
- Light and easy to carry (ex: a sturdy backpack)
- Quickly accessible in an emergency

An Evacuation Go Bag **IS NOT**:

- Your entire 14-day emergency kit
- Too heavy to easily carry (ex: a large suitcase)
- Packed away/hard to access quickly



What do I need in my EVACUATION GO BAG?

Pack only essentials in your Go Bag. Don't overpack. A Go Bag is only effective if you can easily evacuate while carrying it.



Your family may have unique needs, make sure to consider those in your planning. This will be different for every household. Some examples are extra batteries for medical devices, pet food, or items for keiki or kupuna.

WHAT'S IN A 14-DAY DISASTER SUPPLY KIT?

An extensive collection of emergency supplies for your **entire household** to use if your household needs to shelter-in-place or evacuate to a safe area for up to **two weeks**.

**Recommended Essentials Kit Below*

No Disaster Supply Kit is the same. Be sure to follow along below to see what makes the most sense for your household.



Photos & Sentimental items



Sleeping Bag



Portable Lamp



Can Opener




Bleach



Go Bag



14-days' non-perishable food



1 gallon per person per day (14 days)

WHAT'S AN EVACUATION GO BAG?

A portable, lightweight emergency kit designed to support **each person** in your household for up to **72 hours** if you need to evacuate quickly. It should contain essentials that you can grab and take with you on short notice.



32 oz Water (minimum) x4 recommended



Ready-to-eat Food



First Aid



Medications & Prescription



Gloves



Reusable Mask



Flashlight & Extra Batteries



Pocket Knife



Emergency Plan & Contacts



IDs & Important Documents



Compact Blanket & Travel Pillow



Rain Coat



Extra Cash



Phone Charger & Backup Battery



Clothing & Extra Undergarments



Personal hygiene products



City and County of Honolulu

DEPARTMENT OF EMERGENCY MANAGEMENT

honolulu.gov/dem | (808)723-8960 | dem@honolulu.gov

**Recommended Essentials Kit Below*

Learn about different Emergency Public Alert and Warning Systems

Non-Emergency Alerts

Sign-up required



HNL ALERTS

Oahu's Official notification system.

Alerts sent to anyone who signs up at hnlalert.gov via text, email, or app.

Used in both routine and emergency situations.

Alerts about emergency situations are sent to all subscribers.

Uses a system provided by a City vendor.

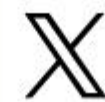


OFFICIAL SOCIAL MEDIA

Alerts are posted on official social media accounts including City, State, and trusted partners.



@oahudem



@oahu_dem

On Scene Alerts

In-person alerts



PUBLIC SAFETY OFFICIALS

First responders or other public safety officials on scene make direct notifications to people at risk.

Can include:

- Door-to-door notifications
- Use of public address systems on emergency vehicles

Emergency Alerts

No sign-up required



EMERGENCY ALERT SYSTEM (EAS)

Alerts that interrupt programming to deliver urgent emergency info on:

- Broadcast TV
- Cable
- Radio
- Satellite radio

Tested the first business day of the month at 11:45 am.

Sent by counties or the state using a system developed by FEMA



WIRELESS EMERGENCY ALERTS (WEA)

Alerts that deliver urgent emergency info to all cellphones in affected geographic areas - no sign up required.

Short, text-like messages.

Sent by counties or the state using a system developed by FEMA



OUTDOOR WARNING SIRENS

Sirens alert people outdoors that they need to tune in to get emergency instructions.

Primarily located in coastal areas to alert people to tsunami threats, but can be used for other hazards.

Tested the first business day of the month at 11:45 a.m.

Sirens are maintained by the state but can be activated by the counties.



OFFICIAL NOTIFICATION SYSTEM OF
THE CITY AND COUNTY OF HONOLULU

Sign up for O'ahu's
NEW notification
system at hnlalert.gov

GET ALERTS BY TEXT, EMAIL, OR IN THE APP.

FOLLOW US:



@oahudem



@oahudem



@oahu_dem

GET ALERTS ABOUT:

Severe Weather

Emergency Info


Road Closures

Ocean Conditions

Water Main Breaks

and more!

PAID FOR BY THE TAXPAYERS OF THE CITY AND COUNTY OF HONOLULU





DEPARTMENT OF EMERGENCY MANAGEMENT



Molly Pierce
Emergency Management Staff Officer (Public Information and
Education)
(808) 723-8957
molly.pierce@honolulu.gov