


IHSL24UL / INSL24UL

24VDC Heavy-Duty Industrial Slide Gate Operator



PRODUCT GUIDE

LiftMaster

POWERED BY myQ

IHSL24UL / INSL24UL

24VDC Heavy-Duty Industrial Slide Gate Operator

The LiftMaster® Heavy-Duty Industrial Slide Gate Operator builds on the brand's legacy of reliability. With the strength to effortlessly move 5,500-pound gates, the operator allows Facility Managers to focus on everyday responsibilities without worrying about failure or frequent maintenance. Easy to install, retrofit, program, and troubleshoot, it delivers worry-free continuous-duty operation—even in extreme weather conditions. The operator consistently lives up to the tireless demands of manufacturing, transportation, municipality, utility and warehouse environments. It also works as a complete system when paired with safety devices and offers full control over access points via myQ® technology.

Popular features

Brushless DC Technology

Continuous-duty motor is more efficient and requires less maintenance, providing reliable DC performance 24/7.

Robust, Lockable Enclosure

14 ga. steel, weatherproof (NEMA 3R rated) cabinet prevents unauthorized access into the operator and protects it from the environment.

Pad and Retrofit Mounting Options

Optional riser (MRIN) makes it easy to replace an existing operator, providing multiple mounting positions and better protection from the climate.

Smooth Start/Stop Operation

Extends the life of the operator and gate hardware.



MRIN Mounting Accessory

Battery Backup

Provides seamless operation by providing standby power when the power is down.

Industrial Grade Gear-Driven Transmission


Rugged and efficient performance for reliable operation, including Class III & IV applications.

Manual Disconnect

Lockable position allows gate to be opened manually when released.

UL® Listed

Gate operator and monitored safety protection devices are tested together to provide a robust, secure system.



Engineered for power and long-term durability

Connect and stay on top with myQ.



myQ Smart Facility Access is a cloud-based solution that keeps you up to date and in control of all of your facility's access points. This allows you to work smarter, improve efficiencies and reduce expenses.*

*When linked with an access control, Powered by myQ, cellular data or Wi-Fi® connection required. Test equipment regularly and follow safety instructions.

Included accessories

S505AL

Monitored Small Profile Resistive Edge

Provide entrapment protection using a pressure-sensitive edge to sense an obstruction in the path of a moving gate. Ideal for low-clearance applications the S505AL is compatible with hardwired or wireless gate applications, in virtually any environment.



LMRRUL

Monitored Retro-Reflective Photo Eye

Provide entrapment protection using this retro-reflective photo eye. The LMRRUL is equipped with a heater for harsh environments and is engineered with a wide beam for ease of alignment at installation; max. range: 50 ft.



Learn more about our Gate Operator Safety Devices at LiftMaster.com/GOSafety.

Recommended accessories

Photo Eyes

Provide entrapment protection with photo eyes at your gate, with your option of retro-reflective or through-beam technology (LMTBUL). LiftMaster Gate Operators come with weatherproof safety entrapment protection devices included. **See the NOTE below.**

Edges

An edge is a pressure-sensitive safety entrapment protection device that senses an obstruction in the path of a moving gate. It sends a signal to the operator. The operator will stop or reverse the gate. Add the LMWEKITU to eliminate the need for wiring between LiftMaster Monitored Resistive Edges and Gate Operators.

Loop Detectors/Loops

Loops prevent the gate from closing on a vehicle in its path by sensing a vehicle using loop wire that is installed in the ground. Add the LOOPDETLTM detector, which plugs into the board for ease of installation.

MRIN Riser Mount

Supports pad mounting and retrofit to SL585UL operators.

Access

Always ensure a way in or out with access products, such as LiftMaster Remote Controls (811LMX). For full visualization of your access points in and out of your facility, connect your gate operator to myQ Facility.

Note:

It is the responsibility of the installer to install external monitored entrapment protection devices for each entrapment zone. Refer to the operator installation manual for specific requirements.

Features

Mechanics

- 24VDC Brushless DC motor drive
- Continuous-duty, high-cycle, high-temperature
- Industrial oil bath gearbox
- Chain: #50 IHSL24UL, #40 INSL24UL

Power

- 120/230V single-phase
- 3PHCONV optional kit converts an input voltage of 208/230/460/575VAC to an output voltage of 120VAC
- Accessory power: 24VDC 1.0A output; switched and unswitched power

Speed

- 0.5-1 ft. per second (variable)

Industrial-Grade Design

- Lockable steel cabinet, weatherproof (NEMA 3R rated)
- UL® usage classification: II, III and IV
- Operator weight: 129 lbs. (INSL24UL)
142 lbs. (IHSL24UL)

Features

- Easy to use manual disconnect
- LED diagnostic display: simplifies installation and troubleshooting
- Quick close and anti-tailgate quickly secure property, preventing unauthorized access
- Monitored safety inputs: 3 main board, 3 expansion board
- Programmable auxiliary relays: make adding additional features easy
- Security+ 2.0® on-board radio receiver: Up to 50 remote controls (unlimited with 811LMX/813LMX)
- Posilock® automatically closes the gate when it is pushed from the closed limit

Note: Not recommended for solar applications.

Business partners

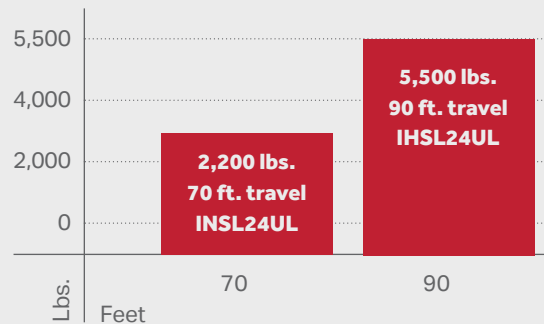
For Sales | 800.282.6225

For Technical Support | 800.528.2806

For Billing | 800.323.2276

To Learn More | LiftMaster.com/UL325Gates

Maximum Capacity



Battery Backup Operation (IHSL24UL / INSL24UL)

	7Ah Battery	33Ah Battery
Cycles	20/55	60/170
Standby Time	105/105 days	180/180 days

(cycles and standby time based on stand-alone system)

Temperature

Without heater	-4°F (-20°C) – 140°F (60°C)
With heater (HTR)	-40°F (-40°C) – 140°F (60°C)

Dimensions

Chassis	24.1" W (69.2 cm)	25.3" H (64.2 cm)	17.7" D (44.9 cm)
---------	----------------------	----------------------	----------------------

Warranty

- 5 years commercial

Carton Contents

- Operator
- Chain – #50 IHSL24UL (25 ft.), #40 INSL24UL (30 ft.)
- S505AL ▪ LMRRUL ▪ Mounting Hardware ▪ Antenna



Scan to learn more about:

IHSL24UL
Available
Now



INSL24UL
Coming Soon in
Late Summer

