

TEST REPORT

M/s Full Spectrum Projects Consulting - FZCO

"LAPROLIN" POLYMER PAINT PROTECTION SYSTEM

Report No: WD-R-260127-0005

Sample No: WD-S-260127-0508

Request No: WD-Q-260127-0004

Date : 28.04.2026



CONTENTS

| | |
|------|--|
| 1.0 | INTRODUCTION |
| 1.1 | Substrate Prepration |
| 2.0 | Test Reports |
| 2.1 | Index of Reports |
| 2.2 | Tensile Strength & Elongation - ASTM D412-16(2021) |
| 2.3 | Drying Time Of Coating ASTM D1640/D1640M-14(2022) |
| 2.4 | Pull Off Adhesion Strength Of Coating On Concrete - ASTM D7234-22 |
| 2.5 | Non Volatile Content Of Coatings - ASTM D2369 – 24 |
| 2.6 | Pencil hardness - ASTM D3363-22 |
| 2.7 | Pull Off Strength Of Coatings On Steel Substrate - ASTM D4541-22 |
| 2.8 | Mandrel Bend Test Of Coating , Test Method B-Cylindrical Mandrel Test - ASTM D522/D522M-17(2021) |
| 2.9 | Impact Resistance - ASTM D2794-93 (2024) |
| 2.10 | Water Resistance Of Coatings Using Water Immersion - ASTM D870-15(2020) |
| 2.11 | Salt Spray Test - ASTM B117-19 |
| 2.12 | Accelerated Weathering Test (UVA Resistance) - ASTM G154-23 |
| 2.13 | Abrasion Resistance - ASTM D4060-25 |



1.0 Introduction

Further to instruction received from M/s Full Spectrum Projects Consulting - FZCO, Wimpey Laboratories L.L.C., Dubai carried out regime of testing on the supplied of samples of "LAPROLIN POLYMER PAINT SYSTEM" for protection of concrete and steel structures; according to the technical requirements.

1.1 Substrate Preparation

| Substrate Type: Concrete | |
|---------------------------------|--|
| Surface Preparation | <ul style="list-style-type: none"> ➤ Wash Concrete with high pressure water ➤ Remove weak or deteriorated concrete mechanically. ➤ Thoroughly remove dust with an industrial vacuum cleaner |
| Alkaline Cleaning | <ul style="list-style-type: none"> ➤ Treat surface with a 10% alkaline solution. ➤ Allow up to 24 hours for reaction. ➤ Rinse thoroughly and allow the surface to dry. |
| Priming System | <ul style="list-style-type: none"> ➤ Apply Laprolin GP Polymer Primer; allow up to 1 hour polymerization ➤ Apply Laprolin Standard Polymer Primer as intermediate layer; allow 2 hours polymerization. |
| Final Coating | <ul style="list-style-type: none"> ➤ Apply Laprolin Extra RUS pH 14 by brush, roller, or airless spray. ➤ Typical system: 1 layer Standard Primer + 3 layers Laprolin Extra RUS pH 14. ➤ Allow up to 15 hours curing per layer depending on humidity. |

| Substrate Type: Steel | |
|------------------------------|--|
| Surface Preparation | <ul style="list-style-type: none"> ➤ Wash the metal surface using high-pressure water to remove dirt and soluble contaminants. ➤ Remove rust, scale, and loose layers by grinding, wire brushing, or abrasive blasting (copper, slag, nickel slag, steel grit). ➤ Remove all dust using an industrial vacuum cleaner. |
| Degreasing | <ul style="list-style-type: none"> ➤ Degrease the surface using solvent R-4 or R-5 (or equivalent). Allow up to 24 hours for reaction. ➤ Allow 2–3 hours for reaction and evaporation ➤ Repeat degreasing if necessary and ensure the surface is fully dry. |



| Substrate Type: Steel | |
|------------------------------|---|
| Priming | <ul style="list-style-type: none"> ➤ Apply a phosphating primer based on orthophosphoric acid equivalent to VL-02 or VL-23. (Used National Paints primer) ➤ Apply by brush, roller, or airless spray at 50–65 g/m². ➤ For carbon steel: one primer layer. ➤ For non-ferrous metals: apply SF-1 adhesion primer first, then VL-02 after drying. ➤ Allow 1 hour touch-dry and 24 hours full curing. |
| Laprolin Application | <ul style="list-style-type: none"> ➤ Apply Laprolin Extra RUS pH 14 by brush, roller, or airless spray |
| | <ul style="list-style-type: none"> ➤ Apply 2–3 layers depending on test scope. ➤ Allow 6–15 hours curing between layers depending on humidity ➤ Maintain relative humidity at 60–70% for optimal polymerization. |



2.0 TEST REPORTS

2.1 INDEX

| | |
|------|--|
| 2.2 | Tensile Strength & Elongation - ASTM D412-16(2021) |
| 2.3 | Drying Time Of Coating ASTM D1640/D1640M-14(2022) |
| 2.4 | Pull Off Adhesion Strength Of Coating On Concrete - ASTM D7234-22 |
| 2.5 | Non Volatile Content Of Coatings - ASTM D2369 – 24 |
| 2.6 | Pencil hardness - ASTM D3363-22 |
| 2.7 | Pull Off Strength Of Coatings On Steel Substrate - ASTM D4541-22 |
| 2.8 | Mandrel Bend Test Of Coating , Test Method B-Cylindrical Mandrel Test - ASTM D522/D522M-17(2021) |
| 2.9 | Impact Resistance - ASTM D2794-93 (2024) |
| 2.10 | Water Resistance Of Coatings Using Water Immersion - ASTM D870-15(2020) |
| 2.11 | Salt Spray Test - ASTM B117-19 |
| 2.12 | Accelerated Weathering Test (UVA Resistance) - ASTM G154-23 |
| 2.13 | Abrasion Resistance - ASTM D4060-25 |



ISO 9001:2015, ISO 14001:2015 & OHSAS 18001:2017 Certified

Report No. : WD-R-260127-0005

Tel : +971 4 327 3123 | Fax: +971 4 236 5308
 email: info.dxb@wimpeylab.com
 www.wimpeylab.com

Page | 5

هاتف : +971 4 327 3123 | فاكس : +971 4 236 5308
 البريد الإلكتروني: info.dxb@wimpeylab.com
 www.wimpeylab.com

2.2 TEST REPORT TENSILE STRENGTH & ELONGATION AS PER ASTM D412-16(2021)

| | | | |
|----------------------|--|---------------|--------------------|
| Client | M/s Full Spectrum Projects Consulting - FZCO | | |
| Sample No | WD-S-260127-0508 | Report No | WD-R-260127-0005/1 |
| Date Received | 27.01.2026 | Casting Date | 06.02.2026 |
| Test Completion Date | 14.02.2026 | Date Reported | 05.03.2026 |

1.0 Scope

This test method covers the determination of the Tensile Strength & elongation properties of vulcanized thermoset rubbers and thermoplastic elastomers.

2.0 Introduction

Further to the request received from **M/s Full Spectrum Projects Consulting - FZCO**, dated 27th of January 2026 the below mentioned sample was tested for elongation as per ASTM D421-16(2021)

3.0 Details of the sample Received

| | |
|---------------------|--------------------------|
| Product Description | Laprolin Sealing Polymer |
|---------------------|--------------------------|

4.0 Application Details

| | | |
|-------------------------------|--------------------------------------|------------|
| Application Method | Brush | |
| Substrate | Nonstick sheet to prepare free film | |
| Conditioning procedure | 23°C, 50% RH | |
| Test Condition | 23°C, 50% RH | |
| Curing Time | 7 Days | |
| Coating System | One coat of Laprolin Sealing Polymer | 250 µm DFT |
| Dry Film Thickness – achieved | 250 µm | |



5.0 Elongation is defined as the percentage increase, or strain, in the original length of a material with the application of a tensile force, or stress.

Tensile Strength is defined as the maximum tensile stress applied in stretching a specimen to rupture

6.0 Test Procedure

- The specimen is casted on a nonstick sheet.
- Test pieces are conditioned & tested at a standard laboratory temperature condition.
- After full cure the specimen are cut to standard dimensions using standard dies
- The jaw separation of the tensile tester is set to the required gauge length. The test specimens are placed in the grips of the testing machine, taking care to align the long axis of the specimen with an imaginary line joining the points of attachment of the grips to the machine. The grips tightened evenly and firmly to the degree necessary to minimize slipping of the specimen during the test.
- The machine starts at a steady rate of grip separation with 500 mm/min. Record the maximum force.
- The specimen is tested until the rupture of film occurs.
- Measure the tensile pull force required to rupture the film.
- Calculate the Tensile Strength & elongation as per the formula below.

Elongation at break (E) in Percentage = $100 [L - L_0] / L_0$

L = observed distance between benchmarks on the extended specimen in mm

L₀ = original distance between benchmarks in mm

Tensile Strength in MPa = F/A

F = Maximum Force

A = Crosssectional Area (Width x Thickness)

7.0 Equipment Details

| | | | |
|---------------|------------------------|----------------------|------------|
| Manufacturer | Tinius Olsen | Load Cell Used | 250 N |
| Model | H25 | Load Serial Number | AP32781 |
| Serial Number | H25KT-0169 | Calibration Date | 14/07/2025 |
| Software used | Tinius Olsen – Horizon | Calibration due date | 13/07/2026 |
| Rate of Speed | 500 mm Per minute | Specimen Gage length | 25 mm |



Report No : WD-R-260127-0005

Tel : +971 4 327 3125 | Fax : +971 4 236 5308
email: info.dxb@wimpeylab.com
www.wimpeylab.com

Page | 7

هاتف : +971 4 327 3125 | فاكس : +971 4 236 5308
البريد الإلكتروني: info.dxb@wimpeylab.com
www.wimpeylab.com

8.0 Test Result

Sample Name: Laprolin Polymer Paint System

Specimen type: Dumbbell Specimen

Type of die used: Die C (Metric Unit)

| Specimen Number | Thickness (mm) | Width (mm) | Max. Load (N) | Tensile Strength (MPa) | Elongation at Break (%) |
|-----------------|----------------|------------|---------------|------------------------|-------------------------|
| 1 | 0.26 | 6.00 | 25.0 | 16.0 | 40.0 |
| 2 | 0.29 | 6.00 | 24.0 | 13.7 | 48.0 |
| 3 | 0.26 | 6.00 | 29.6 | 18.7 | 60.2 |
| 4 | 0.27 | 6.00 | 23.6 | 14.5 | 68.1 |
| 5 | 0.26 | 6.00 | 24.5 | 15.7 | 62.0 |
| Average | | | | 15.7 | 55.6 |

Remarks: None.

Test Method Variation: None.

Signed for and on behalf of Wimpey Laboratories LLC

S. Sarath Kumar
Laboratory Manager



Test results relate only to the samples tested.

This report shall not be reproduced except in full, without the written approval of the laboratory.

-End of text-

ANNEXURE - A

TEST PHOTOS



2.3 TEST REPORT ON DRYING TIME OF COATING ASTM D1640/D1640M-14(2022)

| | | | |
|----------------------|--|---------------|--------------------|
| Client | M/s Full Spectrum Projects Consulting - FZCO | | |
| Sample No | WD-S-260127-0508 | Report No | WD-R-260127-0005/2 |
| Date Received | 27.01.2026 | Casting Date | 06.02.2026 |
| Test Completion Date | 06.02.2026 | Date Reported | 05.03.2026 |

1.0 Scope

This test method specifies method for determining the surface-drying characteristics of a coating of a paint or varnish which dries by the action of air or by chemical reaction of its components.

2.0 Introduction

Further to the request received from **M/s Full Spectrum Projects Consulting - FZCO**, dated 27th of January 2026, the below mentioned sample was tested for Surface Drying time as per ASTM D1640/D1640M-14(2022)

3.0 Product Details

| | |
|---------------------|--------------------------|
| Product Description | Laprolin Sealing Polymer |
|---------------------|--------------------------|

4.0 Application Details

| | |
|-----------------------------|-----------------------|
| Application Method | Brush |
| Substrate | Glass Plate |
| Test Condition | 23°C and 50% Humidity |
| Dry Film Thickness-Achieved | 104µm |



5.0 Surface Dry Time, the film is set-to-touch when it still shows a tacky condition, but none of it adheres to the finger.

6.0 Test Procedure:

The coating material is applied on the glass panel with specified coating thickness. After a specified period of time coating is slightly brushed. Surface dry time is noted when the coating can be touched lightly without leaving a mark or feeling sticky.

7.0 Test Result

| Product Identification | Test | Test Method | Unit | Result | | |
|--------------------------|------------------|----------------------------|---------|--------|-----|------------|
| | | | | 1 | 2 | Average |
| Laprolin Sealing Polymer | Surface Dry Time | ASTM D1640/D1640M-14(2022) | Minutes | 432 | 437 | 435 |

Remarks: None.

Test Method Variation: None.

Signed for and on behalf of Wimpey Laboratories LLC

S.Sarath Kumar
Laboratory Manager

Test results relate only to the samples tested.

This report shall not be reproduced except in full, without the written approval of the laboratory.

-End of text-



2.4 TEST REPORT ON PULL OFF ADHESION STRENGTH OF COATING ON CONCRETE USING A PORTABLE PULL OFF ADHESION TESTERS AS PER ASTM D7234-22

| | | | |
|----------------------|--|---------------|--------------------|
| Client | M/s Full Spectrum Projects Consulting - FZCO | | |
| Sample No | WD-S-260127-0508 | Report No | WD-R-260127-0005/3 |
| Date Received | 27.01.2026 | Casting Date | 20.02.2026 |
| Test Completion Date | 27.02.2026 | Date Reported | 05.03.2026 |

1.0 Scope

This test method covers procedures for evaluating the pull-off adhesion strength of a coating on concrete. The test determines the greatest perpendicular force (in tension) that a surface area can bear before a plug of material is detached. Failure will occur along the weakest plane within the system comprised of the test fixture, adhesive, coating system, and substrate, and will be exposed by the fracture surface.

2.0 Introduction

Further to the request received from **M/s Full Spectrum Projects Consulting - FZCO**, dated 27th of January 2026, the below mentioned sample was tested for Pull off Adhesion Strength as per ASTM D7234-22

3.0 Details of Samples Received

| | |
|---------------------|--------------------------|
| Product Description | Laprolin Sealing Polymer |
|---------------------|--------------------------|

4.0 Application Details

| | |
|-------------------------------|---|
| Application Method | Roller |
| Substrate | Concrete |
| Conditioning procedure | 7 Days at 25° C |
| Test Condition | 23°C, 50 % RH |
| Curing Time | 7 Days |
| Coating System | One Coat Laprolin GP Polymer Primer- 60µm Three Coat Laprolin Extra RUS pH 14 - 75µm Applied by brush |
| Dry Film Thickness – achieved | 245µm |

5.0 Adhesion Strength is the pull-off strength (commonly referred to as adhesion) of a coating on rigid substrates such as metal, concrete or asphalt.



6.0 Test Procedure:

- The coating is applied on the concrete substrate as per client's recommended WFT and the curing was done as per client's recommendation.
- Before fixing the dolly the test substrate is scored with 50 mm score bit carefully.
- The pull-off test is performed by securing a loading fixture (dolly, stud) normal (perpendicular) to the surface of the coating with an adhesive.
- After the adhesive is cured, a testing apparatus is attached to the loading fixture and aligned to apply tension normal to the test surface.
- The force applied to the loading fixture is then gradually increased and monitored until either a plug of material is detached, or a specified value is reached.
- When a plug of material is detached, the exposed surface represents the plane of limiting strength within the system.
- The nature of the failure is qualified in accordance with the percent of adhesive and cohesive failures, and the actual interfaces and layers involved.
- The pull-off strength is computed based on the maximum indicated load.

| Equipment Details | | | |
|----------------------|---|---------------------------|---------------------------------|
| Manufacture | Proceq | Test Type | Fixed alignment adhesion tester |
| Model | DY 216 | Adhesive Used | Two Component Epoxy |
| Loading Fixture type | Round Steel Dolly | Loading Fixture Dimension | 50 mm diameter |
| Calibration date | 26/02/2026 | Calibration due date | 25/02/2027 |
| Scoring | Scoring Around the Loading Fixture Prior to Attachment of the Fixture | | |

7.0 Test System

| System Reference** | System Name | System Description |
|--------------------|------------------------------|-------------------------------|
| A | Test Substrate | Concrete Block |
| B | Laprolin Sealing Polymer | Applied at |
| Y | Glue used to fix steel dolly | Two component epoxy glue |
| Z | Fixtures | Steel dolly of diameter 50 mm |



8.0 Test Results

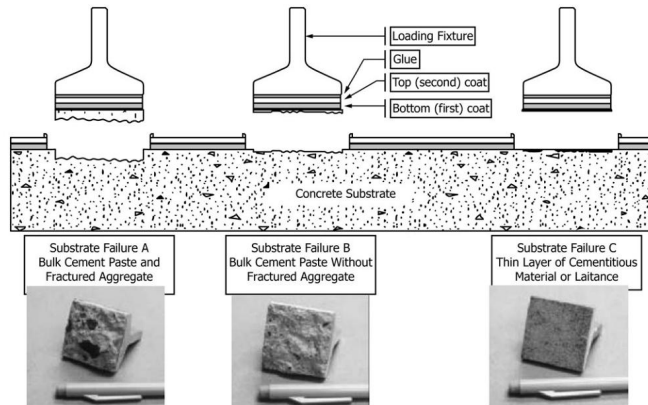
| Product Name | Laprolin Sealing Polymer | | |
|------------------------------------|--------------------------------------|---------------------------|---------------------------|
| Test Method | ASTM D7234-22 | | |
| Specimen Reference | 1 | 2 | 3 |
| Test Location | In House – laboratory Testing | | |
| Test Position | Vertical | Vertical | Vertical |
| Substrate used | Concrete | Concrete | Concrete |
| Diameter of steel dolly (mm) | 50 | 50 | 50 |
| Maximum load Recorded (N) | 9290 | 7990 | 9530 |
| Pull off Adhesion Strength (MPa) | 4.73 | 4.07 | 4.85 |
| Pull off Adhesion Strength (psi) | 686 | 590 | 703 |
| Percentage of Failure** | A: 100% B: 0% Y: 0% | A: 100% B: 0% Y: 0% | A: 100% B: 0% Y: 0% |
| Mode of Failure | 100% Failure observed from substrate | | |
| Average Pull off Adhesion Strength | 659.9 psi | | |
| Average Pull off Adhesion Strength | 4.55 MPa | | |

9.0 *Type of Failure modes in substrate (Below photo for reference)

Substrate Failure A: Bulk cement paste and fractured aggregate.

Substrate Failure B: Bulk cement paste without fractured aggregate.

Substrate Failure C: Thin layer of cementitious material or laitance.



Remarks:None.

Test Method Variation: None.

Signed for and on behalf of Wimpey Laboratories LLC

S.Sarath Kumar
Laboratory Manager


Test results relate only to the samples tested.

This report shall not be reproduced except in full, without the written approval of the laboratory.

-End of text-

ANNEXURE - B

TEST PHOTOS



2.5 TEST REPORT ON NON VOLATILE CONTENT OF COATINGS ASTM D2369 – 24

| | | | |
|----------------------|--|---------------|--------------------|
| Client | M/s Full Spectrum Projects Consulting - FZCO | | |
| Sample No | WD-S-260127-0508 | Report No | WD-R-260127-0005/4 |
| Date Received | 27.01.2026 | Casting Date | - |
| Test Completion Date | 06.02.2026 | Date Reported | 05.03.2026 |

1.0 Scope

This test method describes a procedure for the determination of the weight percent of Non-volatile content of solvent borne and waterborne coatings. Test specimens are heated at 110°C for 60 min.

2.0 Introduction

Further to the request received from M/s Full Spectrum Projects Consulting - FZCO, dated 27th of January 2026, the below mentioned sample was tested for weight percent volatile content of coatings as per ASTM D2369 – 24.

3.0 Details of Sample Received

| | |
|---------------------|--------------------------|
| Product Description | Laprolin Sealing Polymer |
|---------------------|--------------------------|

4.0 Application Details

| | |
|-----------------------|---------------------|
| Application Method | By means of syringe |
| Test Cup | Aluminum Foil Dish |
| Test Duration | 60 minutes |
| Temperature Condition | 110°C |
| Type of air oven used | Hot air oven |

5.0 Non-volatile matter also known as Solid Content of a coating is a residue by mass obtained by evaporation under specified conditions.



6.0 Test Procedure:

A designated quantity of coating specimen is weighed into an aluminum foil dish containing 3 mL of appropriate solvent, dispersed, and heated in an oven at 110°C for 60 min. The percent volatile is calculated from the loss in weight.

7.0 Calculation

$$\text{Percentage Volatiles Matter (V}_A\text{)} = 100 - [((W_2 - W_1) / S_A) \times 100]$$

V_A – Volatile content (%)

W₁ – Weight of dish (mg)

W₂ – Weight of dish plus specimen after heating (mg)

S_A – Specimen Weight (mg)

$$\text{Percentage Non-Volatile Matter (N}_A\text{)} = 100 - V_A$$

8.0 Test Result

Test Standard: ASTM D2369 – 24

| Sample Name | Test | Unit | Result | | |
|--------------------------|--|------|--------|-------|--------------|
| | | | 1 | 2 | Average |
| Laprolin Sealing Polymer | Non-Volatile Content (N _A) | % | 62.44 | 61.40 | 61.92 |

Remarks: None.

Test Method Variation: None.

Signed for and on behalf of Wimpey Laboratories LLC

S.Sarath Kumar
 Laboratory Manager

Test results relate only to the samples tested.

This report shall not be reproduced except in full, without the written approval of the laboratory.

-End of text-



2.6 TEST REPORT ON FILM HARDNESS BY PENCIL TEST

ASTM D3363-22

| | | | |
|----------------------|--|---------------|--------------------|
| Client | M/s Full Spectrum Projects Consulting - FZCO | | |
| Sample No | WD-S-260127-0508 | Report No | WD-R-260127-0005/5 |
| Date Received | 27.01.2026 | Casting Date | 06.02.2026 |
| Test Completion Date | 14.02.2026 | Date Reported | 05.03.2026 |

1.0 Scope

This test method covers a procedure for rapid, inexpensive determination of the film hardness of an organic coating on a substrate in terms of drawing leads or pencil leads of known hardness.

2.0 Introduction

Further to the request received from **M/s Full Spectrum Projects Consulting - FZCO**, dated 27th of January 2026, the below mentioned sample was tested for Film Hardness by Pencil Test as per ASTM D3363-22.

3.0 Details of sample Received

| | |
|---------------------|--------------------------|
| Product Description | Laprolin Sealing Polymer |
|---------------------|--------------------------|

4.0 Application Details

| | |
|-------------------------------|---|
| Application Method | Roller |
| Substrate | Steel Panel |
| Conditioning procedure | 7 Days at 25° C |
| Test Condition | 23°C, 50 % RH |
| Curing Time | 7 Days |
| Coating System | One Coat Primer- 60µm Three Coat Laprolin Extra RUS pH 14 - 75µm Applied by brush |
| Dry Film Thickness – achieved | 252µm |



Report No. : WD-R-260127-0005

Tel : +971 4 327 3125 | Fax : +971 4 236 5308
email: info.dxb@wimpeylab.com
www.wimpeylab.com

Page | 18

هاتف : +971 4 327 3125 | فاكس : +971 4 236 5308
البريد الإلكتروني: info.dxb@wimpeylab.com
www.wimpeylab.com

5.0 Film Hardness by Pencil Test

The two end points of this test is Gouge hardness and Scratch hardness.

Gouge Hardness—The hardest pencil that will leave the film uncut for a stroke length of at least 3 mm.

Scratch Hardness—The hardest pencil that will not rupture or scratch the film.

6.0 Test Procedure:

- The coating material is applied on the panel with specified coating thickness by using a standard applicator.
- The coating is conditioned for 7 days at 23°C temperature and 50% Relative humidity.
- The coated panel is placed on a level, firm, horizontal surface.
- Starting with the hardest lead, the pencil was firmly hold with the lead against the film at a 45° angle (point away from the operator) and pushed away from the operator. The stroke length followed is 6.5 mm.
- The process repeated down the hardness scale until a pencil is found that will not cut through the film to the substrate for a distance of at least 3 mm.
- The process is continued until a pencil is found that will neither cut through nor scratch the surface of the film.

7.0 Test Result

| Sample Name | Test | Test Method | Test Result | Details of Pencil used |
|--------------------------|------------------|---------------|-------------|--|
| Laprolin Sealing Polymer | Gouge Hardness | ASTM D3363-20 | 9H | Manufacturer: Mitsu-Bishi Batch number: 4902778979051 |
| | Scratch Hardness | | 8H | Manufacturer: Mitsu-Bishi Batch number: 4902778979044 |

Remarks: None.

Test Method Variation: None.

Signed for and on behalf of Wimpey Laboratories LLC

S.Sarath Kumar
Laboratory Manager



Test results relate only to the samples tested.

This report shall not be reproduced except in full, without the written approval of the laboratory.

-End of text-

ANNEXURE - C

TEST PHOTOS



2.7 TEST REPORT ON PULL OFF STRENGTH OF COATINGS ON STEEL SUBSTRATE ASTM D4541-22

| | | | |
|----------------------|--|---------------|--------------------|
| Client | M/s Full Spectrum Projects Consulting - FZCO | | |
| Sample No | WD-S-260127-0508 | Report No | WD-R-260127-0005/6 |
| Date Received | 27.01.2026 | Casting Date | 06.02.2026 |
| Test Completion Date | 14.02.2026 | Date Reported | 05.03.2026 |

1.0 Scope

This test method covers a procedure for evaluating the pull off strength (commonly referred to as adhesion) of a coating system.

2.0 Introduction


Further to the request received from **M/s. Full Spectrum Projects Consulting - FZCO**, dated 27th January of 2026, the below mentioned sample was tested for Pull off Strength – ASTM D4541-22.

3.0 Product Details

| | |
|---------------------|--------------------------|
| Product Description | Laprolin Sealing Polymer |
|---------------------|--------------------------|

4.0 Application Details

| | |
|-------------------------------|---|
| Application Method | Roller |
| Substrate | Steel |
| Surface preparation | Abrasive blasting to Sa 2½ (ISO 8501-1 / SSPC-SP 10) |
| Conditioning procedure | 7 Days at 23° C |
| Test Condition | 23°C, 50 % RH |
| Curing Time | 7 days |
| Dry Film Thickness – achieved | One Coat Primer- 60µm Three Coat Laprolin Extra RUS pH 14 - 75µm Applied by brush |
| Coating System | 240µm |



5.0 Adhesion Strength is the pull-off strength (commonly referred to as adhesion) of a coating on rigid substrates such as metal, concrete or asphalt.

6.0 Test Procedure:

- The general pull-off test is performed by securing a loading fixture (dolly, stud) normal (perpendicular) to the surface of the coating with an adhesive.
- After the adhesive is cured, a testing apparatus is attached to the loading fixture and aligned to apply tension normal to the test surface.
- The force applied to the loading fixture is then gradually increased and monitored until either a plug of material is detached, or a specified value is reached.
- When a plug of material is detached, the exposed surface represents the plane of limiting strength within the system.
- The nature of the failure is qualified in accordance with the percent of adhesive and cohesive failures, and the actual interfaces and layers involved.
- The pull-off strength is computed based on the maximum indicated load.

| Equipment Details | | | |
|----------------------|--|---------------------------|---------------------|
| Manufacturer | Elcometer Inspection Equipment | | |
| Model | Elcometer 510 Automatic Adhesion Gauge | Adhesive Used | Two Component Epoxy |
| Loading Fixture Type | Round Steel Dolly | Loading Fixture Dimension | 20 mm Diameter |
| Calibration Date | 04.07.2025 | Calibration Due Date | 03.07.2026 |



7.0 Test Results

| Product Name | Laprolin Sealing Polymer | | |
|--|---------------------------------|---------------------------------|---------------------------------|
| Test Method | ASTM D4541-22 | | |
| Specimen Reference | 1 | 2 | 3 |
| Test Location | Laboratory Testing | | |
| Test Position | Vertical | Vertical | Vertical |
| Substrate used | Steel | Steel | Steel |
| Diameter of steel dolly (mm) | 20 | 20 | 20 |
| Max. Load Applied (N) | 1997 | 2201 | 2113 |
| Pull off Strength (N/mm ²) | 6.36 | 7.01 | 6.73 |
| Pull off Strength (Psi) | 922.44 | 1016.72 | 976.10 |
| Average Pull off Strength (N/mm ²) | 6.70 | | |
| Average Pull off Strength (Psi) | 971.75 | | |
| Mode of Failure | 100 % Cohesive failure observed | 100 % Cohesive failure observed | 100 % Cohesive failure observed |

Remarks: None.

Test Method Variation: None.

Signed for and on behalf of Wimpey Laboratories LLC


S. Sarath Kumar
Laboratory Manager



Test results relate only to the samples tested.

This report shall not be reproduced except in full, without the written approval of the laboratory.

-End of text-

ANNEXURE - D

TEST PHOTOS



2.8 TEST REPORT ON MANDREL BEND TEST OF COATING

ASTM D522/D522M-17(2021) TEST METHOD B-CYLINDRICAL MANDREL TEST

| | | | |
|----------------------|--|---------------|--------------------|
| Client | M/s Full Spectrum Projects Consulting - FZCO | | |
| Sample No | WD-S-260127-0508 | Report No | WD-R-260127-0005/7 |
| Date Received | 27.01.2026 | Casting Date | 06.02.2026 |
| Test Completion Date | 14.02.2026 | Date Reported | 05.03.2026 |

1.0 Scope

This test methods cover the determination of the resistance to cracking (flexibility) of attached organic coatings on substrates of sheet metal or rubber-type materials.

2.0 Introduction


Further to the request received from **M/s Full Spectrum Projects Consulting - FZCO**, dated 27th January 2026, the below mentioned Coating System was tested for Mandrel Bend test as per ASTM D522/D522M-17(2021) Method B.

3.0 Details of the sample received

| | |
|---------------------|--------------------------|
| Product Description | Laprolin Sealing Polymer |
|---------------------|--------------------------|

4.0 Application Details

| | |
|-------------------------------|---|
| Application Method | Roller |
| Substrate | Cold rolled steel strip 0.8 mm thickness |
| Conditioning procedure | 23°C, 50% RH |
| Test Condition | 23°C, 50% RH |
| Coating System | One Coat Primer- 60µm Three Coat Laprolin Extra RUS pH 14 - 75µm Applied by brush |
| Curing Time | 7 days |
| Dry Film Thickness – achieved | 235µm |



5.0 Mandrel Bend Test (Flexibility Test) useful in evaluating the flexibility of coatings. Flexibility is the ability of the material to resist cracking when elongated on flexible substrates.

6.0 Test Procedure

- Apply uniform coatings of the materials under test to the substrates in accordance with Practices D823 and air dry for 7 days at 23°C
- If percent elongation is to be measured, a minimum thickness of 25.4 μm is required on 0.8 mm thick cold-rolled steel.
- Perform a minimum of three determinations of coating thickness on each of the specimens in accordance with Test Method ASTM D1005-95 (2024).
- Place the test panel over a mandrel with the uncoated side in contact and with at least 50 mm [2 in.] overhang on either side. Using a steady pressure of the fingers, bend the panel approximately 180° around the mandrel at a uniform velocity in a time of 1 second unless an alternative time is agreed upon between the producer and the user.
- Remove and examine the panel immediately for cracking visible to the unaided eye. If cracking has not occurred, repeat the procedure using successively smaller diameter mandrels on previously untested areas of a specimen until failure occurs or until the smallest diameter mandrel has been used.
- This procedure can be applied as a “pass/fail” test by determining whether cracking is produced by a specified mandrel size.
- The resistance to cracking value for a coating is taken as the mandrel diameter at which cracking ceases. To determine elongation of the applied coating the bending time shall be 15 seconds.

7.0 Coating Thickness Equipment Details

| Equipment Used | Test method | Model No | Date Calibrated |
|--|---------------------|---|-----------------|
| Elcometer Coating thickness gauge – Type 1 | ASTM D1005-95(2024) | Elcometer 456 Model B Dual FNF Serial Number: MF05029 | 29.08.2025 |
| Calibration certificate Number | | Calibration due date | |
| C20286B003 | | 28.08.2026 | |



8.0 Test Result

Sample Description: Laprolin Sealing Polymer

| Specimen Number | Test | Method | Mandrel Size (mm) | Elongation (%) | Observation |
|-----------------|---------------------------------|--|-------------------|----------------|---------------------------------------|
| 1 | Mandrel Bend test (Flexibility) | ASTM D522/D522M-17(2021) TEST METHOD B | 9.5 mm | 50.0 | No Cracks observed on the test sample |
| 2 | | | 9.5 mm | 50.0 | No Cracks observed on the test sample |
| 3 | | | 9.5 mm | 50.0 | No Cracks observed on the test sample |
| Average | | | 9.5 | 50.0 | - |
| Range | | | 9.5 | 50.0 | - |

Remarks: None

Test Method variation: None

Signed for and on behalf of Wimpey Laboratories LLC


S. Sarath Kumar
 Laboratory Manager



Test results relate only to the samples tested.

This report shall not be reproduced except in full, without the written approval of the laboratory.

-End of text-

ANNEXURE - E

TEST PHOTOS



2.9 TEST REPORT ON IMPACT RESISTANCE AS PER ASTM D2794-93 (2024)

| | | | |
|----------------------|--|---------------|--------------------|
| Client | M/s Full Spectrum Projects Consulting - FZCO | | |
| Sample No | WD-S-260127-0508 | Report No | WD-R-260127-0005/8 |
| Date Received | 27.01.2026 | Casting Date | 06.02.2026 |
| Test Completion Date | 14.02.2026 | Date Reported | 05.03.2026 |

1.0 Scope

This test method covers a procedure for rapid deformation by impact a coating film and its substrate and for evaluating the effect of such deformation.

2.0 Introduction


Further to the request received from **M/s Full Spectrum Projects Consulting - FZCO**, dated 27th of January 2026, the below mentioned sample was tested for Impact Resistance as per ASTM D2794-93(2024).

3.0 Details of Samples Received

| | |
|---------------------|--------------------------|
| Product Description | Laprolin Sealing Polymer |
|---------------------|--------------------------|

4.0 Application Details

| | |
|-------------------------------|---|
| Application Method | Roller |
| Substrate | Steel Plate of thickness 0.80 mm |
| Conditioning procedure | 23°C, 50% RH |
| Test Condition | 23°C, 50% RH |
| Curing Time | 7 Days |
| Coating System | One Coat Primer- 60µm Three Coat Laprolin Extra RUS pH 14 - 75µm Applied by brush |
| Dry Film Thickness – achieved | 258µm |



5.0 Impact Resistance test method covers a procedure for rapidly deforming by impact a coating film and its substrate and for evaluating the effect of such deformation.

6.0 Test Procedure:

- The organic coatings under test are applied to four or more suitable thin metal panels.
- Install the punch having the head diameter of 12.7 mm and place the test panel in the apparatus with the coated side up.
- Be sure the panel is flat against the base support and that the indenter is in contact with the top surface of the panel.
- Lightly place the weight on the indenter and adjust the guide tube so that the lifting pin is at the zero mark. Raise the weight up the tube to a height where it is expected that no failure will occur.
- Release the weight so that it drops on the indenter. Remove the test panel from the apparatus and observe the impact area for cracks in the coating. If no cracks are evident, repeat the procedure at a greater height, increasing 1in. (25 mm) at a time.
- Once visible cracks have been identified, the test is repeated five times at that level, as well as five times above and below that level.
- Break in film was detected by means of a holiday detector.



7.0 Test Panel Preparation and Application Method

- The test panel was prepared as per ASTM D609-17(2022), Procedure A.
- The coating was applied to the panel as per ASTM D823-18(2022)

8.0 DFT Measurement

| | | | |
|--------------------------------|--------------------------|----------------------|--|
| Sample Name | Laprolin Sealing Polymer | Equipment Used | Elcometer Coating thickness gauge – Type 1 |
| Test method | In House Procedure | Serial No | MF05029 |
| Date Calibrated | 29.08.2025 | DFT Measured | 258µm |
| Calibration certificate Number | C20286B003 | Calibration due date | 28.08.2026 |



9.0 Test Equipment Details

| | | | |
|-------------------------------|----------------------------|---------------|---------------------|
| Test Equipment | Dart Impact Tester | Indenter used | 0.500 inch Diameter |
| Weight of Metal Cylinder used | 2.20 pounds | Drop Height | 19.70 inch |
| Failure detector used | Elcometer Holiday Detector | | |

10.0 Test Result

Sample Description: Laprolin Sealing Polymer

| Test | Specimen Number | Observation | Result (kg.m) | Result (Inch-Pounds) |
|-------------------|-----------------|---|---------------|----------------------|
| Impact Resistance | 1 | No failure was observed up to 0.5 meter Height of impact tester. No Extrusions were observed on the sample. | 0.50 | 43.3 |
| | 2 | No failure was observed up to 0.5 meter Height of impact tester. No Extrusions were observed on the sample. | 0.50 | 43.3 |
| Average | | | 0.50 | 43.3 |

Remarks: None.

Signed for and on behalf of Wimpey Laboratories LLC


S. Sarath Kumar
Laboratory Manager




Test results relate only to the samples tested.

This report shall not be reproduced except in full, without the written approval of the laboratory.

-End of text-

ANNEXURE - F

TEST PHOTOS



2.10 TEST REPORT ON WATER RESISTANCE OF COATINGS USING WATER IMMERSION AS PER ASTM D870-15(2020)

| | | | |
|----------------------|--|---------------|--------------------|
| Client | M/s Full Spectrum Projects Consulting - FZCO | | |
| Sample No | WD-S-260127-0508 | Report No | WD-R-260127-0005/9 |
| Date Received | 27.01.2026 | Casting Date | 06.02.2026 |
| Test Completion Date | 14.02.2026 | Date Reported | 05.03.2026 |

1.0 Scope

This test method covers a procedure for rapid deformation by impact a coating film and its substrate and for evaluating the effect of such deformation.

2.0 Introduction

Further to the request received from M/s Full Spectrum Projects Consulting - FZCO, dated 27th of January 2026, the below mentioned sample was tested for Water Resistance as per ASTM D870-15(2020)

3.0 Details of Samples Received

| | |
|---------------------|--------------------------|
| Product Description | Laprolin Sealing Polymer |
|---------------------|--------------------------|

4.0 Application Details

| | |
|-------------------------------|---|
| Application Method | Roller |
| Substrate | Steel Plate of thickness 1.0 mm |
| Conditioning procedure | 23°C, 50% RH |
| Test Condition | 23°C, 50% RH |
| Curing Time | 7 Days |
| Coating System | One Coat Primer- 60µm Three Coat Laprolin Extra RUS pH 14 - 75µm Applied by brush |
| Dry Film Thickness – achieved | 262µm |

5.0 Water Resistance test method covers a procedure for resistance offered by the coating when immersed in water for a specific duration at specific environment condition.

6.0 Test Procedure:

- The test material is molded to a sheet and cured at standard conditions for 7 days.
- Fill the tank with water to a depth such that the test specimens are immersed fully.
- Heat the water to the desired temperature with the circulating system in operation.
- Heat the water to 38°C. Maintain the temperature throughout the test.
- Replace the water if it becomes cloudy or colored. Continuous replacement of the water is permitted. If needed add water to maintain original water level.
- Conclude the test after a specified period of time, or after effects from water immersion have been observed. Wipe the test specimens dry. Rate specimens for changes in color, blistering, etc. Evaluate specimens no less than 5 min and no more than 10 min after removal from test, as the effects from water exposure can change within a short time. Remove only as many specimens as can be rated within the specified time.

8.0 DFT Measurement

| | | | |
|--------------------------------|--------------------------|----------------------|------------|
| Sample Name | Laprolin Sealing Polymer | Equipment Used | Micrometer |
| Test method | In House Procedure | Serial No | 27191044 |
| Date Calibrated | 29/08/2025 | DFT Measured | 262µm |
| Calibration certificate Number | C2086B003 | Calibration due date | 28/08/2026 |

10.0 Test Result

Sample Description: Laprolin Sealing Polymer

| Test | Test Method | Observation |
|---------------------------------------|--------------------|--|
| Water Resistance at 38°C for 24 Hours | ASTM D870-15(2020) | No change in color or blistering or any other changes observed |

Remarks: None.

Signed for and on behalf of Wimpey Laboratories LLC

S.Sarath Kumar
Laboratory Manager

Test results relate only to the samples tested.


This report shall not be reproduced except in full, without the written approval of the laboratory.

-End of text-



ANNEXURE - G

TEST PHOTOS



2.11 TEST REPORT ON SALT SPRAY TEST ASTM B117-19

| | | | |
|----------------------|--|---------------|---------------------|
| Client | M/s Full Spectrum Projects Consulting - FZCO | | |
| Sample No | WD-S-260127-0508 | Report No | WD-R-260127-0005/10 |
| Date Received | 27.01.2026 | Casting Date | 06.02.2026 |
| Test Completion Date | 14.02.2026 | Date Reported | 05.03.2026 |

1.0 Scope

This practice provides a controlled corrosive environment which has been utilized to produce relative corrosion resistance information for specimens of metals and coated metals exposed in a test chamber.

2.0 Introduction

Further to the request received from **M/s Full Spectrum Projects Consulting - FZCO**, dated 27th of January 2026, the below mentioned sample was tested for Salt Spray as per ASTM B117-19

3.0 Details of sample received

| | |
|---------------------|--------------------------|
| Product Description | Laprolin Sealing Polymer |
|---------------------|--------------------------|

4.0 Application Details

| | |
|-------------------------------|---|
| Application Method | Roller |
| Substrate | Blasted Carbon Steel Panel |
| Conditioning procedure | 23°C, 50% RH |
| Test Condition | 23°C, 50% RH |
| Curing Time | 7 Days |
| Coating System | One Coat Primer- 60µm Three Coat Laprolin Extra RUS pH 14 - 75µm Applied by brush |
| Dry Film Thickness – achieved | 275µm |



5.0 TEST PROCEDURE

5.1 Coating Application

The Coating system was brush applied to concrete panel of size 100x75mm. Applied panels were cured for 7 days.

5.2 Exposure Procedure

Two cleaned coated specimens with identification numbers loaded into the salt spray equipment. The specimen supported with the surface at angle between 15° and 30° from the vertical.

The coated panels were exposed for 500 hours within the salt spray chamber. After completion of exposure, the specimens were carefully removed from the chamber specimens were gently washed in clean running water to remove salt deposits from their surface and then immediately dried. The panels are examined immediately, and details are recorded.

5.3 Exposure Regime

| | |
|-----------------------------------|---|
| Type of salt and water used | Salt: NaCl (Q-Lab USA) Water: Water confirming to type IV as per ASTM D1193-06(2018) |
| Salt Solution Used | (5% NaCl+95% water) by mass |
| Volume of salt solution collected | 1.5 ml |
| Specific gravity of salt solution | 1.030 -1.032 |
| pH of Solution | 6.5 -7.2 |
| Temperature of Exposure Zone | 35°C |
| Support Angle | 25° |
| Exposure Duration | 500 Hours |

6.0 TEST RESULTS

The Assessment of degree of blistering and degree of rusting of the specimen after the exposure period was undertaken in accordance with the procedures given in ASTM D714-02(2017), ASTM D610-08(2019) Finally, a photograph of the exposed specimen was taken with the unexposed specimen for reference.



| SALT SPRAY TEST | | | |
|---------------------|-------------------------------|--|--------------------|
| Specimen Number | | Specimen 1 | Specimen 2 |
| Exposure | | 500 hours | |
| ASTM D714-02(2017) | Blistering | 10 (No Blistering) | 10 (No Blistering) |
| ASTM D610-08(2019) | Rusting | 10 (No Rusting) | 10 (No Rusting) |
| ASTM D1654-08(2016) | Undercutting from scribe (mm) | 0 | 0 |
| Visual Inspection | | No blisters or no rusting was observed, no other visual failure observed | |
| Conclusion | | Pass | |

Remarks: None.

Signed for and on behalf of Wimpey Laboratories LLC


S. Sarath Kumar
Laboratory Manager



Test results relate only to the samples tested.

This report shall not be reproduced except in full, without the written approval of the laboratory.

-End of text-

ANNEXURE - H

TEST PHOTOS



TEST PHOTOS BEFORE EXPOSURE

TEST PHOTOS AFTER EXPOSURE



2.12 TEST REPORT ON ACCELERATED WEATHERING TEST (UVA RESISTANCE) - ASTM G154-23

| | | | |
|----------------------|--|---------------|---------------------|
| Client | M/s Full Spectrum Projects Consulting - FZCO | | |
| Sample No | WD-S-260127-0508 | Report No | WD-R-260127-0005/11 |
| Date Received | 27.01.2026 | Casting Date | 06.02.2026 |
| Test Completion Date | 14.02.2026 | Date Reported | 05.03.2026 |

1.0 Scope

This practice is limited to the basic principles of operating a fluorescent UV lamp and water apparatus intended to reproduce the weathering effects that occur when materials are exposed to sunlight and moisture as rain or dew in actual usage.

2.0 Introduction

Further to the request received from **M/s Full Spectrum Projects Consulting - FZCO**, dated 27th of January 2026, the below mentioned sample was tested for Accelerated weathering test as per ASTM G154-23

3.0 Details of sample received

| | |
|---------------------|--------------------------|
| Product Description | Laprolin Sealing Polymer |
|---------------------|--------------------------|

4.0 Application Details

| | |
|-------------------------------|---|
| Application Method | Roller |
| Ambient Condition | 23°C, 50% RH |
| Curing Time | 7 Days |
| Substrate | Steel Panel |
| Coating System | One Coat Primer- 60µm Three Coat Laprolin Extra RUS pH 14 - 75µm Applied by brush |
| Dry Film Thickness – achieved | 264 µm |



5.0 TEST PROCEDURE

5.1 Coating Application

The Coating system was brush applied to concrete panel of size 100x75mm. Three Panels were prepared by same procedure and cured the panels for 7 days at 23°C and 50% RH.

5.2 Accelerated Weathering

Two coated panels were exposed to QUV weathering device and followed in general accordance with ASTM G154-23. Using the following exposure regime and one coated sample is kept as control sample.

5.3 Exposure Regime

8 hours UV at 60°C
4 hours condensation at 50°C.
Total exposure: 500 Hours

Light source: UVA-340.

Spectral Irradiance: 0.89 W/m²/nm

After 500 hours of the above cycling weathering regime, the exposed specimen was removed, visually examined and compared with control specimen. The following assessment test methods were conducted.

- 1) Assessment of Degree of Blistering (ISO 4628-2:2016)
- 2) Assessment of Degree of Cracking (ISO 4628-4:2016)
- 3) Assessment of Degree of Flaking (ISO 4628-5:2022)
- 4) Assessment of Degree of Chalking (ISO 4628-6:2023)

6.0 TEST RESULTS

The Assessment of degree of blistering, degree of cracking, degree of flaking and degree of chalking of the weathered specimen after the exposure period was undertaken in accordance with the procedures given in ISO 4628, Part 2, 4, 5 & 6 as detailed in the table overleaf. Finally, a photograph of the exposed specimen was taken with the unexposed specimen for reference.



ACCELERATED WEATHERING TEST (UVA RESISTANCE) - ASTM G154-23

Panel Evaluation

| Panel No | Degree of Blistering ISO 4628-2:2016 | Degree of Chalking ISO 4628-6:2011 | Degree of Cracking ISO 4628-4:2016 | Degree of Flaking ISO 4628-5:2016 |
|----------|---|---------------------------------------|---------------------------------------|--------------------------------------|
| 1 | 0(S0) | 0(S0) | 0(S0) | 0(S0) |
| 2 | 0(S0) | 0(S0) | 0(S0) | 0(S0) |

7.0 Test Results

Test Standard: ASTM G154-23

Product Description: Laprolin Sealing Polymer

| Test | Observation |
|----------------------------------|---|
| Artificial Weathering (500Hours) | No cracking, No chalking, No flaking, No blistering. Color change was observed |

Color Change

| Color Coordinate's | | Initial Reading | Final Reading |
|--------------------|----|-----------------|---------------|
| Color Test | L* | 66.09 | 58.27 |
| | a* | -1.98 | 5.23 |
| | b* | 27.66 | 31.43 |
| ΔE | | 11.853 | |

Remarks: None.

Test Method Variation: None.

Signed for and on behalf of Wimpey Laboratories LLC

S. Sarath Kumar
Laboratory Manager



Test results relate only to the samples tested.

This report shall not be reproduced except in full, without the written approval of the laboratory.

-End of text-

ANNEXURE - I

TEST PHOTOS

Before Test



After Test



2.13 TEST REPORT ON ABRASION RESISTANCE OF ORGANIC COATINGS BY THE TABER ABRASER ASTM D4060-19(2025)

| | | | |
|----------------------|--|---------------|------------------|
| Client | M/s Full Spectrum Projects Consulting - FZCO | | |
| Sample No | WD-S-260413-1253 | Report No | WD-R-260413-0451 |
| Date Received | 13.04.2026 | Casting Date | 20.04.2026 |
| Test Completion Date | 27.04.2026 | Date Reported | 28.04.2026 |

1.0 Scope

This test method covers the determination of the resistance of organic coatings to abrasion produced by the Taber Abraser on coatings applied to a plane, rigid surface, such as a metal panel.

2.0 Introduction

Further to the request received from **Full Spectrum Projects Consulting - FZCO** dated 13th April of 2026, the below mentioned sample was tested for Abrasion Resistance of organic coatings by Taber Abraser as per ASTM D4060-19(2025).

3.0 Details of Samples Received

| | |
|---------------------|--------------------------|
| Product Description | Laprolin Sealing Polymer |
|---------------------|--------------------------|

4.0 Application Details

| | |
|-------------------------------|---|
| Application Method | Brush |
| Substrate | Steel |
| Surface preparation | Abrasive blasting to Sa 2½ (ISO 8501-1 / SSPC-SP 10) |
| Conditioning procedure | 7 Days at 23° C |
| Test Condition | 23°C, 50 % RH |
| Curing Time | 7 days |
| Coating System | One Coat Primer- 60µm Three Coat Laprolin Extra RUS pH 14 - 75µm Applied by brush |
| Dry Film Thickness – achieved | 266 µm |



5.0 Standardization

- To ensure that the abrading function of the wheels is maintained at a constant level, prepare the abrading wheels prior to each test
- Mount the selected abrasive wheels on their respective flange holders, taking care not to handle them by their abrasive surfaces
- A load of 1000g per wheel should be used.
- Mount the resurfacing medium (S-11 abrasive disc) on the turntable and secure in place with the clamp plate, nut and clamping ring. Lower the abrading heads carefully until the wheels rest squarely on the abrasive disk. Place the vacuum pick up nozzle in position and adjust it to a distance of 3 ± 1.0 mm.

6.0 Conditioning

- Condition the coated panel for 7 days at 23 ± 2 °C and $50\pm 5\%$ RH
- Conduct the test in the same environment or immediately on removal therefrom.

7.0 Procedure

- Weigh the test specimen to the nearest 0.1 mg
- Mount the test specimen on the Abraser turntable platform with the side to be abraded facing up
- Place the abrading heads on the test specimen and the vacuum pick up nozzle in position and adjust it to a distance of 3 ± 1.0 mm
- Affix the auxiliary masses and set the vacuum suction force to 100.
- Subject the test specimen to abrasion for the specified number of cycles
- Remove any loose abrading remaining on the test specimen by light brushing. Reweigh the test specimen.
- Repeat at least one additional test specimen of the material under test.

8.0 Calculation

$$\text{Weight Loss (L)} = A - B$$
$$\text{Wear Index (I)} = [(A - B) \times 1000] / C$$

L = weight loss

I = Wear Index

A = weight of test specimen before abrasion, mg

B = weight of test specimen after abrasion, mg

C = Number of cycles of abrasion recorded



9.0 Test Details

| | | | |
|---|---|---|----------------------|
| Temperature and Humidity during conditioning | 23±2 °C and 50±5% RH | Temperature and Humidity during the time of testing | 23±2 °C and 50±5% RH |
| Thickness of the coating | 266 µm | Type of abrasive wheels used | CS-17 |
| Load applied to the abrasive wheels (per arm) | 1000 g | Vacuum nozzle height (mm) | 3 |
| Vacuum suction setting | 137 millibar | Vacuum opening diameter (mm) | 8 |
| Frequency of resurfacing | The wheels resurfaced before testing each specimen and after every 500 cycles | Number of wear cycles recorded for each test specimen | 1000 |

10.0 Equipment Details of Abraser

| | | | |
|----------------------|---------------|-----------------|------------|
| Name of Equipment | Taber Abraser | Model | 1700 |
| Serial No | 20251637 | Date Calibrated | 02.04.2026 |
| Calibration due date | 01.10.2026 | | |

11.0 DFT Measurement

| | | | |
|--------------------------------|--------------------------|----------------------|--|
| Sample Name | Laprolin Sealing Polymer | Equipment Used | Elcometer Coating thickness gauge – Type 1 |
| Test method | ASTM D 7091-13 | Model No | Elcometer 456 Model B Dual FNF Serial Number: MF05029 |
| Date Calibrated | 29.08.2025.2024 | DFT Measured | 266 µm |
| Calibration certificate Number | C2086B003 | Calibration due date | 28.08.2026 |

12.0 Test Results

Sample Name: Laprolin Sealing Polymer

| Test | Before Test | After Test | Weight Loss | Wear Index |
|------|-------------|------------|-------------|-------------|
| | (mg) | | | |
| 1 | 214523.0 | 214505.7 | 17.3 | 17.3 |
| 2 | 216062.9 | 216038.4 | 24.5 | 24.5 |
| 3 | 216176.7 | 216155.1 | 21.6 | 21.6 |
| | Mean | | 21.1 | 21.1 |
| | Range | | 17.3 - 24.5 | 17.3 - 24.5 |

Remarks: None

Signed for and on behalf of Wimpey Laboratories LLC

S. Sarath Kumar
Laboratory Manager



Test results relate only to the samples tested.

This report shall not be reproduced except in full, without the written approval of the laboratory.

-End of text-