

# HOW TO PLAN YOUR NEW BATHROOM



01691 650031

[info@dpowellplumbing.co.uk](mailto:info@dpowellplumbing.co.uk)

[www.dpowellplumbing.co.uk](http://www.dpowellplumbing.co.uk)



## NEVER RUSH YOUR BATHROOM DESIGN AS YOU MAY BE REGRETTING IT FOR THE NEXT 12 YEARS

Planning your bathroom may seem a daunting task, but here at **Lifestyle Kitchens & Bathrooms**, we want to guide you through some easy to follow step by step guides.

With over 20+ years of experience, we want to share some of the most crucial points to help with the planning of your new bathroom.

Whether you are looking to give an existing bathroom a new lease of life or wanting to create a new bathroom from scratch, our list of top tips for planning the perfect bathroom below will help ensure you hit the ground running.

As bathrooms are normally changed every 8 - 12 years, it's paramount that you take your time and don't rush. It can be far more cost-effective to ensure that you have planned your bathroom properly, than having to re-design and rectify problems after your bathroom installation.

If you are looking for a new bathroom then our bathroom surveyors at Lifestyle Kitchens & Bathrooms will be on hand throughout the whole process.

01

## WHATS YOUR BUDGET

It's important from the outset to set expectations based on your budget.

02

## YOUR LAYOUT

One of the most important things you can do when renovating your bathroom is to properly plan the layout

03

## GET INSPIRATION

Starting to get your creative juices flowing can be a challenge, so don't beat yourself up

04

## DON'T SKIP ON STORAGE

With your new bathroom design, you have the opportunity to plan practical storage solutions

05

## LET THERE BE LIGHT

Electrical safety is absolutely paramount, so ensure that you get a qualified electrician to conduct the work

06

## FEASIBILITY

Your new bathroom will have its limitations due to your budget, space and lifestyle requirements.

07

## GET SOME VENTILATION & HEATING

Without ventilation, damp can occur and that's a real problem you want to avoid.

08

## DON'T SLIP ON FLOORING

Practicality is the main consideration when it comes to specifying a floor covering for the bathroom area



## 1. BUDGET

### ***YOUR BATHROOM IS USED MORE TIMES THAN YOUR DINING OR FAMILY ROOM...***

We all have our own vision of how we want our new bathroom to look.

It's important from the outset to set expectations based on your budget.

In general, the cost of replacing a new bathroom can range from around £2,800 - £6,700 for a basic to mid range bathroom. Luxury bathrooms can cost more than £7,000. If you are also considering underfloor heating, then this budget will increase dramatically.



An independent survey (***source ranker.com***), stated that your bathroom is used more times than your dining room or family room. A key point when allocating a budget to your new bathroom.

Our bathroom surveyor will talk you through a variety of different options and find suitable alternatives to accommodate most budgets.



## 2. LAYOUT

One of the most important things you can do when renovating your bathroom is to properly plan the layout.

### CREATE A ROUGH DRAFT TO VISUALISE YOUR IDEAL BATHROOM LAYOUT

Once thought of as a purely practical space, the bathroom is now viewed by many homeowners as a place of personal oasis and relaxation.

One of the very first things to consider is the position of your toilet. This is usually dictated by your soil pipe. In most cases, it will be much easier to fit your toilet where the soil pipe exits the room, rather than considering a different layout.

Following this, you should decide which other products you would like to include, such as sink type, bathroom furniture, bath, or shower.

To help gain a sense of space you can plan your bathroom layout by simply getting a piece of graph paper and drawing out your bathroom size to scale.





## 3. INSPIRATION

Do you prefer a minimalistic feel with clean colours or are you more drawn to a more rustic Scandinavian theme?



## STRUGGLING FOR IDEAS...YOU ARE NOT ALONE!

It can be a real challenge to get those creative juices flowing and there's nothing wrong with that.

You should never feel pressured or rushed, so don't decide on a layout or style until you're 100% happy

Your bathroom surveyor will have a variety of different layouts and designs ideas for you.

To create a colour theme within your bathroom, request samples of tiles, paint, and flooring.

You can also search the vast number of bathroom design websites, that will provide inspiration so you can discuss with your installation company.

Family and friends can be good sounding boards and may be able to share their experiences.

Home improvement magazines can also be a great source of fresh ideas. The 'ideal bathroom' & 'kitchen & bathroom as examples, may add value to your lack of inspiration.

## ENJOY THE VAST ARRAY OF FREE INSPIRATIONAL IDEAS AVAILABLE



## 4.STORAGE

One of the most important things you can do when renovating your bathroom is to plan your storage.


## DONT SCRIMP ON STORAGE SOLUTIONS AS YOU MAY REGRET IT LATER

With your new bathroom design, you have the opportunity to plan practical storage solutions.

Some people are happy to have all their soap, toothpaste, toilet rolls & bath towels in full view. Other's prefer a more minimalistic feel, so out of sight is more to their preference.

The storage space you will need will likely depend on your lifestyle requirements. A family bathroom will need more storage space for bath toys, sponges, and kids' shampoos.

Manufacturers understand these types of problems, so you will have plenty of clever storage solutions to consider.





## 5. LIGHTING

### ***PAY ATTENTION TO THE BATHROOM LIGHTING REQUIREMENTS FROM A PRACTICAL POINT OF VIEW***

A light fitting positioned centrally within your bathroom should provide sufficient brightness for everyday bathroom activities.

Some people like dimly lit bathrooms where they can enjoy all the rejuvenating qualities afforded by a long soak in the bath by candlelight. Others prefer a much more enlightening experience. Your preference will determine both the number and type of lights you install.



Electrical safety is absolutely paramount, so ensure that you get a qualified electrician to conduct the work.

Ensure that all the electrical installations comply with current building regulations. Either your bathroom surveyor or electrician will be able to provide further advice.

## BEING HONEST WITH YOURSELF CAN SOMETIMES BE A REAL CHALLENGE

If you are a homeowner, you will have already likely experienced this before. The fact to be realistic and that sometimes you have to lead with your head instead of your heart.

You may fall in love with certain features that you cannot have because they are just out of your price range or simply won't fit in your layout, you'll end up feeling disappointed – even if your finished bathroom is absolutely gorgeous.

It can be a difficult pill to swallow, but keeping it real from the outset is important. Sure, you can try and pack your new bathroom with stuff, but you will likely regret it further down the line. So, accept what's feasible with what you have got and appreciate that on some occasions certain things can just be out of reach.



## 6. WHAT'S FEASIBLE

Your new bathroom will have its limitations due to your budget, space, imagination & lifestyle requirements.





## 7. VENTILATION & HEATING

---

### ***WITHOUT VENTILATION, DAMP CAN OCCUR AND THAT'S A REAL PROBLEM YOU WANT TO AVOID.***

It's crucial that when designing your new bathroom, that you ensure you have adequate ventilation.

If you overlook the ventilation in your bathroom, you'll regret it later. That's because poor ventilation in a room that contains a lot of moisture is a recipe for disaster.

Not only will you likely experience a build-up of mould on your walls, you'll also have the headache of constant condensation on your windows, mirrors and shower cubicles.



Towel radiators and underfloor heating have become very popular in modern-day bathrooms.

People opt for positioning their heated towel radiators on the wall and therefore freeing up valuable floor space.

Although there are a variety of different sizes available, they are smaller than radiators.

### **KEEP YOUR TOWELS WARM WITH YOUR WALL-MOUNTED TOWEL RADIATOR**

There's a wide array of different materials you can use for your bathroom floor, including vinyl, natural stone, engineered wood or laminate. Your choice will all come down to your personal taste and available budget.

To avoid unnecessary accidents within your bathroom area, it's essential to select a water-resistant surface that won't become slippery when wet.

We recommend a tile with a matt, textured surface. This will ensure the floor is anti-slip and safe.

## ***FLOOR PORCELAIN TILES***



Low maintenance



Easy to clean



Stain proof



## **8. FLOORING**

Practicality is the main consideration when it comes to specifying a floor covering for the bathroom area

Do you have your heart set on underfloor heating? While it's a lovely feature to have, be aware that this could put a serious dent in your budget and requires your bathroom to undergo some major surgery.



# Working in your home during COVID-19

It is completely natural to have concerns when our engineers are working in your home. Whether it's a boiler breakdown, broken tap or leaking radiator. Whatever the job we are doing in your home, rest assured we have the **safety of both our staff and customers as the highest priority**.

## Our COVID-19 protocol

Before we start any work in your home, we will do a **risk assessment** to maximise safety for all



Throughout our engineers will adhere to strict **social distancing**

Our engineers have all the **appropriate PPE** and will be worn at all times in your home



We will **wash our hands** using our own hand wash, soap & sanitiser

Frequent **cleaning of objects and surfaces** that are touched regularly, using our usual cleaning products.



## Prior to our arrival

We will communicate with your household prior to and on arrival, to ensure that you understand the social distancing and hygiene measures that should be followed once work has commenced.

We may ask you to open internal doors to avoid our engineers touching doors & surfaces



We are here to answer any questions or concerns that you may have in relation to our engineers working in your home.

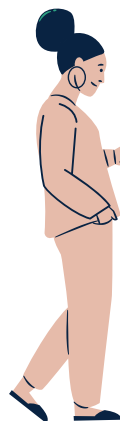
## If we need to talk...



This should be done outside your home with social distancing. We are here to help, so please don't feel that you cannot ask us any questions or raise any concerns.

**SOURCE: WORKING SAFELY DURING CORONAVIRUS (COVID-19) IN OTHER PEOPLE'S HOMES**

## Please keep us informed...



If any of your household develops any symptoms in relation to COVID-19 you must inform us right away.

Our contact details will be provided before we commence any work.

# OUR OTHER SERVICES



Utilising our relationship with our partner company **D Powell Plumbing & Heating**, we are able to provide a comprehensive array of plumbing & Heating services.




D Powell Plumbing & Heating is a family-run business delivering a wide range of quality plumbing & heating services to customers across Shropshire, Powys, and Cheshire.

We are Worcester Bosch accredited installers meaning that all boiler installations, servicing, or repair work will be done to the highest of standards.

## WHY USE THE SERVICES OF D POWELL PLUMBING & HEATING

- ✓ Finance packages available
- ✓ Gas safety engineers
- ✓ Amazing local reviews
- ✓ Worcester Bosch accredited

We offer free quotations on your new boiler requirements, with no obligation. We don't baffle you with technical jargon, just honest and open advice on your new boiler based upon your requirements.



**Contact us today for  
your free bathroom  
quotation.**

**01691 650031**

**info@dpowellplumbing.co.uk**

**www.dpowellplumbing.co.uk**

 **LifeStyle**  
KITCHENS & BATHROOMS  
PART OF THE D POWELL GROUP