




CUSTOMER MOVING AND PACKING CHECKLIST.



CONTACT INFORMATION

 www.happyhelpersmovingco.com  admin@happyhelpersmovingco.com  (941) 541-1434



HAPPY HELPERS MOVING & PACKING CHECKLIST

A simple, customer-friendly guide you can actually use.

6–8 Weeks Before Your Move

- ☐ Walk through your home and declutter—donate, toss, or keep.
- ☐ Measure doorways, stairs, and rooms in your new place.
- ☐ Start a small “moving folder” on your phone or laptop.
- ☐ Take photos of valuables for your records.
- ☐ Begin gathering supplies.

4–6 Weeks Before Your Move

- ☐ Start packing the easy areas: guest rooms, seasonal items, décor, books.
- ☐ Make a simple inventory list.
- ☐ Notify schools and start updating your address where needed.
- ☐ Confirm utility transfers for both homes.

*If this already feels like a lot of evenings and weekends, many of our customers switch to **full or partial packing services** at this stage — we can pack the entire home, or just the hard stuff like the kitchen, closets, and fragile items.*

CONTACT INFORMATION





THE HAPPIEST MOVERS IN FLORIDA

3–4 Weeks Before

- ☐ Pack living room décor, media, and non-essential electronics.
- ☐ Pack extra bedding, off-season clothing, and anything stored under beds.
- ☐ Start using up freezer and pantry items.
- ☐ Confirm utility transfers for both homes.

2 Weeks Before

- ☐ Pack kitchen items you won't need over the next two weeks.
- ☐ Wrap fragile items carefully (dishes, glasses, serving ware).
- ☐ Pack bathroom backups, decorative items, and non-essential office items.
- ☐ Back up important computer files.

*If the kitchen, glassware, or breakables are stressing you out, this is a great moment to hand just that part to us with a **partial packing service** – for example, a “kitchen-only” or “fragile-only” pack.*

1 Week Before

- ☐ Finish packing kitchen and bathroom items (leave just a few essentials).
- ☐ Pack garage, outdoor items, and tools.
- ☐ Prepare your “essentials” bag: chargers, toiletries, medications, 1–2 outfits, documents, laptop, snacks, and basic tools.
- ☐ Back up important computer files.

CONTACT INFORMATION





THE HAPPIEST MOVERS IN FLORIDA

2–3 Days Before

- ☐ Pack the last items except your absolute daily essentials.
- ☐ Empty the fridge and freezer.
- ☐ Do laundry and take out trash.
- ☐ Set aside items that need special care so our movers can prep them properly.

Not comfortable packing TVs, artwork, mirrors, or other delicate pieces? Our team can step in with expert "last-mile" packing just for those items so you don't have to worry about how to protect them.

Moving Day

- ☐ Dress comfortably and keep your essentials bag with you.
- ☐ Do a final walkthrough: closets, cabinets, storage areas, garage, attic, and basement.
- ☐ Show the movers special-care items and the load/unload path.
- ☐ Before leaving, lock up, turn off lights, take photos, and leave keys as directed.

If you booked Happy Helpers Moving Co, our crews can also help finish light packing, secure furniture, and wrap everything so your belongings travel safely.

CONTACT INFORMATION





Helpful Extras From Happy Helpers Moving Co.

Full Packing & Moving Support

Whether you want us to pack the whole house or just specific rooms, delicate items, or bulky furniture, we've got you covered. You handle life; we'll handle the heavy lifting and careful packing so your move feels stress-free and joyful.

FREE Moving Consultations

Not sure what services you need or where to begin? One quick call with our friendly team and we'll help map out your move and plan your packing strategy for your unique situation.

Flexible Scheduling & Support

We know moves don't always follow a strict schedule. That's why Happy Helpers offers flexible timing and clear communication before, during, and after your move. We work around your timeline to make sure everything arrives when and where you need it.

Customer Care You Can Count On

At Happy Helpers Moving Co, customer satisfaction isn't just a goal, it's our priority. We treat every customer like family and every move like it's our own. From the first quote request to the final box unloaded, we focus on making your experience smooth, efficient, and positive.



**SCAN FOR FREE
MOVING QUOTE**

<https://www.happyhelpersmovingco.com>
(Fast, no-obligation estimate)










CONTACT INFORMATION





Labeling System Guide

COLOR CODE BY ROOM

-  **Green** = Kitchen
-  **Blue** = Master Bedroom
-  **Red** = Living Room
-  **Yellow** = Kids' Rooms
-  **Purple** = Bathroom
-  **Orange** = Garage/Storage
-  **Pink** = Office





LABEL EACH BOX WITH

- Room destination (in large letters)
- General contents
- Box number (for inventory)
- **"FRAGILE"** or **"THIS SIDE UP"** if needed

Pro Tip: Label boxes on **TOP** and **SIDES** so you can see labels when stacked!



SYMBOL SYSTEM

-  = Unpack first (priority)
-  = Not urgent
-  = Fragile/Handle with care
-  = This side up

CONTACT INFORMATION





THE HAPPIEST MOVERS IN FLORIDA

PACKING TIPS TO REMEMBER

- 💡 **Heavy items in small boxes** (books, tools, canned goods)
- 💡 **Light items in large boxes** (linens, pillows, lampshades)
- 💡 **Pack heavier items at bottom**, lighter on top
- 💡 **No box over 50 pounds** (if you can't lift it comfortably, it's too heavy)
- 💡 **Fill empty spaces** to prevent shifting
- 💡 **Take photos of electronics** before disconnecting
- 💡 **Pack plates vertically like records with padding**
- 💡 **Use suitcases for heavy items** (they're designed for it!)
- 💡 **Don't empty drawers with light items** (secure with stretch wrap)
- 💡 **Keep cleaning supplies separate** for final clean

NOTES

CONTACT INFORMATION





THE HAPPIEST MOVERS IN FLORIDA

QUESTIONS? HAPPY HELPERS ARE READY.

Whether it's planning, packing, or move-day details, our team is here to make things easier.

A happier move starts with one friendly conversation.



**GET A
FREE
MOVING
QUOTE!**



CONTACT INFORMATION



www.happyhelpersmovingco.com



admin@happyhelpersmovingco.com



(941) 541-1434