

Product Description

Securin® Vet Skin Barrier is a silicone-based, film-forming liquid designed to create a protective barrier on intact skin and support the adhesion of external adhesive products.

Intended Use

Securin Vet Skin Barrier is intended to form a protective and adhesive film on intact animal skin to:

- Support adhesion of externally applied adhesive products
- Help reduce the risk of skin disruption associated with adhesive use

The product is intended for use by trained veterinary professionals in a veterinary care setting.

Indications for Use

Securin Vet Skin Barrier is indicated for:

- Supporting adhesion of medical or non-medical adhesive products applied to intact skin
- Providing a protective barrier between the skin and adhesive products

Contraindications

Do not use:

- On open wounds
- In animals with known hypersensitivity to silicone-based materials or any component of the product

Warnings

- For external use only
- Avoid contact with eyes, mucous membranes, and internal tissues
- Discontinue use if skin irritation, hypersensitivity, or signs of infection occur
- Do not apply to infected or inflamed skin unless directed by a veterinarian
- Adhesion effectiveness may be reduced in the presence of excessive moisture, oils, or perspiration
- Ensure the product is fully dry before applying any adhesive product
- Keep away from heat, sparks, and open flame

Precautions

- Use only as directed
- Apply only to clean, dry, intact skin
- Not intended as a primary wound care product
- Keep out of reach of children
- Use caution when applying to animals with sensitive skin
- Do not reuse applicators

Adverse Reactions

Possible adverse reactions may include:

- Mild, transient skin irritation
- Allergic reaction in sensitive animals

If any adverse reaction occurs, discontinue use and consult a veterinarian.

Composition

Contains silicone-based formulation (siloxanes)

Additional information

Serious incidents or adverse events related to the use of this product should be reported to the manufacturer / the appropriate regulatory authority in your country

For technical assistance or additional information, please visit: www.furinevet.com

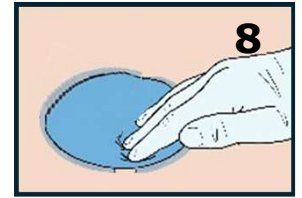
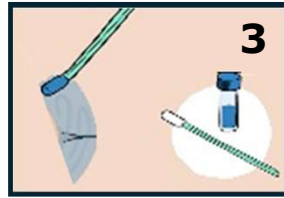
Instructions for Use

Preparation

1. Ensure the skin is clean, dry, and free from oils, creams, or debris
2. If necessary, prepare the skin using an appropriate product (e.g., an oil-free, siloxane-based wipe)

Application

3. Using the enclosed swab, apply a thin, even layer of Securin Vet Skin Barrier to the intended area
4. Allow the product to dry completely (approximately 1–2 minutes)
5. Verify that the surface is dry; when dry, the surface should feel slightly tacky
6. If the surface is not fully dry, adhesion may be reduced
7. Apply the adhesive product to the treated area
8. Press the adhesive product firmly to ensure full contact with the skin
9. Remove any excess Securin Vet Skin Barrier from surrounding skin using a siloxane-based adhesive remover wipe



During Use

10. The product may remain in place for up to 7 days, depending on clinical use and skin condition
11. Inspect the application site regularly for signs of irritation or reduced adhesion

Removal

12. Use a siloxane-based adhesive remover wipe or spray to remove Securin Vet Skin Barrier.
13. Gently lift the edge of the adhesive product while applying the siloxane-based adhesive remover.
14. Carefully remove any remaining residue from the skin.
15. Avoid aggressive removal techniques that may damage the skin.

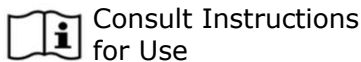


Important

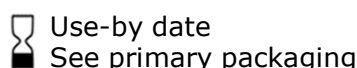
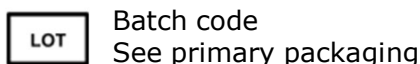
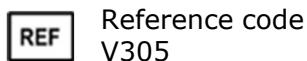
- Securin Vet Skin Barrier cannot be removed with soap, alcohol, or other non-siloxane-based products.
- Do not use dried-out wipes.

Disposal

Dispose of used materials, packaging, and unused product in accordance with local, regional, and national regulations.



Legal Manufacturer:
Furine ApS
Industrivaenget 1
3320 Skaevinge
Denmark



Version: IFUV305-01US
2026-03