

# OFFICE MARKET PROFILE

8565 Five Parks Dr, Arvada, Colorado, 80005  
Ring: 1 mile radius

This infographic provides a set of key demographic, market potential and spending indicators that allow you to quickly understand the market opportunities and demographics of an area that provide powerful decision-making insight about office location.

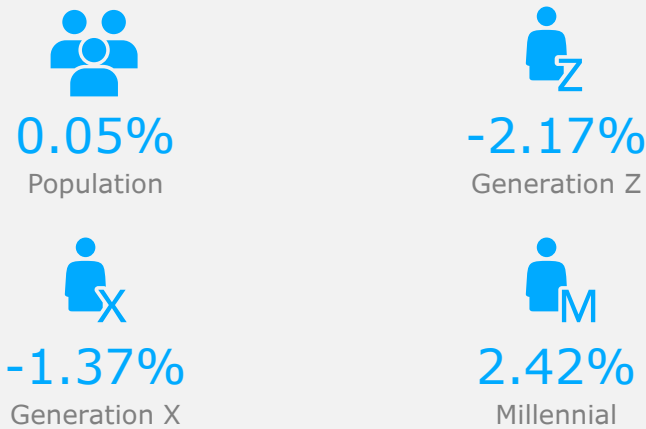
[Learn more about this data](#)




Created for prospective tenants by SFinvest Real Estate




## PROJECTED ANNUAL GROWTH RATE



## INTERNET ACCESS (INDEX)



## LIFESTYLE SPENDING (INDEX)



## INCOME AND HOME VALUE



# OFFICE MARKET PROFILE

8565 Five Parks Dr, Arvada, Colorado, 80005  
Ring: 3 mile radius

This infographic provides a set of key demographic, market potential and spending indicators that allow you to quickly understand the market opportunities and demographics of an area that provide powerful decision-making insight about office location.

[Learn more about this data](#)



Created for prospective tenants by SFinvest Real Estate



## PROJECTED ANNUAL GROWTH RATE



-0.09%  
Population



-1.84%  
Generation Z



-1.19%  
Generation X



1.43%  
Millennial



## INTERNET ACCESS (INDEX)



102

Access to Internet at home



104

Internet at home via high speed connection

## LIFESTYLE SPENDING (INDEX)



164

Meals at Restaurants



167

Entertainment/ Recreation



162

Retail Goods



159

Apparel & Services



164

Home Services



## INCOME AND HOME VALUE



\$145,010

Median Household Income



\$70,847

Per Capita Income



\$705,648

Median Home Value

# OFFICE MARKET PROFILE

8565 Five Parks Dr, Arvada, Colorado, 80005  
Ring: 5 mile radius

This infographic provides a set of key demographic, market potential and spending indicators that allow you to quickly understand the market opportunities and demographics of an area that provide powerful decision-making insight about office location.

[Learn more about this data](#)



Created for prospective tenants by SFinvest Real Estate



## PROJECTED ANNUAL GROWTH RATE



0.03%  
Population



-0.44%  
Generation Z



-1.07%  
Generation X



0.40%  
Millennial



## INTERNET ACCESS (INDEX)



102

Access to Internet at home



103

Internet at home via high speed connection

## LIFESTYLE SPENDING (INDEX)



141

Meals at Restaurants



141

Entertainment/ Recreation



138

Retail Goods



138

Apparel & Services



139

Home Services



## INCOME AND HOME VALUE



\$118,247

Median Household Income



\$63,617

Per Capita Income



\$671,954

Median Home Value