




An extremely compact spider lift for the most difficult applications.



Expands from 780mm to 1060mm for extra stability and stands taller for extra ground clearance.



Reduces to only 780mm wide and lowers to 1909mm height for very narrow access.



The basket quickly and simply detaches with only one pin for accessing very tight locations. The basket can then easily be rolled along by one person on its own caster wheels.



Total package weight with heavy duty gal. steel trailer: 2490kg

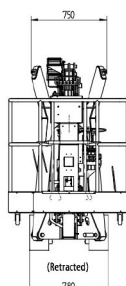
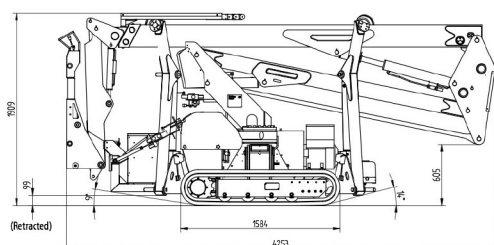
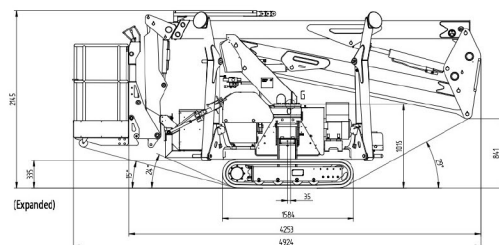
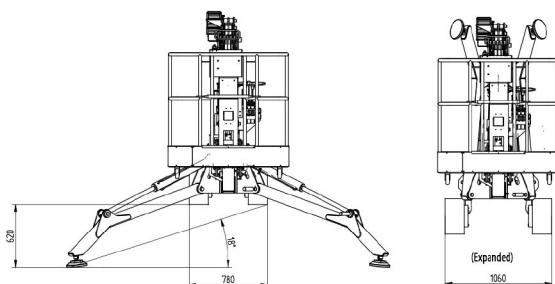
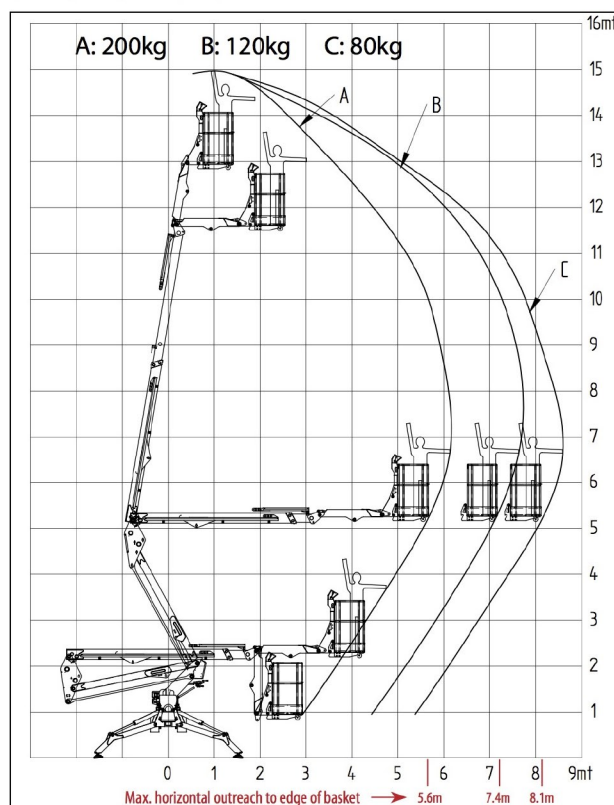


The spider can be set up whilst still on the trailer saving time unloading where not necessary.

Max Working Height (m)	15.00
Max Platform Height (m)	13.00
Max Horizontal Working Outreach (m)	8.50
Max Horizontal Outreach to edge of basket (m)	8.10
Lift Capacity / SWL (kg)	200
Weight / Outreach Limited (Yes/No)	Yes
Turret Rotation	359°
Basket Rotation	Option
Length with basket (m)	4.92
Length w/out basket (m)	4.25
Width stowed tracks (m)	0.78
Height (m) Stowed	1.91
Basket Dimensions	1.2 x .66
Total Weight (kg)	1950
Max ground pressure driving (approx)	38.5 kN/m ²
Max stabilizer force	12.5kN
Max stabilizer pressure with std foot pad	446 kN/m ²
Gradeability length-wise	24 degrees
Gradeability sideways	15 degrees (27%)
Stabilizer set-up dimensions	3.21 x 3.86 o/o
Narrow set-up dimensions	N/A
Max slope for stabilizers	18 degrees
Standard Power Source/s	Honda 13 Hp Petrol & 240 Volt electric system
Optional Power Sources	Yanmar 9 hp or Kubota 14 hp Diesel
Drive system	Tracks
Expanding tracks	Std
Drive speed km/h	
2 Speed Drive	no
Remote drive control	Radio Option
Battery voltage	12
Basket load control	Std
Electric & Air outlets in basket	Std
Electric emergency lowering	Option

Complies with AS1418.10

(E & OE.)

SPECIFICATIONS


Weighing under 2 tonnes, the 1575 is ideal for use on load sensitive floors, including jetties!

