

Truss Grapple



12" / 20" Truss Grapple

Since 1974, Smartstage has been setting the standard for stage, truss, and seating components through ongoing innovation and a commitment to the teams that make events come to life. Our proprietary Truss Grapple allows for unique truss design layouts. The low-profile design of our innovative hardware allows for new and interesting, mid-truss connections that nevertheless deliver 75% load capacity of the truss itself.

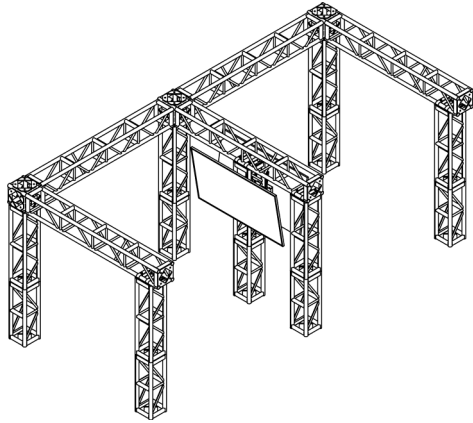



RELATED ITEM
12" CORNER BLOCK



RELATED ITEM
16" x 16" CIRCLE TRUSS

Truss Grapple



UNIQUE POSSIBILITIES

The Truss Grapple joins 12" and 20" truss from the bottom, the side, or top... and due to its low profile, it isn't restricted by any diagonal bracing (actually wrapping **over** any diagonal supports to allow for unique **side** connections not found elsewhere in the industry). It's fully rated, designed, and manufactured by the team at Smartstage. The Truss Grapple works in pairs to make inline 90-degree connections between two similarly-sized trusses (anywhere along a perpendicular primary truss).

FEATURES & BENEFITS

- Allows for unique truss design configurations
- Simple to use and quick to assemble
- Total freedom in connection points
- Can be connected at end plates as well
- **Material:** Aluminum 6061 T6
- **Size:** 12" - 20" (305 mm - 521 mm)

DOCUMENTATION

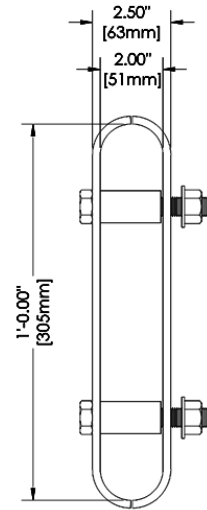

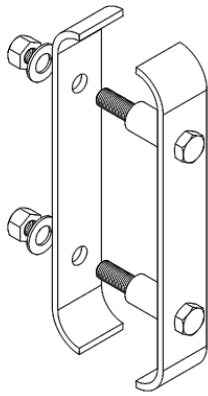


VIEW ONLINE



DOWNLOADS

Truss Grapple



▲ 12" GRAPPLE (TRG1200S)

▼ 20" GRAPPLE (TRG2000S)

