

Revolving Turntable (Heavy-Duty)



22' Revolving Turntable Heavy-Duty

Smartstage revolving stage platforms are built tough, yet pack tight for touring, and remain fast and easy to assemble by a small crew. We manufacture a wide range of sizes... from 6 inches to 90 feet. So our solutions have carried models, cars, bands, massive industrial equipment displays, custom art installations, and just about anything and everything in-between. If your team can imagine it, our revolving stages have helped bring it to life.



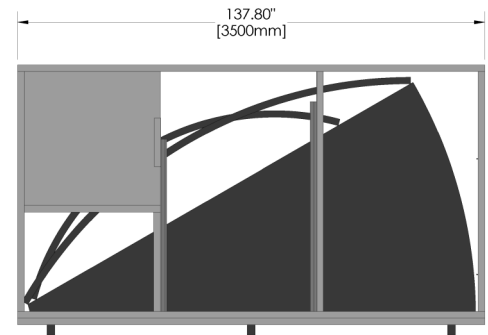
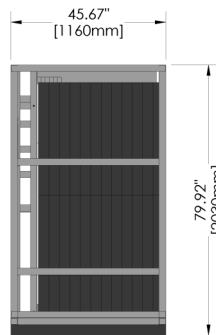

RELATED ITEM:
5' (1.5 METER) REVOLVE



RELATED ITEM:
26' (8 METER) REVOLVE

Revolving Turntable (Heavy-Duty)

SHIPPING (1 CART)




FEATURES & BENEFITS

- High load capacity for heavy-duty applications
- Low-profile floating platform operates quietly
- Breakdown sections for easier transport
- Self-contained drive unit with control
- Central hub for base and top
- Power outlet on the surface
- Variable speed / reversing drive

SPECIFICATIONS

- **Size:** 22' (7 m)
- **Dimensions:** 541 sq feet (50.26 sq meters)
- **Height:** 13.88" (35.2 cm)
- **Surface thickness:** 0.71" (18 mm)
- **Gross Spread load:** 6,744 lbs (3,059 kg)
- **Load (square foot):** 1,500 lbs (680 kg)
- **Point loading (square inch):** 600 lbs (272 kg)
- **Surface material:** Birch with black Hexigrip finish
- **Structure:** Black Oxide-coated steel
- **Surface outlet:** 1 x 15 amp, 120 VAC
- **Drive position:** Concealed inside of outer ring
- **Output RPM:** Variable 0-2 RPM
- **Motor power:** 2 hp, 13 amps, 3 phase, 240 VAC
- **Duty cycle (load dependent):** 10 hrs
- **Total Deck Rings:** 2
- **Shipping weight:** ~7,496 lbs (3,400 kg)
- **Shipping size:** 87" x 142" x 49" (2.2 m x 3.6 m x 1.25 m)
- **Shipping segments:** 12 "pie" pieces
- **Labor to assemble:** 4 hrs, 4 persons (tools required)

DOCUMENTATION



Revolving Turntable (Heavy-Duty)

