



Holy Name of Jesus School
Summer Reading and Math Work
Students Entering Grade 2 - 2026/2027 School Year

READING

The following is the required reading for incoming 2nd grade students:

- **Assignment #1**
 - Choose a book about your favorite animal and complete Animal Research Worksheet.

- **Assignment #2**
 - Choose any book and complete Second Grade Book Report Worksheet.

Some Suggested Reading Titles:

- *Any picture book*
- *Junie B. Jones Series*
- *Calendar Club or A to Z Mysteries*
- *Weird School Series*

MATH:

Students entering Second Grade are **required** to complete the following math sheets:

- Rainy Fact Families
- Buggy for Facts
- Word Problems for Spring
- Spring into Math
- Number Riddles
- Subtraction: Mystery Math
- Counting Forward and Backward

LANGUAGE ARTS:

- Students are to complete these eight (8) language arts worksheets.

Second Grade Book Report

© 1996 Beverly Schmitt

Date: _____

Title (name) of my book

The author's name is (the author is the name of the person that wrote the book)


Name two characters and give a brief description about each from your book. Like ... Thomas Edison, an inventor; or Tom Sawyer, a country boy; or Queen Elizabeth, queen of England; or Columbus, a sailor.

Name	Description
1. _____ _____ ; _____ ; _____	_____ _____ _____
2. _____ _____ ; _____ ; _____	_____ _____ _____


Write two sentences about your book. (Don't forget your endmarks!)

Draw a picture from your book of what happened


First



Second



Third



animal research

habitat

appearance

babies

food

interesting facts:

1.

2.

3.

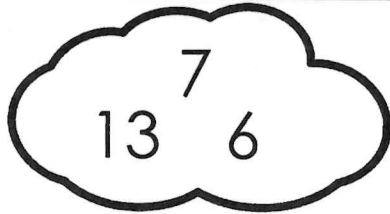

4.

Name _____


Date _____

Rainy Fact Families

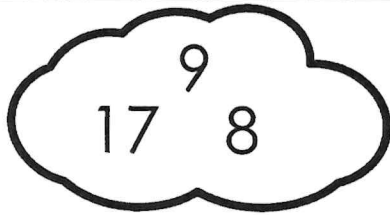

Directions: Write the equations for each fact family.




$$\begin{array}{r} \underline{\quad} + \underline{\quad} = \underline{\quad} \\ \underline{\quad} + \underline{\quad} = \underline{\quad} \\ \underline{\quad} - \underline{\quad} = \underline{\quad} \\ \underline{\quad} - \underline{\quad} = \underline{\quad} \end{array}$$



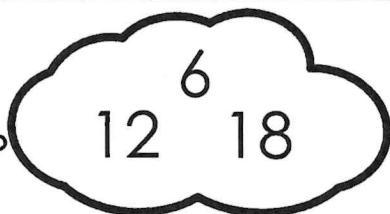

$$\begin{array}{r} \underline{\quad} + \underline{\quad} = \underline{\quad} \\ \underline{\quad} + \underline{\quad} = \underline{\quad} \\ \underline{\quad} - \underline{\quad} = \underline{\quad} \\ \underline{\quad} - \underline{\quad} = \underline{\quad} \end{array}$$




$$\begin{array}{r} \underline{\quad} + \underline{\quad} = \underline{\quad} \\ \underline{\quad} + \underline{\quad} = \underline{\quad} \\ \underline{\quad} - \underline{\quad} = \underline{\quad} \\ \underline{\quad} - \underline{\quad} = \underline{\quad} \end{array}$$



$$\begin{array}{r} \underline{\quad} + \underline{\quad} = \underline{\quad} \\ \underline{\quad} + \underline{\quad} = \underline{\quad} \\ \underline{\quad} - \underline{\quad} = \underline{\quad} \\ \underline{\quad} - \underline{\quad} = \underline{\quad} \end{array}$$



$$\begin{array}{r} \underline{\quad} + \underline{\quad} = \underline{\quad} \\ \underline{\quad} + \underline{\quad} = \underline{\quad} \\ \underline{\quad} - \underline{\quad} = \underline{\quad} \\ \underline{\quad} - \underline{\quad} = \underline{\quad} \end{array}$$



$$\begin{array}{r} \underline{\quad} + \underline{\quad} = \underline{\quad} \\ \underline{\quad} + \underline{\quad} = \underline{\quad} \\ \underline{\quad} - \underline{\quad} = \underline{\quad} \\ \underline{\quad} - \underline{\quad} = \underline{\quad} \end{array}$$




Name _____


Date _____

Buggy for Facts

Directions: Solve the problems.
Cut and paste them in the correct columns.



True



False

© Annie Moffatt @ The Moffatt Girls 2014

$$2 + 7 = 6 + 3$$

$$2 + 5 = 8 + 0$$

$$9 + 1 = 7 + 2$$

$$5 + 2 = 3 + 4$$

$$4 + 5 = 5 + 3$$

$$4 + 4 = 3 + 4$$

$$6 + 4 = 5 + 5$$


$$10 + 5 = 8 + 6$$

$$3 + 3 = 6 + 2$$

$$2 + 4 = 3 + 3$$

Name _____ Date _____

Word Problems for Spring



Direction: Solve the word problems. Show your work.

19 butterflies were sitting on a branch. 7 butterflies flew away. How many are left?
Show your work:

answer _____

A flower pot can hold 6 flowers. How many flowers can 3 flower pots hold?
Show your work:

answer _____

There were 16 worms on the ground. A hungry bird ate some. There were 8 worms left. How many worms did the bird eat?
Show your work:

answer _____

A rose had 20 petals. The hungry caterpillar ate 6 petals. How many petals are left?
Show your work:

answer _____

9 frogs were sitting on a log. Some more frogs joined them. Then there were 16 frogs. How many frogs joined?
Show your work:

answer _____


There were 6 jars of tadpoles. Each jar had 3 tadpoles. How many tadpoles in all?
Show your work:

answer _____

Name _____ Date _____

Spring into Math!

Directions: Solve the math problems. Color the lily pads that equal the sum on the frog.



$9+1=$

$5+5=$

$7+4=$

$6+4=$

$3+7=$

$6+6=$



$8+3=$


$6+6=$

$9+3=$

$10+2=$

$7+5=$

$4+7=$



$7+7=$


$10+4=$

$8+6=$

$9+1=$

$3+8=$

$9+8=$



$6+9=$


$8+8=$

$10+8=$

$9+9=$

$5+11=$

$14+2=$



$9+9=$

$10+8=$

$13+5=$

$8+9=$

$6+13=$

$14+4=$



$10+10=$

$11+9=$

$15+5=$


$19+1=$

$6+12=$

$15+3=$

Name _____ Date _____

Number Riddles



Direction: Read the clues to help you solve the riddle.
Write the answer on the line.

I am thinking of a number.
It is greater than 13.
It is less than 15.
What number is it? _____

I am thinking of a number.
It is less than 10.
It is even.
It is more than 6.
What number is it? _____

I am thinking of a number.
It is more than 30.
It is less than 40.
It has a 5 in the ones place.
What number is it? _____

I am thinking of a number.
It is less than 50.
It is greater than 40.
It has a 2 in the ones place.
What number is it? _____

I am thinking of a number.
It is less than 20.
It has a 3 in the ones place.
It is greater than 10.
What number is it? _____

I am thinking of a number.
It is less than 90.
It is greater than 80.
It has a 7 in the ones place.
What number is it? _____

I am thinking of a number.
It is greater than 60.
It is less than 70.
It has a 2 in the ones place.
What number is it? _____

I am thinking of a number.
It has a 4 in the tens place.
It has a 6 in the ones place.
What number is it? _____











I am thinking of a number.
It has an 8 in the ones place.
It has a 9 in the tens place.
What number is it? _____

























I am thinking of a number.
It has a 3 in the ones place.
It has a 5 in the tens place.
What number is it? _____

Name _____

Subtraction: Mystery Math

Directions: Plug in the number for each item. Subtract. The first one has been done.

 = 11	 = 12	 = 13	 = 14	 = 15
 = 16	 = 17	 = 18	 = 19	 = 20

 17 -  11 = 6	 -  = _____
 -  = _____	 -  = _____
 -  = _____	 -  = _____
 -  = _____	 -  = _____
 -  = _____	 -  = _____
 -  = _____	 -  = _____

Name _____

Counting Forward and Backward

Directions: Complete the pattern for each set. Cut and paste the rule.

	30	35	40			

	110	100	90			

	72	74	76			

	85	80	75			

RULE: Count backward by tens.	RULE: Count backward by fives.	RULE: Count forward by fives.	RULE: Count forward by twos.
---	--	---	--

Name _____

Comprehension Check I

Directions: Read the short story. Answer the questions.



Every day Jack goes to the pond. He has a special friend that he visits at the pond. Jack's special friend is a frog named Jump.

Jump is not like other frogs. He is special because he can talk. Jack and Jump have a lot of fun together. They play games like "Hop on the Lily Pad", "Who can Catch the Most Flies?" and "Who can Jump the Farthest?" Jump usually wins all of the games, but Jack doesn't mind. Jack and Jump are best friends.

At the end of the day, Jack always gives Jump a special treat, chocolate covered flies!

1. What is a good title for the story?

2. What is the setting of the story?


3. How is Jump different than other frogs?

4. Why do you think Jump usually wins the games?

Name _____

Vowel Digraphs (oo)


Directions: Cut and paste the correct lily pad to the correct frog.



oo as in
boot



oo as in
hook















Directions: Put the above words in ABC order.


Directions: Put the above words in ABC order.

1.	4.
2.	5.
3.	6.


1.	4.
2.	5.
3.	6.

Name _____



ABC Order



Directions: Read the words in each box.
Write them in ABC order.

spring flowers blossom
grass water

1.

2.

3.

4.

5.

grasshopper bee fly
ladybug bunny

1.

2.

3.

4.

5.

tulip daisy rose
iris violet

1.

2.

3.

4.

5.

nest bird hatch
worm fly

1.

2.

3.




4.

5.

Name _____

Grammar

Directions: Cut and paste the popcorn to the correct bag.




hair	jog
hot	she
our	man
salty	snore
eat	he
bag	red
loud	throw
their	tent

Name _____ Date _____

Growing Verbs








Directions: Read the words on the radishes.
Color the verbs red and all other words green.



Name _____ Date _____

Growing Nouns

Directions: Read the words on the strawberries. Color the nouns red and all other words orange.



Name _____ Date _____

Rainy Day Blends!





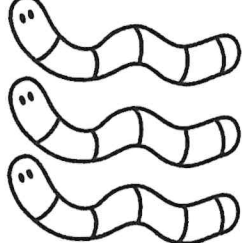




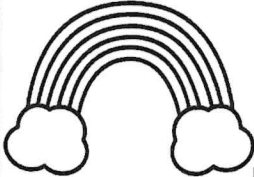

Directions: Look at the blend in each box. Write 3 words on the umbrella that begin with that blend. The first one has been done for you.

<p>fl</p> <p>flap flag flip</p>	<p>fr</p>	<p>pl</p>
<p>gr</p>	<p>sl</p>	<p>br</p>
<p>gl</p>	<p>cr</p>	<p>bl</p>

Name _____ Date _____

Plural and Singular Nouns

Directions: Circle the correct noun for each picture. Write the word on the line.

 <p>bug bugs</p>	 <p>jar jars</p>	 <p>worm worms</p>
<hr style="border-top: 1px dashed black;"/>		
 <p>boy boys</p>	 <p>girl girls</p>	 <p>spider spiders</p>
<hr style="border-top: 1px dashed black;"/>		
 <p>cloud clouds</p>	 <p>rainbow rainbows</p>	 <p>umbrella umbrellas</p>
<hr style="border-top: 1px dashed black;"/>		

Directions: Write two sentences using either a singular or plural noun.

1. _____

2. _____
