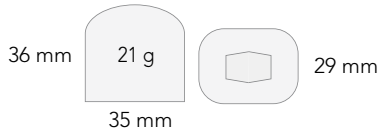


HOLLOW CUBES



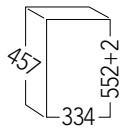
SIMAG



SDE RANGE

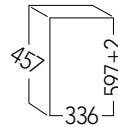
FEATURES

- Stainless steel bodywork - scotch brite
- Air or water cooled
- Main switch (except model SDE 18)
- Washable air filter (except models SDE 18, SDE 24)
- Easy scaling cleaning system
- Built-in cleaning system
- Easily accessible components
- Agion antibacterial components



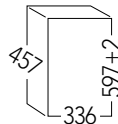
SDE 18

Production kg/24h: Air cooled 18
Water cooled 15
Bin capacity kg: 4



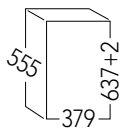
SDE 24

Production kg/24h: Air cooled 24
Water cooled 21
Bin capacity kg: 6



SDE 30

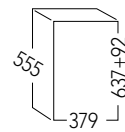
Production kg/24h: Air cooled 30
Water cooled 28
Bin capacity kg: 6



SDE 34



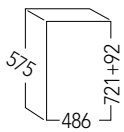
Production kg/24h: Air cooled 32
 Water cooled 28
 Bin capacity kg: 12



SDE 40



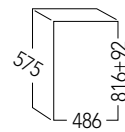
Production kg/24h: Air cooled 38
 Water cooled 36
 Bin capacity kg: 12



SDE 50



Production kg/24h: Air cooled 47
 Water cooled 45
 Bin capacity kg: 17



SDE 64



Production kg/24h: Air cooled 63
 Water cooled 60
 Bin capacity kg: 20